

2023 Texas Child Care Market Rate Survey

Supplemental Report: Tables by Area

Conducted for the Texas Workforce Commission

by

Daniel Schroeder, Ray Marshall Center for the Study of Human Resources
Laura Marra, Texas Institute for Child & Family Wellbeing
Monica Faulkner, Texas Institute for Child & Family Wellbeing



The University of Texas at Austin
Ray Marshall Center
for the Study of Human Resources
Lyndon B. Johnson School of Public Affairs



The University of Texas at Austin
**Texas Institute for
Child & Family Wellbeing**
School of Social Work

List of Tables

Child Care Daily Market Rates by Area

State of Texas	7
LWDA 1 Panhandle	10
LWDA 2 South Plains	13
LWDA 3 North Texas	16
LWDA 4 North Central Texas	19
LWDA 5 Tarrant County	22
LWDA 6 Greater Dallas	25
LWDA 7 Northeast Texas	28
LWDA 8 East Texas	31
LWDA 9 West Central Texas	34
LWDA 10 Borderplex	37
LWDA 11 Permian Basin	40
LWDA 12 Concho Valley	43
LWDA 13 Heart of Texas	46
LWDA 14 Capital Area	49
LWDA 15 Rural Capital Area	52
LWDA 16 Brazos Valley	55
LWDA 17 Deep East Texas	58
LWDA 18 Southeast Texas	61
LWDA 19 Golden Crescent	64
LWDA 20 Alamo	67
LWDA 21 South Texas	70
LWDA 22 Coastal Bend	73
LWDA 23 Lower Rio Grande Valley	76
LWDA 24 Cameron	79
LWDA 25 Texoma	82
LWDA 26 Central Texas	85
LWDA 27 Middle Rio Grande	88
LWDA 28 Gulf Coast	91

Child Care Daily Market Rates: Summary Tables by Area by Age Group

State of Texas	94
LWDA 1 Panhandle	95
LWDA 2 South Plains	96
LWDA 3 North Texas	97
LWDA 4 North Central Texas	98
LWDA 5 Tarrant County	99
LWDA 6 Greater Dallas	100
LWDA 7 Northeast Texas	101
LWDA 8 East Texas	102
LWDA 9 West Central Texas	103
LWDA 10 Borderplex	104

LWDA 11 Permian Basin	105
LWDA 12 Concho Valley	106
LWDA 13 Heart of Texas	107
LWDA 14 Capital Area	108
LWDA 15 Rural Capital Area	109
LWDA 16 Brazos Valley	110
LWDA 17 Deep East Texas	111
LWDA 18 Southeast Texas	112
LWDA 19 Golden Crescent	113
LWDA 20 Alamo	114
LWDA 21 South Texas	115
LWDA 22 Coastal Bend	116
LWDA 23 Lower Rio Grande Valley	117
LWDA 24 Cameron	118
LWDA 25 Texoma	119
LWDA 26 Central Texas	120
LWDA 27 Middle Rio Grande	121
LWDA 28 Gulf Coast	122

Child Care Daily Market Rates: Summary Tables by Area by Facility Type

State of Texas	123
LWDA 1 Panhandle	124
LWDA 2 South Plains	124
LWDA 3 North Texas	125
LWDA 4 North Central Texas	125
LWDA 5 Tarrant County	126
LWDA 6 Greater Dallas	126
LWDA 7 Northeast Texas	127
LWDA 8 East Texas	127
LWDA 9 West Central Texas	128
LWDA 10 Borderplex	128
LWDA 11 Permian Basin	129
LWDA 12 Concho Valley	129
LWDA 13 Heart of Texas	130
LWDA 14 Capital Area	130
LWDA 15 Rural Capital Area	131
LWDA 16 Brazos Valley	131
LWDA 17 Deep East Texas	132
LWDA 18 Southeast Texas	132
LWDA 19 Golden Crescent	133
LWDA 20 Alamo	133
LWDA 21 South Texas	134
LWDA 22 Coastal Bend	134
LWDA 23 Lower Rio Grande Valley	135
LWDA 24 Cameron	135
LWDA 25 Texoma	136
LWDA 26 Central Texas	136
LWDA 27 Middle Rio Grande	137
LWDA 28 Gulf Coast	137

Percentile Analysis: Board Regular Maximum Rates	
Licensed Centers: Board Maximum Rate by Age Group	138
Licensed Centers: Percentile of Board Maximum Rate by Age Group	139
Licensed Homes: Board Maximum Rate by Age Group	140
Licensed Homes: Percentile of Board Maximum Rate by Age Group	141
Registered Homes: Board Maximum Rate	142
Registered Homes: Percentile of Board Maximum Rate	143
Percentile Analysis: Board Maximum Enhanced Rates	
Licensed Centers: Board Maximum Enhanced Rate	144
Licensed Centers: Percentile of Board Maximum Enhanced Rate	145
Licensed Homes: Board Maximum Enhanced Rate	146
Licensed Homes: Percentile of Board Maximum Enhanced Rate	147
Registered Homes: Board Maximum Enhanced Rate	148
Registered Homes: Percentile of Board Maximum Enhanced Rate	149
Services and Enrollment by LWDA	
State of Texas	150
LWDA 1 Panhandle	151
LWDA 2 South Plains	151
LWDA 3 North Texas	152
LWDA 4 North Central Texas	152
LWDA 5 Tarrant County	153
LWDA 6 Greater Dallas	153
LWDA 7 Northeast Texas	154
LWDA 8 East Texas	154
LWDA 9 West Central Texas	155
LWDA 10 Borderplex	155
LWDA 11 Permian Basin	156
LWDA 12 Concho Valley	156
LWDA 13 Heart of Texas	157
LWDA 14 Capital Area	157
LWDA 15 Rural Capital Area	158
LWDA 16 Brazos Valley	158
LWDA 17 Deep East Texas	159
LWDA 18 Southeast Texas	159
LWDA 19 Golden Crescent	160
LWDA 20 Alamo	160
LWDA 21 South Texas	161
LWDA 22 Coastal Bend	161
LWDA 23 Lower Rio Grande Valley	162
LWDA 24 Cameron	162
LWDA 25 Texoma	163
LWDA 26 Central Texas	163
LWDA 27 Middle Rio Grande	164
LWDA 28 Gulf Coast	164

Administrative Categories by LWDA

State of Texas	165
LWDA 1 Panhandle	166
LWDA 2 South Plains	166
LWDA 3 North Texas	167
LWDA 4 North Central Texas	167
LWDA 5 Tarrant County	168
LWDA 6 Greater Dallas	168
LWDA 7 Northeast Texas	169
LWDA 8 East Texas	169
LWDA 9 West Central Texas	170
LWDA 10 Borderplex	170
LWDA 11 Permian Basin	171
LWDA 12 Concho Valley	171
LWDA 13 Heart of Texas	172
LWDA 14 Capital Area	172
LWDA 15 Rural Capital Area	173
LWDA 16 Brazos Valley	173
LWDA 17 Deep East Texas	174
LWDA 18 Southeast Texas	174
LWDA 19 Golden Crescent	175
LWDA 20 Alamo	175
LWDA 21 South Texas	176
LWDA 22 Coastal Bend	176
LWDA 23 Lower Rio Grande Valley	177
LWDA 24 Cameron	177
LWDA 25 Texoma	178
LWDA 26 Central Texas	178
LWDA 27 Middle Rio Grande	179
LWDA 28 Gulf Coast	179

Child Care Daily Market Rates by Area: Expanded Percentiles

State of Texas	180
LWDA 1 Panhandle	183
LWDA 2 South Plains	186
LWDA 3 North Texas	189
LWDA 4 North Central Texas	192
LWDA 5 Tarrant County	195
LWDA 6 Greater Dallas	198
LWDA 7 Northeast Texas	201
LWDA 8 East Texas	204
LWDA 9 West Central Texas	207
LWDA 10 Borderplex	210
LWDA 11 Permian Basin	213
LWDA 12 Concho Valley	216
LWDA 13 Heart of Texas	219
LWDA 14 Capital Area	222
LWDA 15 Rural Capital Area	225
LWDA 16 Brazos Valley	228
LWDA 17 Deep East Texas	231
LWDA 18 Southeast Texas	234
LWDA 19 Golden Crescent	237
LWDA 20 Alamo	240
LWDA 21 South Texas	243
LWDA 22 Coastal Bend	246
LWDA 23 Lower Rio Grande Valley	249
LWDA 24 Cameron	252
LWDA 25 Texoma	255
LWDA 26 Central Texas	258
LWDA 27 Middle Rio Grande	261
LWDA 28 Gulf Coast	264

State of Texas

			Mean	30th percentile	40th percentile	Median	60th percentile	70th percentile	75th percentile	
Licensed Child Care Centers	Infant	0-11 months	Full-day	\$38.00	\$33.80	\$35.80	\$37.40	\$39.40	\$41.40	\$42.40
		Part-day	\$34.00	\$30.20	\$31.80	\$33.60	\$35.20	\$37.20	\$38.20	
	12-17 months	Full-day	\$37.60	\$33.60	\$35.40	\$37.20	\$39.00	\$41.00	\$42.00	
		Part-day	\$33.80	\$30.00	\$31.60	\$33.40	\$35.00	\$37.00	\$38.00	
	Toddler	18-23 months	Full-day	\$36.40	\$32.40	\$34.20	\$36.00	\$37.80	\$39.60	\$40.80
		Part-day	\$32.60	\$28.80	\$30.60	\$32.20	\$33.80	\$35.80	\$36.80	
	2 years	Full-day	\$35.80	\$31.80	\$33.60	\$35.40	\$37.00	\$39.00	\$40.20	
		Part-day	\$32.40	\$28.60	\$30.20	\$32.00	\$33.60	\$35.40	\$36.40	
	3 years	Full-day	\$34.80	\$30.80	\$32.60	\$34.40	\$36.00	\$38.00	\$39.00	
		Part-day	\$28.20	\$24.60	\$26.20	\$27.80	\$29.40	\$31.00	\$32.00	
	Preschool	4 years	Full-day	\$34.00	\$30.00	\$31.80	\$33.40	\$35.20	\$37.00	\$38.20
		Part-day	\$27.40	\$24.00	\$25.40	\$27.00	\$28.60	\$30.20	\$31.20	
	5 years	Full-day	\$33.00	\$29.00	\$30.80	\$32.40	\$34.20	\$36.00	\$37.00	
		Part-day	\$26.20	\$22.80	\$24.20	\$25.80	\$27.20	\$29.00	\$29.80	
	School age	6-13 years	Full-day	\$32.40	\$28.60	\$30.40	\$32.00	\$33.60	\$35.60	\$36.60
			Part-day	\$25.60	\$22.20	\$23.60	\$25.20	\$26.60	\$28.20	\$29.20

State of Texas

			Mean	30th percentile	40th percentile	Median	60th percentile	70th percentile	75th percentile	
Licensed Child Care Homes	Infant	0-11 months	Full-day	\$33.40	\$29.40	\$31.20	\$32.80	\$34.60	\$36.40	\$37.40
		Part-day	\$30.80	\$27.00	\$28.80	\$30.40	\$32.00	\$33.80	\$34.80	
		12-17 months	Full-day	\$33.40	\$29.60	\$31.20	\$33.00	\$34.60	\$36.60	\$37.60
			Part-day	\$30.20	\$26.60	\$28.20	\$29.80	\$31.40	\$33.20	\$34.20
	Toddler	18-23 months	Full-day	\$33.20	\$29.20	\$31.00	\$32.60	\$34.40	\$36.20	\$37.20
			Part-day	\$29.80	\$26.00	\$27.80	\$29.20	\$31.00	\$32.60	\$33.60
		2 years	Full-day	\$31.60	\$27.80	\$29.40	\$31.00	\$32.80	\$34.60	\$35.60
			Part-day	\$30.40	\$26.60	\$28.20	\$29.80	\$31.60	\$33.20	\$34.20
		3 years	Full-day	\$32.00	\$28.20	\$29.80	\$31.40	\$33.20	\$35.00	\$36.00
			Part-day	\$28.60	\$25.00	\$26.60	\$28.20	\$29.80	\$31.40	\$32.40
	Preschool	4 years	Full-day	\$31.60	\$28.00	\$29.60	\$31.20	\$32.80	\$34.60	\$35.80
			Part-day	\$26.80	\$23.40	\$24.80	\$26.40	\$28.00	\$29.60	\$30.60
		5 years	Full-day	\$31.00	\$27.40	\$29.00	\$30.60	\$32.20	\$34.00	\$35.00
			Part-day	\$26.20	\$22.80	\$24.20	\$25.80	\$27.20	\$28.80	\$29.80
	School age	6-13 years	Full-day	\$30.20	\$26.40	\$28.20	\$29.60	\$31.40	\$33.00	\$34.00
			Part-day	\$25.60	\$22.20	\$23.80	\$25.20	\$26.60	\$28.40	\$29.20

State of Texas

			Mean	30th percentile	40th percentile	Median	60th percentile	70th percentile	75th percentile	
Registered Child Care Homes	Infant	0-11 months	Full-day	\$33.00	\$29.20	\$31.00	\$32.60	\$34.20	\$36.20	\$37.20
			Part-day	\$29.20	\$25.60	\$27.20	\$28.80	\$30.40	\$32.20	\$33.00
		12-17 months	Full-day	\$31.20	\$27.60	\$29.20	\$30.80	\$32.40	\$34.20	\$35.20
			Part-day	\$27.80	\$24.20	\$25.80	\$27.40	\$29.00	\$30.60	\$31.60
	Toddler	18-23 months	Full-day	\$31.60	\$27.80	\$29.60	\$31.20	\$32.80	\$34.60	\$35.60
			Part-day	\$27.20	\$23.60	\$25.20	\$26.80	\$28.20	\$30.00	\$30.80
		2 years	Full-day	\$31.20	\$27.40	\$29.00	\$30.80	\$32.40	\$34.20	\$35.20
			Part-day	\$27.20	\$23.60	\$25.20	\$26.80	\$28.20	\$30.00	\$30.80
		3 years	Full-day	\$31.20	\$27.40	\$29.00	\$30.60	\$32.40	\$34.20	\$35.20
			Part-day	\$25.20	\$21.80	\$23.40	\$24.80	\$26.20	\$27.80	\$28.80
	Preschool	4 years	Full-day	\$30.40	\$26.80	\$28.40	\$30.00	\$31.60	\$33.40	\$34.40
			Part-day	\$22.20	\$19.00	\$20.40	\$21.80	\$23.20	\$24.60	\$25.60
		5 years	Full-day	\$27.40	\$24.00	\$25.60	\$27.00	\$28.60	\$30.20	\$31.20
			Part-day	\$23.80	\$20.60	\$22.00	\$23.40	\$24.80	\$26.40	\$27.40
	School age	6-13 years	Full-day	\$26.80	\$23.40	\$24.80	\$26.40	\$28.00	\$29.60	\$30.60
			Part-day	\$21.80	\$18.60	\$20.00	\$21.20	\$22.60	\$24.20	\$25.00

LWDA 1 Panhandle

			Mean	30th percentile	40th percentile	Median	60th percentile	70th percentile	75th percentile	
Licensed Child Care Centers (rates from 68 out of 83 facilities in area)	Infant	0-11 months	Full-day	\$29.80	\$27.60	\$28.60	\$29.60	\$30.60	\$31.80	\$32.40
			Part-day	\$27.40	\$25.20	\$26.40	\$27.40	\$28.40	\$29.40	\$30.00
		12-17 months	Full-day	\$29.60	\$27.40	\$28.40	\$29.40	\$30.40	\$31.60	\$32.20
			Part-day	\$27.40	\$25.20	\$26.20	\$27.20	\$28.20	\$29.40	\$30.00
	Toddler	18-23 months	Full-day	\$29.00	\$26.60	\$27.60	\$28.80	\$29.80	\$30.80	\$31.60
			Part-day	\$26.80	\$24.60	\$25.60	\$26.60	\$27.60	\$28.60	\$29.20
		2 years	Full-day	\$28.60	\$26.20	\$27.40	\$28.40	\$29.40	\$30.60	\$31.20
			Part-day	\$26.60	\$24.40	\$25.40	\$26.40	\$27.40	\$28.40	\$29.00
	Preschool	3 years	Full-day	\$28.00	\$25.80	\$26.80	\$27.80	\$28.80	\$30.00	\$30.60
			Part-day	\$24.00	\$22.00	\$23.00	\$23.80	\$24.80	\$25.80	\$26.40
		4 years	Full-day	\$27.40	\$25.20	\$26.20	\$27.20	\$28.20	\$29.40	\$30.00
			Part-day	\$23.60	\$21.40	\$22.40	\$23.40	\$24.40	\$25.40	\$25.80
		5 years	Full-day	\$26.80	\$24.60	\$25.60	\$26.60	\$27.60	\$28.80	\$29.40
			Part-day	\$22.80	\$20.80	\$21.80	\$22.60	\$23.60	\$24.60	\$25.20
	School age	6-13 years	Full-day	\$26.60	\$24.40	\$25.40	\$26.40	\$27.40	\$28.40	\$29.00
			Part-day	\$22.40	\$20.40	\$21.40	\$22.20	\$23.20	\$24.20	\$24.80

LWDA 1 Panhandle

			Mean	30th percentile	40th percentile	Median	60th percentile	70th percentile	75th percentile	
Licensed Child Care Homes (rates from 12 out of 19 facilities in area)	Infant	0-11 months	Full-day	\$27.20	\$24.80	\$26.00	\$27.00	\$28.00	\$29.00	\$29.60
			Part-day	\$25.60	\$23.40	\$24.40	\$25.40	\$26.40	\$27.40	\$28.00
		12-17 months	Full-day	\$27.20	\$25.00	\$26.00	\$27.00	\$28.00	\$29.00	\$29.60
			Part-day	\$25.20	\$23.20	\$24.20	\$25.20	\$26.00	\$27.20	\$27.80
	Toddler	18-23 months	Full-day	\$27.00	\$24.80	\$25.80	\$26.80	\$27.80	\$28.80	\$29.40
			Part-day	\$25.00	\$22.80	\$23.80	\$24.80	\$25.80	\$26.80	\$27.40
		2 years	Full-day	\$26.00	\$23.80	\$24.80	\$25.80	\$26.80	\$28.00	\$28.60
			Part-day	\$25.40	\$23.20	\$24.20	\$25.20	\$26.20	\$27.20	\$27.80
	Preschool	3 years	Full-day	\$26.20	\$24.20	\$25.20	\$26.00	\$27.00	\$28.20	\$28.80
			Part-day	\$24.20	\$22.20	\$23.20	\$24.00	\$25.00	\$26.00	\$26.60
		4 years	Full-day	\$26.20	\$24.00	\$25.00	\$26.00	\$27.00	\$28.00	\$28.60
			Part-day	\$23.20	\$21.20	\$22.00	\$23.00	\$24.00	\$25.00	\$25.60
		5 years	Full-day	\$25.80	\$23.60	\$24.60	\$25.60	\$26.60	\$27.60	\$28.20
			Part-day	\$22.80	\$20.80	\$21.60	\$22.60	\$23.60	\$24.60	\$25.00
	School age	6-13 years	Full-day	\$25.20	\$23.00	\$24.00	\$25.00	\$26.00	\$27.00	\$27.60
			Part-day	\$22.40	\$20.40	\$21.40	\$22.20	\$23.20	\$24.20	\$24.80

LWDA 1 Panhandle

			Mean	30th percentile	40th percentile	Median	60th percentile	70th percentile	75th percentile	
Registered Child Care Homes (rates from 26 out of 49 facilities in area)	Infant	0-11 months	Full-day	\$27.00	\$24.80	\$25.80	\$26.80	\$27.80	\$28.80	\$29.40
			Part-day	\$24.60	\$22.60	\$23.60	\$24.40	\$25.40	\$26.40	\$27.00
		12-17 months	Full-day	\$25.80	\$23.60	\$24.80	\$25.60	\$26.60	\$27.80	\$28.40
			Part-day	\$23.80	\$21.80	\$22.60	\$23.60	\$24.60	\$25.60	\$26.20
	Toddler	18-23 months	Full-day	\$26.20	\$24.00	\$25.00	\$26.00	\$27.00	\$28.00	\$28.60
			Part-day	\$23.40	\$21.40	\$22.20	\$23.20	\$24.20	\$25.20	\$25.80
		2 years	Full-day	\$25.80	\$23.60	\$24.60	\$25.60	\$26.60	\$27.60	\$28.20
			Part-day	\$23.40	\$21.40	\$22.20	\$23.20	\$24.20	\$25.20	\$25.80
	Preschool	3 years	Full-day	\$25.80	\$23.60	\$24.60	\$25.60	\$26.60	\$27.60	\$28.20
			Part-day	\$22.20	\$20.20	\$21.20	\$22.00	\$23.00	\$24.00	\$24.40
		4 years	Full-day	\$25.40	\$23.20	\$24.20	\$25.20	\$26.20	\$27.20	\$27.80
			Part-day	\$20.40	\$18.40	\$19.20	\$20.20	\$21.00	\$22.00	\$22.40
		5 years	Full-day	\$23.60	\$21.60	\$22.40	\$23.40	\$24.40	\$25.40	\$26.00
			Part-day	\$21.40	\$19.40	\$20.20	\$21.20	\$22.00	\$23.00	\$23.60
	School age	6-13 years	Full-day	\$23.20	\$21.20	\$22.20	\$23.00	\$24.00	\$25.00	\$25.60
			Part-day	\$20.00	\$18.00	\$19.00	\$19.80	\$20.60	\$21.60	\$22.20


LWDA 2 South Plains

			Mean	30th percentile	40th percentile	Median	60th percentile	70th percentile	75th percentile	
Licensed Child Care Centers (rates from 86 out of 103 facilities in area)	Infant	0-11 months	Full-day	\$29.00	\$26.80	\$27.80	\$28.80	\$29.80	\$31.00	\$31.60
			Part-day	\$26.60	\$24.40	\$25.60	\$26.40	\$27.60	\$28.60	\$29.20
		12-17 months	Full-day	\$28.80	\$26.60	\$27.60	\$28.60	\$29.60	\$30.80	\$31.40
			Part-day	\$26.60	\$24.40	\$25.40	\$26.40	\$27.40	\$28.60	\$29.20
	Toddler	18-23 months	Full-day	\$28.00	\$25.80	\$26.80	\$28.00	\$29.00	\$30.00	\$30.60
			Part-day	\$26.00	\$23.80	\$24.80	\$25.80	\$26.80	\$27.80	\$28.40
		2 years	Full-day	\$27.80	\$25.40	\$26.60	\$27.60	\$28.60	\$29.60	\$30.40
			Part-day	\$25.80	\$23.60	\$24.60	\$25.60	\$26.60	\$27.60	\$28.20
	Preschool	3 years	Full-day	\$27.20	\$25.00	\$26.00	\$27.00	\$28.00	\$29.00	\$29.80
			Part-day	\$23.20	\$21.20	\$22.20	\$23.20	\$24.00	\$25.00	\$25.60
		4 years	Full-day	\$26.60	\$24.40	\$25.40	\$26.40	\$27.40	\$28.60	\$29.20
			Part-day	\$22.80	\$20.80	\$21.60	\$22.60	\$23.60	\$24.60	\$25.20
		5 years	Full-day	\$26.00	\$23.80	\$24.80	\$25.80	\$26.80	\$28.00	\$28.60
			Part-day	\$22.00	\$20.00	\$21.00	\$21.80	\$22.80	\$23.80	\$24.40
	School age	6-13 years	Full-day	\$25.80	\$23.60	\$24.60	\$25.60	\$26.60	\$27.60	\$28.20
			Part-day	\$21.60	\$19.60	\$20.60	\$21.40	\$22.40	\$23.40	\$24.00

LWDA 2 South Plains

			Mean	30th percentile	40th percentile	Median	60th percentile	70th percentile	75th percentile	
Licensed Child Care Homes (rates from 22 out of 35 facilities in area)	Infant	0-11 months	Full-day	\$26.40	\$24.20	\$25.20	\$26.20	\$27.20	\$28.20	\$28.80
			Part-day	\$24.80	\$22.60	\$23.60	\$24.60	\$25.60	\$26.60	\$27.20
		12-17 months	Full-day	\$26.40	\$24.20	\$25.20	\$26.20	\$27.20	\$28.20	\$28.80
			Part-day	\$24.60	\$22.40	\$23.40	\$24.40	\$25.20	\$26.40	\$27.00
	Toddler	18-23 months	Full-day	\$26.20	\$24.00	\$25.00	\$26.00	\$27.00	\$28.00	\$28.60
			Part-day	\$24.20	\$22.00	\$23.00	\$24.00	\$25.00	\$26.00	\$26.60
		2 years	Full-day	\$25.20	\$23.00	\$24.00	\$25.00	\$26.00	\$27.00	\$27.60
			Part-day	\$24.60	\$22.40	\$23.40	\$24.40	\$25.40	\$26.40	\$27.00
	Preschool	3 years	Full-day	\$25.40	\$23.40	\$24.40	\$25.20	\$26.20	\$27.40	\$28.00
			Part-day	\$23.60	\$21.40	\$22.40	\$23.40	\$24.20	\$25.20	\$25.80
		4 years	Full-day	\$25.40	\$23.20	\$24.20	\$25.20	\$26.20	\$27.20	\$27.80
			Part-day	\$22.40	\$20.40	\$21.40	\$22.20	\$23.20	\$24.20	\$24.80
		5 years	Full-day	\$25.00	\$22.80	\$23.80	\$24.80	\$25.80	\$26.80	\$27.40
			Part-day	\$22.00	\$20.00	\$21.00	\$21.80	\$22.80	\$23.80	\$24.40
	School age	6-13 years	Full-day	\$24.40	\$22.40	\$23.20	\$24.20	\$25.20	\$26.20	\$26.80
			Part-day	\$21.80	\$19.80	\$20.60	\$21.60	\$22.40	\$23.40	\$24.00

LWDA 2 South Plains



			Mean	30th percentile	40th percentile	Median	60th percentile	70th percentile	75th percentile	
Registered Child Care Homes (rates from 14 out of 23 facilities in area)	Infant	0-11 months	Full-day	\$26.20	\$24.00	\$25.00	\$26.00	\$27.00	\$28.00	\$28.60
			Part-day	\$23.80	\$21.80	\$22.80	\$23.60	\$24.60	\$25.60	\$26.20
		12-17 months	Full-day	\$25.00	\$23.00	\$24.00	\$24.80	\$25.80	\$27.00	\$27.60
			Part-day	\$23.00	\$21.00	\$22.00	\$22.80	\$23.80	\$24.80	\$25.40
	Toddler	18-23 months	Full-day	\$25.40	\$23.20	\$24.20	\$25.20	\$26.20	\$27.20	\$27.80
			Part-day	\$22.60	\$20.60	\$21.60	\$22.40	\$23.40	\$24.40	\$25.00
		2 years	Full-day	\$25.00	\$22.80	\$23.80	\$24.80	\$25.80	\$26.80	\$27.40
			Part-day	\$22.60	\$20.60	\$21.60	\$22.40	\$23.40	\$24.40	\$25.00
	Preschool	3 years	Full-day	\$25.00	\$22.80	\$23.80	\$24.80	\$25.80	\$26.80	\$27.40
			Part-day	\$21.40	\$19.40	\$20.40	\$21.20	\$22.20	\$23.20	\$23.60
		4 years	Full-day	\$24.60	\$22.40	\$23.40	\$24.40	\$25.40	\$26.40	\$27.00
			Part-day	\$19.60	\$17.60	\$18.60	\$19.40	\$20.20	\$21.20	\$21.80
		5 years	Full-day	\$22.80	\$20.80	\$21.80	\$22.60	\$23.60	\$24.60	\$25.20
			Part-day	\$20.60	\$18.60	\$19.60	\$20.40	\$21.40	\$22.20	\$22.80
	School age	6-13 years	Full-day	\$22.40	\$20.40	\$21.40	\$22.20	\$23.20	\$24.20	\$24.80
			Part-day	\$19.20	\$17.40	\$18.20	\$19.00	\$20.00	\$20.80	\$21.40

LWDA 3 North Texas

			Mean	30th percentile	40th percentile	Median	60th percentile	70th percentile	75th percentile	
Licensed Child Care Centers (rates from 54 out of 61 facilities in area)	Infant	0-11 months	Full-day	\$25.60	\$23.20	\$24.20	\$25.40	\$26.40	\$27.40	\$28.00
			Part-day	\$23.20	\$21.20	\$22.20	\$23.00	\$24.00	\$25.00	\$25.60
		12-17 months	Full-day	\$25.40	\$23.00	\$24.20	\$25.00	\$26.20	\$27.20	\$27.80
			Part-day	\$23.20	\$21.00	\$22.00	\$23.00	\$24.00	\$25.00	\$25.60
	Toddler	18-23 months	Full-day	\$24.60	\$22.40	\$23.40	\$24.40	\$25.40	\$26.60	\$27.20
			Part-day	\$22.60	\$20.40	\$21.40	\$22.40	\$23.20	\$24.20	\$24.80
		2 years	Full-day	\$24.20	\$22.00	\$23.20	\$24.00	\$25.00	\$26.20	\$26.80
			Part-day	\$22.40	\$20.20	\$21.20	\$22.20	\$23.20	\$24.20	\$24.80
	Preschool	3 years	Full-day	\$23.80	\$21.60	\$22.60	\$23.60	\$24.60	\$25.60	\$26.20
			Part-day	\$20.00	\$18.00	\$19.00	\$19.80	\$20.80	\$21.60	\$22.20
		4 years	Full-day	\$23.20	\$21.00	\$22.00	\$23.00	\$24.00	\$25.00	\$25.60
			Part-day	\$19.60	\$17.60	\$18.40	\$19.40	\$20.20	\$21.20	\$21.80
		5 years	Full-day	\$22.60	\$20.60	\$21.60	\$22.40	\$23.40	\$24.40	\$25.00
			Part-day	\$18.80	\$16.80	\$17.80	\$18.60	\$19.40	\$20.40	\$21.00
	School age	6-13 years	Full-day	\$22.40	\$20.20	\$21.20	\$22.20	\$23.20	\$24.20	\$24.80
			Part-day	\$18.40	\$16.60	\$17.40	\$18.20	\$19.20	\$20.00	\$20.60

LWDA 3 North Texas

			Mean	30th percentile	40th percentile	Median	60th percentile	70th percentile	75th percentile	
Licensed Child Care Homes (rates from 17 out of 20 facilities in area)	Infant	0-11 months	Full-day	\$22.80	\$20.80	\$21.80	\$22.60	\$23.60	\$24.80	\$25.20
			Part-day	\$21.40	\$19.40	\$20.40	\$21.20	\$22.20	\$23.20	\$23.80
		12-17 months	Full-day	\$23.00	\$20.80	\$21.80	\$22.80	\$23.60	\$24.80	\$25.40
			Part-day	\$21.20	\$19.20	\$20.00	\$21.00	\$21.80	\$22.80	\$23.40
	Toddler	18-23 months	Full-day	\$22.80	\$20.60	\$21.60	\$22.60	\$23.60	\$24.60	\$25.20
			Part-day	\$20.80	\$18.80	\$19.80	\$20.60	\$21.60	\$22.60	\$23.20
		2 years	Full-day	\$21.80	\$19.80	\$20.80	\$21.60	\$22.60	\$23.60	\$24.20
			Part-day	\$21.20	\$19.20	\$20.00	\$21.00	\$22.00	\$23.00	\$23.40
		3 years	Full-day	\$22.20	\$20.00	\$21.00	\$22.00	\$22.80	\$23.80	\$24.40
			Part-day	\$20.20	\$18.20	\$19.20	\$20.00	\$20.80	\$21.80	\$22.40
	Preschool	4 years	Full-day	\$22.00	\$19.80	\$20.80	\$21.80	\$22.60	\$23.80	\$24.40
			Part-day	\$19.20	\$17.20	\$18.20	\$19.00	\$19.80	\$20.80	\$21.40
		5 years	Full-day	\$21.60	\$19.60	\$20.40	\$21.40	\$22.40	\$23.40	\$24.00
			Part-day	\$18.80	\$16.80	\$17.80	\$18.60	\$19.40	\$20.40	\$21.00
	School age	6-13 years	Full-day	\$21.00	\$19.00	\$20.00	\$20.80	\$21.80	\$22.80	\$23.40
			Part-day	\$18.40	\$16.60	\$17.40	\$18.20	\$19.20	\$20.00	\$20.60

LWDA 3 North Texas

			Mean	30th percentile	40th percentile	Median	60th percentile	70th percentile	75th percentile	
Registered Child Care Homes (rates from 9 out of 21 facilities in area)	Infant	0-11 months	Full-day	\$22.80	\$20.60	\$21.60	\$22.60	\$23.40	\$24.60	\$25.20
			Part-day	\$20.60	\$18.60	\$19.40	\$20.40	\$21.20	\$22.20	\$22.80
		12-17 months	Full-day	\$21.80	\$19.60	\$20.60	\$21.60	\$22.40	\$23.40	\$24.00
			Part-day	\$19.80	\$17.80	\$18.60	\$19.60	\$20.40	\$21.40	\$22.00
	Toddler	18-23 months	Full-day	\$22.00	\$19.80	\$20.80	\$21.80	\$22.60	\$23.80	\$24.20
			Part-day	\$19.40	\$17.40	\$18.20	\$19.20	\$20.00	\$21.00	\$21.60
		2 years	Full-day	\$21.60	\$19.60	\$20.60	\$21.40	\$22.40	\$23.40	\$24.00
			Part-day	\$19.40	\$17.40	\$18.20	\$19.20	\$20.00	\$21.00	\$21.60
		3 years	Full-day	\$21.60	\$19.60	\$20.60	\$21.40	\$22.40	\$23.40	\$24.00
			Part-day	\$18.20	\$16.40	\$17.20	\$18.00	\$18.80	\$19.80	\$20.40
	Preschool	4 years	Full-day	\$21.20	\$19.20	\$20.20	\$21.00	\$22.00	\$23.00	\$23.60
			Part-day	\$16.40	\$14.60	\$15.40	\$16.20	\$17.00	\$18.00	\$18.40
		5 years	Full-day	\$19.60	\$17.60	\$18.40	\$19.40	\$20.20	\$21.20	\$21.80
			Part-day	\$17.40	\$15.60	\$16.40	\$17.20	\$18.00	\$19.00	\$19.60
	School age	6-13 years	Full-day	\$19.20	\$17.20	\$18.20	\$19.00	\$19.80	\$20.80	\$21.40
			Part-day	\$16.20	\$14.40	\$15.20	\$16.00	\$16.80	\$17.60	\$18.20

LWDA 4 North Central Texas

			Mean	30th percentile	40th percentile	Median	60th percentile	70th percentile	75th percentile	
Licensed Child Care Centers (rates from 469 out of 894 facilities in area)	Infant	0-11 months	Full-day	\$44.40	\$39.00	\$41.40	\$43.80	\$46.00	\$48.60	\$50.20
			Part-day	\$39.20	\$34.20	\$36.40	\$38.60	\$40.80	\$43.20	\$44.60
		12-17 months	Full-day	\$44.00	\$38.60	\$41.00	\$43.20	\$45.60	\$48.20	\$49.60
			Part-day	\$39.00	\$34.00	\$36.20	\$38.40	\$40.60	\$43.00	\$44.40
	Toddler	18-23 months	Full-day	\$42.40	\$37.20	\$39.40	\$41.60	\$44.00	\$46.60	\$48.00
			Part-day	\$37.60	\$32.60	\$34.80	\$36.80	\$39.00	\$41.40	\$42.80
		2 years	Full-day	\$41.60	\$36.40	\$38.60	\$41.00	\$43.20	\$45.60	\$47.20
			Part-day	\$37.20	\$32.20	\$34.40	\$36.60	\$38.80	\$41.00	\$42.40
	Preschool	3 years	Full-day	\$40.20	\$35.20	\$37.40	\$39.60	\$41.80	\$44.40	\$45.80
			Part-day	\$32.00	\$27.40	\$29.40	\$31.20	\$33.20	\$35.40	\$36.80
		4 years	Full-day	\$39.20	\$34.20	\$36.40	\$38.60	\$40.80	\$43.20	\$44.60
			Part-day	\$30.80	\$26.40	\$28.20	\$30.20	\$32.20	\$34.40	\$35.60
		5 years	Full-day	\$37.80	\$33.00	\$35.00	\$37.20	\$39.40	\$41.80	\$43.20
			Part-day	\$29.40	\$24.80	\$26.80	\$28.60	\$30.60	\$32.60	\$33.80
	School age	6-13 years	Full-day	\$37.20	\$32.40	\$34.60	\$36.60	\$38.80	\$41.20	\$42.40
			Part-day	\$28.60	\$24.20	\$26.00	\$27.80	\$29.80	\$31.80	\$33.00

LWDA 4 North Central Texas

			Mean	30th percentile	40th percentile	Median	60th percentile	70th percentile	75th percentile	
Licensed Child Care Homes (rates from 88 out of 255 facilities in area)	Infant	0-11 months	Full-day	\$38.40	\$33.40	\$35.60	\$37.80	\$40.00	\$42.40	\$43.60
		Part-day	\$35.20	\$30.40	\$32.40	\$34.40	\$36.60	\$38.80	\$40.20	
		12-17 months	Full-day	\$38.40	\$33.40	\$35.60	\$37.80	\$40.00	\$42.40	\$43.80
			Part-day	\$34.60	\$29.80	\$31.80	\$33.80	\$36.00	\$38.20	\$39.60
	Toddler	18-23 months	Full-day	\$38.20	\$33.20	\$35.40	\$37.40	\$39.60	\$42.00	\$43.40
			Part-day	\$33.80	\$29.20	\$31.20	\$33.20	\$35.20	\$37.40	\$38.80
		2 years	Full-day	\$36.20	\$31.20	\$33.40	\$35.40	\$37.60	\$40.00	\$41.20
			Part-day	\$34.60	\$29.80	\$31.80	\$34.00	\$36.00	\$38.20	\$39.60
	Preschool	3 years	Full-day	\$36.60	\$31.80	\$33.80	\$36.00	\$38.20	\$40.40	\$41.80
			Part-day	\$32.40	\$27.80	\$29.80	\$31.80	\$33.80	\$36.00	\$37.20
		4 years	Full-day	\$36.20	\$31.40	\$33.60	\$35.60	\$37.80	\$40.00	\$41.40
			Part-day	\$30.20	\$25.60	\$27.60	\$29.40	\$31.40	\$33.60	\$34.80
		5 years	Full-day	\$35.40	\$30.60	\$32.80	\$34.80	\$37.00	\$39.20	\$40.60
			Part-day	\$29.20	\$24.80	\$26.80	\$28.60	\$30.60	\$32.60	\$33.80
	School age	6-13 years	Full-day	\$34.40	\$29.60	\$31.60	\$33.60	\$35.80	\$38.00	\$39.40
			Part-day	\$28.60	\$24.20	\$26.20	\$28.00	\$29.80	\$32.00	\$33.20

LWDA 4 North Central Texas

			Mean	30th percentile	40th percentile	Median	60th percentile	70th percentile	75th percentile	
Registered Child Care Homes (rates from 54 out of 207 facilities in area)	Infant	0-11 months	Full-day	\$38.00	\$33.00	\$35.20	\$37.40	\$39.60	\$42.00	\$43.20
			Part-day	\$33.20	\$28.40	\$30.60	\$32.40	\$34.60	\$36.80	\$38.00
		12-17 months	Full-day	\$35.80	\$30.80	\$33.00	\$35.00	\$37.20	\$39.60	\$40.80
			Part-day	\$31.40	\$26.80	\$28.80	\$30.80	\$32.80	\$34.80	\$36.20
	Toddler	18-23 months	Full-day	\$36.20	\$31.40	\$33.60	\$35.60	\$37.80	\$40.00	\$41.40
			Part-day	\$30.60	\$26.00	\$28.00	\$29.80	\$31.80	\$34.00	\$35.20
		2 years	Full-day	\$35.60	\$30.80	\$33.00	\$35.00	\$37.00	\$39.40	\$40.80
			Part-day	\$30.60	\$26.00	\$28.00	\$29.80	\$31.80	\$34.00	\$35.20
		3 years	Full-day	\$35.60	\$30.80	\$32.80	\$35.00	\$37.00	\$39.40	\$40.60
			Part-day	\$28.00	\$23.80	\$25.60	\$27.40	\$29.20	\$31.40	\$32.60
	Preschool	4 years	Full-day	\$34.60	\$30.00	\$32.00	\$34.00	\$36.20	\$38.40	\$39.60
			Part-day	\$24.20	\$20.20	\$22.00	\$23.60	\$25.40	\$27.20	\$28.40
		5 years	Full-day	\$31.00	\$26.40	\$28.40	\$30.20	\$32.20	\$34.40	\$35.60
			Part-day	\$26.40	\$22.20	\$24.00	\$25.80	\$27.60	\$29.60	\$30.60
	School age	6-13 years	Full-day	\$30.20	\$25.60	\$27.60	\$29.40	\$31.40	\$33.60	\$34.80
			Part-day	\$23.60	\$19.60	\$21.40	\$23.00	\$24.80	\$26.60	\$27.80

LWDA 5 Tarrant County

			Mean	30th percentile	40th percentile	Median	60th percentile	70th percentile	75th percentile	
Licensed Child Care Centers (rates from 352 out of 481 facilities in area)	Infant	0-11 months	Full-day	\$42.00	\$38.20	\$40.00	\$41.60	\$43.40	\$45.40	\$46.40
		Part-day	\$38.20	\$34.40	\$36.20	\$37.80	\$39.40	\$41.20	\$42.40	
		12-17 months	Full-day	\$41.60	\$37.80	\$39.60	\$41.20	\$43.00	\$45.00	\$46.00
			Part-day	\$38.00	\$34.20	\$36.00	\$37.60	\$39.40	\$41.20	\$42.20
	Toddler	18-23 months	Full-day	\$40.40	\$36.60	\$38.40	\$40.20	\$41.80	\$43.80	\$44.80
			Part-day	\$36.80	\$33.20	\$34.80	\$36.40	\$38.20	\$40.00	\$41.00
		2 years	Full-day	\$40.00	\$36.00	\$37.80	\$39.60	\$41.20	\$43.20	\$44.20
			Part-day	\$36.60	\$33.00	\$34.60	\$36.20	\$37.80	\$39.60	\$40.60
	Preschool	3 years	Full-day	\$39.00	\$35.20	\$36.80	\$38.60	\$40.20	\$42.20	\$43.20
			Part-day	\$32.60	\$29.00	\$30.60	\$32.20	\$33.80	\$35.40	\$36.40
		4 years	Full-day	\$38.20	\$34.40	\$36.00	\$37.80	\$39.40	\$41.20	\$42.20
			Part-day	\$31.60	\$28.20	\$29.80	\$31.40	\$32.80	\$34.60	\$35.40
		5 years	Full-day	\$37.20	\$33.40	\$35.00	\$36.80	\$38.40	\$40.20	\$41.20
			Part-day	\$30.40	\$27.20	\$28.60	\$30.00	\$31.60	\$33.20	\$34.20
	School age	6-13 years	Full-day	\$36.60	\$33.00	\$34.60	\$36.20	\$38.00	\$39.60	\$40.80
			Part-day	\$29.80	\$26.60	\$28.00	\$29.40	\$31.00	\$32.60	\$33.60

LWDA 5 Tarrant County

			Mean	30th percentile	40th percentile	Median	60th percentile	70th percentile	75th percentile	
Licensed Child Care Homes (rates from 68 out of 117 facilities in area)	Infant	0-11 months	Full-day	\$37.60	\$33.80	\$35.40	\$37.20	\$38.80	\$40.60	\$41.60
			Part-day	\$35.00	\$31.40	\$33.00	\$34.60	\$36.20	\$38.00	\$39.00
		12-17 months	Full-day	\$37.60	\$33.80	\$35.60	\$37.20	\$38.80	\$40.60	\$41.60
			Part-day	\$34.60	\$31.00	\$32.60	\$34.20	\$35.80	\$37.40	\$38.40
	Toddler	18-23 months	Full-day	\$37.40	\$33.60	\$35.20	\$37.00	\$38.60	\$40.40	\$41.40
			Part-day	\$34.00	\$30.40	\$32.00	\$33.60	\$35.20	\$37.00	\$37.80
		2 years	Full-day	\$35.80	\$32.20	\$33.80	\$35.40	\$37.00	\$38.80	\$39.80
			Part-day	\$34.60	\$31.00	\$32.60	\$34.20	\$35.80	\$37.60	\$38.60
	Preschool	3 years	Full-day	\$36.20	\$32.60	\$34.20	\$35.80	\$37.40	\$39.20	\$40.20
			Part-day	\$32.80	\$29.40	\$31.00	\$32.40	\$34.00	\$35.80	\$36.60
		4 years	Full-day	\$35.80	\$32.20	\$34.00	\$35.60	\$37.20	\$39.00	\$40.00
			Part-day	\$31.20	\$27.80	\$29.20	\$30.80	\$32.20	\$34.00	\$34.80
		5 years	Full-day	\$35.20	\$31.60	\$33.40	\$35.00	\$36.60	\$38.20	\$39.20
			Part-day	\$30.40	\$27.00	\$28.60	\$30.00	\$31.60	\$33.20	\$34.20
	School age	6-13 years	Full-day	\$34.40	\$30.80	\$32.40	\$34.00	\$35.60	\$37.40	\$38.40
			Part-day	\$30.00	\$26.60	\$28.20	\$29.60	\$31.00	\$32.60	\$33.60

LWDA 5 Tarrant County

			Mean	30th percentile	40th percentile	Median	60th percentile	70th percentile	75th percentile	
Registered Child Care Homes (rates from 90 out of 245 facilities in area)	Infant	0-11 months	Full-day	\$37.20	\$33.60	\$35.20	\$36.80	\$38.40	\$40.20	\$41.40
			Part-day	\$33.40	\$30.00	\$31.60	\$33.00	\$34.60	\$36.40	\$37.40
		12-17 months	Full-day	\$35.40	\$31.80	\$33.40	\$35.00	\$36.80	\$38.40	\$39.40
			Part-day	\$32.20	\$28.60	\$30.20	\$31.80	\$33.20	\$35.00	\$35.80
	Toddler	18-23 months	Full-day	\$35.80	\$32.20	\$33.80	\$35.40	\$37.20	\$38.80	\$39.80
			Part-day	\$31.40	\$28.00	\$29.60	\$31.00	\$32.60	\$34.20	\$35.20
		2 years	Full-day	\$35.40	\$31.80	\$33.40	\$35.00	\$36.60	\$38.40	\$39.40
			Part-day	\$31.40	\$28.00	\$29.60	\$31.00	\$32.60	\$34.20	\$35.20
	Preschool	3 years	Full-day	\$35.40	\$31.80	\$33.40	\$35.00	\$36.60	\$38.40	\$39.40
			Part-day	\$29.40	\$26.20	\$27.60	\$29.20	\$30.60	\$32.20	\$33.20
		4 years	Full-day	\$34.60	\$31.00	\$32.80	\$34.20	\$35.80	\$37.60	\$38.60
			Part-day	\$26.40	\$23.40	\$24.80	\$26.00	\$27.40	\$29.00	\$29.80
		5 years	Full-day	\$31.80	\$28.40	\$29.80	\$31.40	\$33.00	\$34.60	\$35.60
			Part-day	\$28.20	\$25.00	\$26.40	\$27.80	\$29.20	\$30.80	\$31.60
	School age	6-13 years	Full-day	\$31.20	\$27.80	\$29.20	\$30.80	\$32.20	\$34.00	\$34.80
			Part-day	\$26.00	\$22.80	\$24.20	\$25.60	\$27.00	\$28.60	\$29.40

LWDA 6 Greater Dallas

			Mean	30th percentile	40th percentile	Median	60th percentile	70th percentile	75th percentile	
Licensed Child Care Centers (rates from 394 out of 564 facilities in area)	Infant	0-11 months	Full-day	\$38.60	\$34.40	\$36.40	\$38.20	\$40.00	\$42.20	\$43.20
			Part-day	\$34.60	\$30.60	\$32.40	\$34.20	\$36.00	\$37.80	\$39.00
		12-17 months	Full-day	\$38.40	\$34.20	\$36.00	\$37.80	\$39.80	\$41.80	\$42.80
			Part-day	\$34.40	\$30.40	\$32.20	\$34.00	\$35.80	\$37.60	\$38.80
	Toddler	18-23 months	Full-day	\$37.00	\$33.00	\$34.80	\$36.60	\$38.40	\$40.40	\$41.60
			Part-day	\$33.20	\$29.40	\$31.00	\$32.80	\$34.40	\$36.40	\$37.40
		2 years	Full-day	\$36.40	\$32.40	\$34.20	\$36.00	\$37.80	\$39.80	\$40.80
			Part-day	\$33.00	\$29.00	\$30.80	\$32.60	\$34.20	\$36.20	\$37.20
	Preschool	3 years	Full-day	\$35.40	\$31.40	\$33.20	\$35.00	\$36.80	\$38.80	\$39.80
			Part-day	\$28.80	\$25.20	\$26.80	\$28.20	\$29.80	\$31.60	\$32.60
		4 years	Full-day	\$34.60	\$30.60	\$32.40	\$34.00	\$35.80	\$37.80	\$38.80
			Part-day	\$27.80	\$24.20	\$25.80	\$27.40	\$29.00	\$30.80	\$31.80
		5 years	Full-day	\$33.60	\$29.60	\$31.40	\$33.00	\$34.80	\$36.60	\$37.80
			Part-day	\$26.60	\$23.20	\$24.60	\$26.20	\$27.80	\$29.40	\$30.40
	School age	6-13 years	Full-day	\$33.00	\$29.20	\$30.80	\$32.60	\$34.20	\$36.20	\$37.20
			Part-day	\$26.00	\$22.60	\$24.00	\$25.60	\$27.00	\$28.80	\$29.80

LWDA 6 Greater Dallas

			Mean	30th percentile	40th percentile	Median	60th percentile	70th percentile	75th percentile	
Licensed Child Care Homes (rates from 82 out of 115 facilities in area)	Infant	0-11 months	Full-day	\$34.00	\$30.00	\$31.80	\$33.40	\$35.20	\$37.20	\$38.20
			Part-day	\$31.40	\$27.60	\$29.20	\$30.80	\$32.60	\$34.40	\$35.40
		12-17 months	Full-day	\$34.00	\$30.00	\$31.80	\$33.60	\$35.20	\$37.20	\$38.20
			Part-day	\$30.80	\$27.00	\$28.80	\$30.40	\$32.00	\$33.80	\$34.80
	Toddler	18-23 months	Full-day	\$33.80	\$29.80	\$31.60	\$33.20	\$35.00	\$36.80	\$38.00
			Part-day	\$30.20	\$26.60	\$28.20	\$29.80	\$31.40	\$33.20	\$34.20
		2 years	Full-day	\$32.20	\$28.20	\$30.00	\$31.60	\$33.40	\$35.20	\$36.20
			Part-day	\$30.80	\$27.00	\$28.80	\$30.40	\$32.00	\$33.80	\$35.00
	Preschool	3 years	Full-day	\$32.60	\$28.60	\$30.40	\$32.00	\$33.80	\$35.60	\$36.60
			Part-day	\$29.00	\$25.40	\$27.00	\$28.60	\$30.20	\$32.00	\$33.00
		4 years	Full-day	\$32.20	\$28.40	\$30.20	\$31.80	\$33.40	\$35.40	\$36.40
			Part-day	\$27.20	\$23.80	\$25.20	\$26.80	\$28.40	\$30.20	\$31.00
		5 years	Full-day	\$31.60	\$27.80	\$29.40	\$31.20	\$32.80	\$34.60	\$35.80
			Part-day	\$26.60	\$23.00	\$24.60	\$26.20	\$27.60	\$29.40	\$30.40
	School age	6-13 years	Full-day	\$30.60	\$27.00	\$28.60	\$30.20	\$31.80	\$33.60	\$34.80
			Part-day	\$26.00	\$22.60	\$24.20	\$25.60	\$27.20	\$28.80	\$29.80

LWDA 6 Greater Dallas

			Mean	30th percentile	40th percentile	Median	60th percentile	70th percentile	75th percentile	
Registered Child Care Homes (rates from 106 out of 232 facilities in area)	Infant	0-11 months	Full-day	\$33.60	\$29.80	\$31.40	\$33.20	\$34.80	\$36.80	\$37.80
			Part-day	\$29.80	\$26.00	\$27.60	\$29.20	\$30.80	\$32.60	\$33.60
		12-17 months	Full-day	\$31.80	\$28.00	\$29.60	\$31.40	\$33.00	\$34.80	\$36.00
			Part-day	\$28.40	\$24.60	\$26.20	\$27.80	\$29.40	\$31.20	\$32.20
	Toddler	18-23 months	Full-day	\$32.20	\$28.40	\$30.00	\$31.80	\$33.40	\$35.40	\$36.40
			Part-day	\$27.60	\$24.00	\$25.60	\$27.20	\$28.80	\$30.40	\$31.40
		2 years	Full-day	\$31.80	\$28.00	\$29.60	\$31.20	\$33.00	\$34.80	\$35.80
			Part-day	\$27.60	\$24.00	\$25.60	\$27.20	\$28.80	\$30.40	\$31.40
	Preschool	3 years	Full-day	\$31.60	\$27.80	\$29.60	\$31.20	\$33.00	\$34.80	\$35.80
			Part-day	\$25.60	\$22.20	\$23.60	\$25.20	\$26.60	\$28.40	\$29.20
		4 years	Full-day	\$31.00	\$27.20	\$28.80	\$30.40	\$32.20	\$34.00	\$35.00
			Part-day	\$22.60	\$19.20	\$20.60	\$22.00	\$23.40	\$25.00	\$26.00
	School age	5 years	Full-day	\$28.00	\$24.40	\$26.00	\$27.40	\$29.00	\$30.80	\$31.80
			Part-day	\$24.20	\$20.80	\$22.40	\$23.80	\$25.20	\$26.80	\$27.80
		6-13 years	Full-day	\$27.40	\$23.80	\$25.40	\$26.80	\$28.40	\$30.20	\$31.00
			Part-day	\$22.00	\$18.80	\$20.20	\$21.60	\$23.00	\$24.60	\$25.40

LWDA 7 Northeast Texas

			Mean	30th percentile	40th percentile	Median	60th percentile	70th percentile	75th percentile	
Licensed Child Care Centers (rates from 56 out of 67 facilities in area)	Infant	0-11 months	Full-day	\$25.20	\$23.40	\$24.20	\$25.00	\$26.00	\$26.80	\$27.20
		Part-day	\$23.40	\$21.60	\$22.40	\$23.20	\$24.00	\$25.00	\$25.40	
		12-17 months	Full-day	\$25.00	\$23.20	\$24.20	\$25.00	\$25.80	\$26.60	\$27.20
			Part-day	\$23.40	\$21.60	\$22.40	\$23.20	\$24.00	\$24.80	\$25.40
	Toddler	18-23 months	Full-day	\$24.60	\$22.80	\$23.60	\$24.40	\$25.20	\$26.00	\$26.60
			Part-day	\$22.80	\$21.00	\$21.80	\$22.60	\$23.40	\$24.20	\$24.80
		2 years	Full-day	\$24.20	\$22.40	\$23.40	\$24.00	\$25.00	\$25.80	\$26.20
			Part-day	\$22.60	\$21.00	\$21.80	\$22.60	\$23.40	\$24.20	\$24.60
	Preschool	3 years	Full-day	\$23.80	\$22.00	\$22.80	\$23.60	\$24.40	\$25.40	\$25.80
			Part-day	\$20.80	\$19.00	\$19.80	\$20.60	\$21.40	\$22.20	\$22.60
		4 years	Full-day	\$23.40	\$21.60	\$22.40	\$23.20	\$24.00	\$24.80	\$25.40
			Part-day	\$20.40	\$18.80	\$19.40	\$20.20	\$21.00	\$21.80	\$22.20
		5 years	Full-day	\$23.00	\$21.20	\$22.00	\$22.80	\$23.60	\$24.40	\$24.80
			Part-day	\$19.80	\$18.20	\$18.80	\$19.60	\$20.40	\$21.20	\$21.60
	School age	6-13 years	Full-day	\$22.60	\$21.00	\$21.80	\$22.60	\$23.40	\$24.20	\$24.60
			Part-day	\$19.40	\$17.80	\$18.60	\$19.40	\$20.00	\$20.80	\$21.20

LWDA 7 Northeast Texas

			Mean	30th percentile	40th percentile	Median	60th percentile	70th percentile	75th percentile	
Licensed Child Care Homes (rates from 5 out of 11 facilities in area)	Infant	0-11 months	Full-day	\$23.20	\$21.40	\$22.20	\$23.00	\$23.80	\$24.60	\$25.00
		Part-day	\$22.00	\$20.20	\$21.00	\$21.80	\$22.60	\$23.40	\$23.80	
	12-17 months	Full-day	\$23.20	\$21.40	\$22.20	\$23.00	\$23.80	\$24.60	\$25.20	
		Part-day	\$21.60	\$20.00	\$20.80	\$21.60	\$22.40	\$23.20	\$23.60	
	Toddler	18-23 months	Full-day	\$23.00	\$21.20	\$22.00	\$22.80	\$23.60	\$24.60	\$25.00
		Part-day	\$21.40	\$19.80	\$20.60	\$21.20	\$22.00	\$22.80	\$23.40	
	2 years	Full-day	\$22.20	\$20.60	\$21.40	\$22.20	\$23.00	\$23.80	\$24.20	
		Part-day	\$21.80	\$20.00	\$20.80	\$21.60	\$22.40	\$23.20	\$23.60	
	3 years	Full-day	\$22.40	\$20.80	\$21.60	\$22.40	\$23.20	\$24.00	\$24.40	
		Part-day	\$20.80	\$19.20	\$20.00	\$20.80	\$21.60	\$22.40	\$22.80	
	Preschool	4 years	Full-day	\$22.40	\$20.60	\$21.40	\$22.20	\$23.00	\$23.80	\$24.20
		Part-day	\$20.00	\$18.40	\$19.20	\$20.00	\$20.60	\$21.40	\$21.80	
	5 years	Full-day	\$22.00	\$20.40	\$21.20	\$22.00	\$22.60	\$23.60	\$24.00	
		Part-day	\$19.80	\$18.20	\$18.80	\$19.60	\$20.40	\$21.20	\$21.60	
	School age	6-13 years	Full-day	\$21.60	\$20.00	\$20.80	\$21.40	\$22.20	\$23.00	\$23.60
		Part-day	\$19.40	\$17.80	\$18.60	\$19.40	\$20.00	\$20.80	\$21.20	

LWDA 7 Northeast Texas

			Mean	30th percentile	40th percentile	Median	60th percentile	70th percentile	75th percentile	
Registered Child Care Homes (rates from 6 out of 11 facilities in area)	Infant	0-11 months	Full-day	\$23.00	\$21.20	\$22.00	\$22.80	\$23.60	\$24.40	\$25.00
			Part-day	\$21.20	\$19.60	\$20.40	\$21.00	\$21.80	\$22.60	\$23.00
		12-17 months	Full-day	\$22.20	\$20.40	\$21.20	\$22.00	\$22.80	\$23.60	\$24.00
			Part-day	\$20.60	\$19.00	\$19.60	\$20.40	\$21.20	\$22.00	\$22.40
	Toddler	18-23 months	Full-day	\$22.40	\$20.60	\$21.40	\$22.20	\$23.00	\$23.80	\$24.20
			Part-day	\$20.20	\$18.60	\$19.40	\$20.00	\$20.80	\$21.60	\$22.00
		2 years	Full-day	\$22.20	\$20.40	\$21.20	\$22.00	\$22.80	\$23.60	\$24.00
			Part-day	\$20.20	\$18.60	\$19.40	\$20.00	\$20.80	\$21.60	\$22.00
		3 years	Full-day	\$22.00	\$20.40	\$21.20	\$22.00	\$22.80	\$23.60	\$24.00
			Part-day	\$19.20	\$17.60	\$18.40	\$19.20	\$19.80	\$20.60	\$21.00
	Preschool	4 years	Full-day	\$21.80	\$20.00	\$20.80	\$21.60	\$22.40	\$23.20	\$23.60
			Part-day	\$17.80	\$16.20	\$17.00	\$17.60	\$18.40	\$19.00	\$19.40
		5 years	Full-day	\$20.40	\$18.80	\$19.40	\$20.20	\$21.00	\$21.80	\$22.20
			Part-day	\$18.60	\$17.00	\$17.80	\$18.40	\$19.20	\$20.00	\$20.40
	School age	6-13 years	Full-day	\$20.00	\$18.40	\$19.20	\$20.00	\$20.60	\$21.40	\$21.80
			Part-day	\$17.60	\$16.00	\$16.80	\$17.40	\$18.00	\$18.80	\$19.20

LWDA 8 East Texas

			Mean	30th percentile	40th percentile	Median	60th percentile	70th percentile	75th percentile	
Licensed Child Care Centers (rates from 157 out of 186 facilities in area)	Infant	0-11 months	Full-day	\$25.60	\$23.80	\$24.60	\$25.40	\$26.40	\$27.20	\$27.80
			Part-day	\$23.80	\$22.00	\$22.80	\$23.60	\$24.40	\$25.20	\$25.80
		12-17 months	Full-day	\$25.40	\$23.60	\$24.40	\$25.40	\$26.20	\$27.00	\$27.60
			Part-day	\$23.60	\$22.00	\$22.80	\$23.60	\$24.40	\$25.20	\$25.80
	Toddler	18-23 months	Full-day	\$24.80	\$23.00	\$24.00	\$24.80	\$25.60	\$26.40	\$27.00
			Part-day	\$23.20	\$21.40	\$22.20	\$23.00	\$23.80	\$24.60	\$25.20
		2 years	Full-day	\$24.60	\$22.80	\$23.60	\$24.40	\$25.20	\$26.20	\$26.60
			Part-day	\$23.00	\$21.20	\$22.20	\$22.80	\$23.60	\$24.60	\$25.00
	Preschool	3 years	Full-day	\$24.20	\$22.40	\$23.20	\$24.00	\$24.80	\$25.60	\$26.20
			Part-day	\$21.00	\$19.40	\$20.20	\$21.00	\$21.60	\$22.40	\$23.00
		4 years	Full-day	\$23.80	\$22.00	\$22.80	\$23.60	\$24.40	\$25.20	\$25.80
			Part-day	\$20.60	\$19.00	\$19.80	\$20.60	\$21.20	\$22.00	\$22.60
		5 years	Full-day	\$23.20	\$21.60	\$22.40	\$23.20	\$24.00	\$24.80	\$25.20
			Part-day	\$20.00	\$18.40	\$19.20	\$20.00	\$20.60	\$21.40	\$21.80
	School age	6-13 years	Full-day	\$23.00	\$21.40	\$22.20	\$23.00	\$23.60	\$24.60	\$25.00
			Part-day	\$19.80	\$18.20	\$18.80	\$19.60	\$20.40	\$21.20	\$21.60

LWDA 8 East Texas

			Mean	30th percentile	40th percentile	Median	60th percentile	70th percentile	75th percentile	
Licensed Child Care Homes (rates from 21 out of 31 facilities in area)	Infant	0-11 months	Full-day	\$23.40	\$21.80	\$22.60	\$23.40	\$24.20	\$25.00	\$25.40
			Part-day	\$22.20	\$20.60	\$21.40	\$22.20	\$23.00	\$23.80	\$24.20
		12-17 months	Full-day	\$23.40	\$21.80	\$22.60	\$23.40	\$24.20	\$25.00	\$25.40
			Part-day	\$22.00	\$20.40	\$21.20	\$21.80	\$22.60	\$23.40	\$24.00
	Toddler	18-23 months	Full-day	\$23.40	\$21.60	\$22.40	\$23.20	\$24.00	\$24.80	\$25.40
			Part-day	\$21.80	\$20.00	\$20.80	\$21.60	\$22.40	\$23.20	\$23.60
		2 years	Full-day	\$22.60	\$21.00	\$21.80	\$22.40	\$23.20	\$24.20	\$24.60
			Part-day	\$22.00	\$20.40	\$21.20	\$22.00	\$22.60	\$23.60	\$24.00
	Preschool	3 years	Full-day	\$22.80	\$21.00	\$21.80	\$22.60	\$23.40	\$24.40	\$24.80
			Part-day	\$21.20	\$19.60	\$20.40	\$21.00	\$21.80	\$22.60	\$23.20
		4 years	Full-day	\$22.60	\$21.00	\$21.80	\$22.60	\$23.40	\$24.20	\$24.60
			Part-day	\$20.40	\$18.80	\$19.40	\$20.20	\$21.00	\$21.80	\$22.20
		5 years	Full-day	\$22.40	\$20.60	\$21.40	\$22.20	\$23.00	\$23.80	\$24.40
			Part-day	\$20.00	\$18.40	\$19.20	\$19.80	\$20.60	\$21.40	\$21.80
	School age	6-13 years	Full-day	\$22.00	\$20.20	\$21.00	\$21.80	\$22.60	\$23.40	\$23.80
			Part-day	\$19.80	\$18.20	\$19.00	\$19.60	\$20.40	\$21.20	\$21.60

LWDA 8 East Texas

			Mean	30th percentile	40th percentile	Median	60th percentile	70th percentile	75th percentile	
Registered Child Care Homes (rates from 12 out of 21 facilities in area)	Infant	0-11 months	Full-day	\$23.40	\$21.60	\$22.40	\$23.20	\$24.00	\$24.80	\$25.40
			Part-day	\$21.60	\$19.80	\$20.60	\$21.40	\$22.20	\$23.00	\$23.40
		12-17 months	Full-day	\$22.40	\$20.80	\$21.60	\$22.40	\$23.20	\$24.00	\$24.40
			Part-day	\$20.80	\$19.20	\$20.00	\$20.80	\$21.40	\$22.20	\$22.80
	Toddler	18-23 months	Full-day	\$22.60	\$21.00	\$21.80	\$22.60	\$23.40	\$24.20	\$24.60
			Part-day	\$20.60	\$18.80	\$19.60	\$20.40	\$21.20	\$22.00	\$22.40
		2 years	Full-day	\$22.40	\$20.80	\$21.60	\$22.40	\$23.00	\$24.00	\$24.40
			Part-day	\$20.60	\$18.80	\$19.60	\$20.40	\$21.20	\$22.00	\$22.40
		3 years	Full-day	\$22.40	\$20.80	\$21.60	\$22.20	\$23.00	\$24.00	\$24.40
			Part-day	\$19.60	\$18.00	\$18.80	\$19.40	\$20.20	\$21.00	\$21.40
	Preschool	4 years	Full-day	\$22.00	\$20.40	\$21.20	\$22.00	\$22.80	\$23.60	\$24.00
			Part-day	\$18.00	\$16.60	\$17.20	\$18.00	\$18.60	\$19.40	\$19.80
		5 years	Full-day	\$20.60	\$19.00	\$19.80	\$20.60	\$21.20	\$22.00	\$22.60
			Part-day	\$18.80	\$17.40	\$18.00	\$18.80	\$19.40	\$20.20	\$20.60
	School age	6-13 years	Full-day	\$20.40	\$18.80	\$19.40	\$20.20	\$21.00	\$21.80	\$22.20
			Part-day	\$17.80	\$16.20	\$17.00	\$17.60	\$18.40	\$19.20	\$19.60

LWDA 9 West Central Texas

			Mean	30th percentile	40th percentile	Median	60th percentile	70th percentile	75th percentile	
Licensed Child Care Centers (rates from 63 out of 75 facilities in area)	Infant	0-11 months	Full-day	\$26.20	\$24.00	\$25.00	\$26.00	\$27.20	\$28.20	\$28.80
			Part-day	\$24.00	\$22.00	\$23.00	\$23.80	\$24.80	\$25.80	\$26.40
		12-17 months	Full-day	\$26.00	\$23.80	\$25.00	\$25.80	\$27.00	\$28.00	\$28.60
			Part-day	\$24.00	\$21.80	\$22.80	\$23.80	\$24.80	\$25.80	\$26.40
	Toddler	18-23 months	Full-day	\$25.40	\$23.20	\$24.20	\$25.20	\$26.20	\$27.20	\$27.80
			Part-day	\$23.40	\$21.20	\$22.20	\$23.20	\$24.00	\$25.00	\$25.60
		2 years	Full-day	\$25.00	\$23.00	\$24.00	\$24.80	\$25.80	\$27.00	\$27.60
			Part-day	\$23.20	\$21.00	\$22.00	\$23.00	\$24.00	\$25.00	\$25.60
	Preschool	3 years	Full-day	\$24.60	\$22.40	\$23.40	\$24.40	\$25.40	\$26.40	\$27.00
			Part-day	\$20.80	\$18.80	\$19.80	\$20.60	\$21.60	\$22.40	\$23.00
		4 years	Full-day	\$24.00	\$22.00	\$22.80	\$23.80	\$24.80	\$25.80	\$26.40
			Part-day	\$20.40	\$18.40	\$19.20	\$20.20	\$21.00	\$22.00	\$22.60
		5 years	Full-day	\$23.40	\$21.40	\$22.40	\$23.20	\$24.20	\$25.20	\$25.80
			Part-day	\$19.60	\$17.60	\$18.60	\$19.40	\$20.40	\$21.20	\$21.80
	School age	6-13 years	Full-day	\$23.20	\$21.00	\$22.00	\$23.00	\$24.00	\$25.00	\$25.60
			Part-day	\$19.20	\$17.40	\$18.20	\$19.00	\$20.00	\$20.80	\$21.40

LWDA 9 West Central Texas

			Mean	30th percentile	40th percentile	Median	60th percentile	70th percentile	75th percentile	
Licensed Child Care Homes (rates from 16 out of 19 facilities in area)	Infant	0-11 months	Full-day	\$23.60	\$21.60	\$22.60	\$23.40	\$24.40	\$25.40	\$26.00
		Part-day	\$22.20	\$20.20	\$21.20	\$22.00	\$23.00	\$24.00	\$24.60	
		12-17 months	Full-day	\$23.80	\$21.60	\$22.60	\$23.60	\$24.40	\$25.60	\$26.20
			Part-day	\$22.00	\$20.00	\$20.80	\$21.80	\$22.80	\$23.80	\$24.20
	Toddler	18-23 months	Full-day	\$23.60	\$21.40	\$22.40	\$23.40	\$24.40	\$25.40	\$26.00
			Part-day	\$21.60	\$19.60	\$20.60	\$21.40	\$22.40	\$23.40	\$24.00
		2 years	Full-day	\$22.60	\$20.60	\$21.60	\$22.40	\$23.40	\$24.40	\$25.00
			Part-day	\$22.00	\$20.00	\$20.80	\$21.80	\$22.80	\$23.80	\$24.20
	Preschool	3 years	Full-day	\$23.00	\$20.80	\$21.80	\$22.80	\$23.60	\$24.60	\$25.20
			Part-day	\$21.00	\$19.00	\$20.00	\$20.80	\$21.80	\$22.60	\$23.20
		4 years	Full-day	\$22.80	\$20.60	\$21.60	\$22.60	\$23.60	\$24.60	\$25.20
			Part-day	\$20.00	\$18.00	\$19.00	\$19.80	\$20.60	\$21.60	\$22.20
	School age	5 years	Full-day	\$22.40	\$20.40	\$21.20	\$22.20	\$23.20	\$24.20	\$24.80
			Part-day	\$19.60	\$17.60	\$18.60	\$19.40	\$20.20	\$21.20	\$21.80
		6-13 years	Full-day	\$21.80	\$19.80	\$20.80	\$21.60	\$22.60	\$23.60	\$24.20
			Part-day	\$19.40	\$17.40	\$18.20	\$19.20	\$20.00	\$21.00	\$21.40

LWDA 9 West Central Texas

			Mean	30th percentile	40th percentile	Median	60th percentile	70th percentile	75th percentile	
Registered Child Care Homes (rates from 23 out of 43 facilities in area)	Infant	0-11 months	Full-day	\$23.60	\$21.40	\$22.40	\$23.40	\$24.20	\$25.40	\$26.00
			Part-day	\$21.40	\$19.40	\$20.20	\$21.20	\$22.00	\$23.00	\$23.60
		12-17 months	Full-day	\$22.60	\$20.40	\$21.40	\$22.40	\$23.20	\$24.20	\$24.80
			Part-day	\$20.60	\$18.60	\$19.40	\$20.40	\$21.20	\$22.20	\$22.80
	Toddler	18-23 months	Full-day	\$22.80	\$20.60	\$21.60	\$22.60	\$23.40	\$24.60	\$25.00
			Part-day	\$20.20	\$18.20	\$19.20	\$20.00	\$20.80	\$21.80	\$22.40
		2 years	Full-day	\$22.40	\$20.40	\$21.40	\$22.20	\$23.20	\$24.20	\$24.80
			Part-day	\$20.20	\$18.20	\$19.20	\$20.00	\$20.80	\$21.80	\$22.40
	Preschool	3 years	Full-day	\$22.40	\$20.40	\$21.40	\$22.20	\$23.20	\$24.20	\$24.80
			Part-day	\$19.00	\$17.20	\$18.00	\$18.80	\$19.80	\$20.60	\$21.20
		4 years	Full-day	\$22.00	\$20.00	\$21.00	\$21.80	\$22.80	\$23.80	\$24.40
			Part-day	\$17.20	\$15.40	\$16.20	\$17.00	\$18.00	\$18.80	\$19.20
		5 years	Full-day	\$20.40	\$18.40	\$19.20	\$20.20	\$21.00	\$22.00	\$22.60
			Part-day	\$18.20	\$16.40	\$17.20	\$18.00	\$19.00	\$19.80	\$20.40
	School age	6-13 years	Full-day	\$20.00	\$18.00	\$19.00	\$19.80	\$20.60	\$21.60	\$22.20
			Part-day	\$17.00	\$15.20	\$16.00	\$16.80	\$17.60	\$18.40	\$19.00

LWDA 10 Borderplex

			Mean	30th percentile	40th percentile	Median	60th percentile	70th percentile	75th percentile	
Licensed Child Care Centers (rates from 187 out of 209 facilities in area)	Infant	0-11 months	Full-day	\$27.00	\$25.00	\$26.00	\$26.80	\$27.80	\$29.00	\$29.60
		Part-day	\$25.00	\$22.80	\$23.80	\$24.80	\$25.60	\$26.60	\$27.20	
		12-17 months	Full-day	\$26.80	\$24.80	\$25.80	\$26.60	\$27.60	\$28.80	\$29.40
			Part-day	\$24.80	\$22.80	\$23.80	\$24.60	\$25.60	\$26.60	\$27.20
	Toddler	18-23 months	Full-day	\$26.20	\$24.20	\$25.20	\$26.00	\$27.00	\$28.00	\$28.60
			Part-day	\$24.20	\$22.20	\$23.20	\$24.00	\$25.00	\$26.00	\$26.40
		2 years	Full-day	\$26.00	\$23.80	\$24.80	\$25.80	\$26.60	\$27.80	\$28.20
			Part-day	\$24.00	\$22.00	\$23.00	\$23.80	\$24.80	\$25.80	\$26.40
	Preschool	3 years	Full-day	\$25.40	\$23.40	\$24.20	\$25.20	\$26.20	\$27.20	\$27.80
			Part-day	\$21.80	\$19.80	\$20.80	\$21.60	\$22.40	\$23.40	\$24.00
		4 years	Full-day	\$25.00	\$22.80	\$23.80	\$24.80	\$25.60	\$26.60	\$27.20
			Part-day	\$21.40	\$19.40	\$20.20	\$21.20	\$22.00	\$23.00	\$23.40
		5 years	Full-day	\$24.40	\$22.40	\$23.20	\$24.20	\$25.00	\$26.00	\$26.60
			Part-day	\$20.60	\$18.80	\$19.60	\$20.40	\$21.20	\$22.20	\$22.80
	School age	6-13 years	Full-day	\$24.00	\$22.00	\$23.00	\$24.00	\$24.80	\$25.80	\$26.40
			Part-day	\$20.20	\$18.40	\$19.20	\$20.20	\$21.00	\$21.80	\$22.40

LWDA 10 Borderplex

			Mean	30th percentile	40th percentile	Median	60th percentile	70th percentile	75th percentile	
Licensed Child Care Homes (rates from 61 out of 86 facilities in area)	Infant	0-11 months	Full-day	\$24.60	\$22.60	\$23.40	\$24.40	\$25.40	\$26.40	\$26.80
		Part-day	\$23.20	\$21.20	\$22.20	\$23.00	\$24.00	\$24.80	\$25.40	
		12-17 months	Full-day	\$24.60	\$22.60	\$23.60	\$24.40	\$25.40	\$26.40	\$27.00
			Part-day	\$23.00	\$21.00	\$21.80	\$22.80	\$23.60	\$24.60	\$25.20
	Toddler	18-23 months	Full-day	\$24.40	\$22.40	\$23.40	\$24.20	\$25.20	\$26.20	\$26.80
			Part-day	\$22.60	\$20.60	\$21.60	\$22.40	\$23.40	\$24.20	\$24.80
		2 years	Full-day	\$23.60	\$21.60	\$22.60	\$23.40	\$24.40	\$25.40	\$25.80
			Part-day	\$23.00	\$21.00	\$21.80	\$22.80	\$23.60	\$24.60	\$25.20
	Preschool	3 years	Full-day	\$23.80	\$21.80	\$22.80	\$23.60	\$24.60	\$25.60	\$26.00
			Part-day	\$22.00	\$20.00	\$21.00	\$21.80	\$22.60	\$23.60	\$24.20
		4 years	Full-day	\$23.60	\$21.60	\$22.60	\$23.40	\$24.40	\$25.40	\$26.00
			Part-day	\$21.00	\$19.00	\$20.00	\$20.80	\$21.60	\$22.60	\$23.20
		5 years	Full-day	\$23.40	\$21.40	\$22.20	\$23.20	\$24.00	\$25.00	\$25.60
			Part-day	\$20.60	\$18.80	\$19.60	\$20.40	\$21.20	\$22.20	\$22.80
	School age	6-13 years	Full-day	\$22.80	\$20.80	\$21.80	\$22.60	\$23.60	\$24.60	\$25.00
			Part-day	\$20.40	\$18.40	\$19.40	\$20.20	\$21.00	\$21.80	\$22.40

LWDA 10 Borderplex

			Mean	30th percentile	40th percentile	Median	60th percentile	70th percentile	75th percentile	
Registered Child Care Homes (rates from 24 out of 31 facilities in area)	Infant	0-11 months	Full-day	\$24.40	\$22.40	\$23.40	\$24.20	\$25.20	\$26.20	\$26.80
			Part-day	\$22.40	\$20.40	\$21.20	\$22.20	\$23.00	\$24.00	\$24.60
		12-17 months	Full-day	\$23.40	\$21.40	\$22.40	\$23.20	\$24.20	\$25.20	\$25.60
			Part-day	\$21.60	\$19.60	\$20.60	\$21.40	\$22.20	\$23.20	\$23.80
	Toddler	18-23 months	Full-day	\$23.60	\$21.60	\$22.60	\$23.40	\$24.40	\$25.40	\$26.00
			Part-day	\$21.20	\$19.20	\$20.20	\$21.00	\$21.80	\$22.80	\$23.40
		2 years	Full-day	\$23.40	\$21.40	\$22.40	\$23.20	\$24.20	\$25.00	\$25.60
			Part-day	\$21.20	\$19.20	\$20.20	\$21.00	\$21.80	\$22.80	\$23.40
	Preschool	3 years	Full-day	\$23.40	\$21.40	\$22.20	\$23.20	\$24.00	\$25.00	\$25.60
			Part-day	\$20.00	\$18.20	\$19.00	\$19.80	\$20.80	\$21.60	\$22.20
		4 years	Full-day	\$23.00	\$21.00	\$22.00	\$22.80	\$23.60	\$24.60	\$25.20
			Part-day	\$18.40	\$16.60	\$17.40	\$18.20	\$19.00	\$19.80	\$20.40
		5 years	Full-day	\$21.40	\$19.40	\$20.40	\$21.20	\$22.00	\$23.00	\$23.60
			Part-day	\$19.40	\$17.40	\$18.40	\$19.20	\$20.00	\$20.80	\$21.40
	School age	6-13 years	Full-day	\$21.00	\$19.20	\$20.00	\$20.80	\$21.60	\$22.60	\$23.20
			Part-day	\$18.00	\$16.40	\$17.20	\$17.80	\$18.60	\$19.60	\$20.00

LWDA 11 Permian Basin

			Mean	30th percentile	40th percentile	Median	60th percentile	70th percentile	75th percentile	
Licensed Child Care Centers (rates from 91 out of 108 facilities in area)	Infant	0-11 months	Full-day	\$29.80	\$27.40	\$28.40	\$29.60	\$30.80	\$32.00	\$32.60
			Part-day	\$27.40	\$25.00	\$26.00	\$27.20	\$28.20	\$29.40	\$30.00
		12-17 months	Full-day	\$29.60	\$27.20	\$28.20	\$29.40	\$30.40	\$31.80	\$32.40
			Part-day	\$27.20	\$24.80	\$26.00	\$27.00	\$28.00	\$29.20	\$30.00
	Toddler	18-23 months	Full-day	\$28.80	\$26.40	\$27.60	\$28.60	\$29.80	\$31.00	\$31.60
			Part-day	\$26.40	\$24.20	\$25.20	\$26.20	\$27.40	\$28.40	\$29.20
		2 years	Full-day	\$28.40	\$26.00	\$27.20	\$28.20	\$29.40	\$30.60	\$31.20
			Part-day	\$26.40	\$24.00	\$25.00	\$26.00	\$27.20	\$28.40	\$29.00
	Preschool	3 years	Full-day	\$27.80	\$25.40	\$26.60	\$27.60	\$28.80	\$29.80	\$30.60
			Part-day	\$23.60	\$21.40	\$22.40	\$23.40	\$24.40	\$25.60	\$26.20
		4 years	Full-day	\$27.20	\$25.00	\$26.00	\$27.00	\$28.20	\$29.40	\$30.00
			Part-day	\$23.20	\$21.00	\$22.00	\$23.00	\$24.00	\$25.00	\$25.60
		5 years	Full-day	\$26.60	\$24.20	\$25.40	\$26.40	\$27.40	\$28.60	\$29.40
			Part-day	\$22.40	\$20.20	\$21.20	\$22.20	\$23.20	\$24.20	\$24.80
	School age	6-13 years	Full-day	\$26.40	\$24.00	\$25.00	\$26.20	\$27.20	\$28.40	\$29.00
			Part-day	\$22.00	\$19.80	\$20.80	\$21.80	\$22.80	\$23.80	\$24.40

LWDA 11 Permian Basin

			Mean	30th percentile	40th percentile	Median	60th percentile	70th percentile	75th percentile	
Licensed Child Care Homes (rates from 7 out of 12 facilities in area)	Infant	0-11 months	Full-day	\$27.00	\$24.60	\$25.60	\$26.60	\$27.80	\$29.00	\$29.60
			Part-day	\$25.40	\$23.00	\$24.00	\$25.00	\$26.20	\$27.20	\$27.80
		12-17 months	Full-day	\$27.00	\$24.60	\$25.60	\$26.80	\$27.80	\$29.00	\$29.60
			Part-day	\$25.00	\$22.60	\$23.80	\$24.80	\$25.80	\$27.00	\$27.60
	Toddler	18-23 months	Full-day	\$26.80	\$24.40	\$25.60	\$26.60	\$27.60	\$28.80	\$29.40
			Part-day	\$24.60	\$22.40	\$23.40	\$24.40	\$25.40	\$26.60	\$27.20
		2 years	Full-day	\$25.80	\$23.40	\$24.60	\$25.60	\$26.60	\$27.80	\$28.40
			Part-day	\$25.00	\$22.80	\$23.80	\$24.80	\$25.80	\$27.00	\$27.60
		3 years	Full-day	\$26.00	\$23.80	\$24.80	\$25.80	\$26.80	\$28.00	\$28.60
			Part-day	\$24.00	\$21.60	\$22.60	\$23.60	\$24.60	\$25.80	\$26.40
	Preschool	4 years	Full-day	\$25.80	\$23.60	\$24.60	\$25.60	\$26.80	\$27.80	\$28.40
			Part-day	\$22.80	\$20.60	\$21.60	\$22.60	\$23.60	\$24.60	\$25.20
		5 years	Full-day	\$25.40	\$23.20	\$24.20	\$25.20	\$26.40	\$27.40	\$28.00
			Part-day	\$22.40	\$20.20	\$21.20	\$22.20	\$23.20	\$24.20	\$24.80
	School age	6-13 years	Full-day	\$24.80	\$22.60	\$23.60	\$24.60	\$25.80	\$26.80	\$27.40
			Part-day	\$22.00	\$19.80	\$20.80	\$21.80	\$22.80	\$23.80	\$24.40

LWDA 11 Permian Basin

			Mean	30th percentile	40th percentile	Median	60th percentile	70th percentile	75th percentile	
Registered Child Care Homes (rates from 8 out of 9 facilities in area)	Infant	0-11 months	Full-day	\$26.80	\$24.40	\$25.40	\$26.40	\$27.60	\$28.80	\$29.40
			Part-day	\$24.40	\$22.00	\$23.00	\$24.00	\$25.20	\$26.20	\$26.80
		12-17 months	Full-day	\$25.60	\$23.20	\$24.40	\$25.40	\$26.40	\$27.60	\$28.20
			Part-day	\$23.40	\$21.20	\$22.20	\$23.20	\$24.20	\$25.20	\$25.80
	Toddler	18-23 months	Full-day	\$25.80	\$23.60	\$24.60	\$25.60	\$26.60	\$27.80	\$28.40
			Part-day	\$23.00	\$20.80	\$21.80	\$22.80	\$23.80	\$24.80	\$25.40
		2 years	Full-day	\$25.60	\$23.20	\$24.20	\$25.40	\$26.40	\$27.60	\$28.20
			Part-day	\$23.00	\$20.80	\$21.80	\$22.80	\$23.80	\$24.80	\$25.40
	Preschool	3 years	Full-day	\$25.60	\$23.20	\$24.20	\$25.20	\$26.40	\$27.40	\$28.20
			Part-day	\$21.80	\$19.60	\$20.60	\$21.40	\$22.40	\$23.60	\$24.00
		4 years	Full-day	\$25.00	\$22.80	\$23.80	\$24.80	\$25.80	\$27.00	\$27.60
			Part-day	\$19.80	\$17.60	\$18.60	\$19.60	\$20.40	\$21.40	\$22.00
	School age	5 years	Full-day	\$23.20	\$21.00	\$22.00	\$23.00	\$24.00	\$25.00	\$25.60
			Part-day	\$20.80	\$18.80	\$19.60	\$20.60	\$21.60	\$22.60	\$23.20
		6-13 years	Full-day	\$22.80	\$20.60	\$21.60	\$22.60	\$23.60	\$24.60	\$25.20
			Part-day	\$19.40	\$17.40	\$18.40	\$19.20	\$20.20	\$21.00	\$21.60

LWDA 12 Concho Valley

			Mean	30th percentile	40th percentile	Median	60th percentile	70th percentile	75th percentile	
Licensed Child Care Centers (rates from 32 out of 38 facilities in area)	Infant	0-11 months	Full-day	\$24.20	\$22.60	\$23.40	\$24.00	\$24.80	\$25.60	\$26.00
		Part-day	\$22.60	\$21.00	\$21.80	\$22.40	\$23.20	\$24.00	\$24.40	
		12-17 months	Full-day	\$24.00	\$22.40	\$23.20	\$24.00	\$24.60	\$25.40	\$25.80
			Part-day	\$22.60	\$21.00	\$21.80	\$22.40	\$23.20	\$23.80	\$24.20
	Toddler	18-23 months	Full-day	\$23.60	\$22.00	\$22.80	\$23.40	\$24.20	\$25.00	\$25.40
			Part-day	\$22.00	\$20.60	\$21.20	\$22.00	\$22.60	\$23.40	\$23.80
		2 years	Full-day	\$23.40	\$21.80	\$22.60	\$23.20	\$24.00	\$24.60	\$25.20
			Part-day	\$22.00	\$20.40	\$21.20	\$21.80	\$22.60	\$23.20	\$23.60
	Preschool	3 years	Full-day	\$23.00	\$21.40	\$22.20	\$22.80	\$23.60	\$24.20	\$24.60
			Part-day	\$20.20	\$18.80	\$19.40	\$20.20	\$20.80	\$21.40	\$21.80
		4 years	Full-day	\$22.60	\$21.00	\$21.80	\$22.40	\$23.20	\$24.00	\$24.40
			Part-day	\$19.80	\$18.40	\$19.20	\$19.80	\$20.40	\$21.20	\$21.60
		5 years	Full-day	\$22.20	\$20.60	\$21.40	\$22.00	\$22.80	\$23.40	\$23.80
			Part-day	\$19.40	\$18.00	\$18.60	\$19.20	\$19.80	\$20.60	\$21.00
	School age	6-13 years	Full-day	\$22.00	\$20.40	\$21.20	\$21.80	\$22.60	\$23.20	\$23.60
			Part-day	\$19.00	\$17.60	\$18.40	\$19.00	\$19.60	\$20.40	\$20.80

LWDA 12 Concho Valley

			Mean	30th percentile	40th percentile	Median	60th percentile	70th percentile	75th percentile	
Licensed Child Care Homes (rates from 1 out of 7 facilities in area)	Infant	0-11 months	Full-day	\$22.40	\$20.80	\$21.60	\$22.20	\$23.00	\$23.60	\$24.00
		Part-day	\$21.20	\$19.80	\$20.60	\$21.20	\$21.80	\$22.60	\$23.00	
	12-17 months	Full-day	\$22.40	\$20.80	\$21.60	\$22.20	\$23.00	\$23.60	\$24.20	
		Part-day	\$21.00	\$19.60	\$20.40	\$21.00	\$21.60	\$22.40	\$22.80	
	Toddler	18-23 months	Full-day	\$22.20	\$20.80	\$21.40	\$22.20	\$22.80	\$23.60	\$24.00
		Part-day	\$20.80	\$19.40	\$20.00	\$20.80	\$21.40	\$22.20	\$22.60	
	2 years	Full-day	\$21.60	\$20.20	\$20.80	\$21.40	\$22.20	\$22.80	\$23.40	
		Part-day	\$21.00	\$19.60	\$20.40	\$21.00	\$21.60	\$22.40	\$22.80	
	3 years	Full-day	\$21.80	\$20.20	\$21.00	\$21.60	\$22.40	\$23.00	\$23.40	
		Part-day	\$20.40	\$19.00	\$19.60	\$20.20	\$21.00	\$21.60	\$22.00	
	Preschool	4 years	Full-day	\$21.60	\$20.20	\$20.80	\$21.60	\$22.20	\$23.00	\$23.40
		Part-day	\$19.60	\$18.20	\$18.80	\$19.60	\$20.20	\$20.80	\$21.20	
	5 years	Full-day	\$21.40	\$20.00	\$20.60	\$21.20	\$22.00	\$22.60	\$23.20	
		Part-day	\$19.40	\$18.00	\$18.60	\$19.20	\$19.80	\$20.60	\$21.00	
	School age	6-13 years	Full-day	\$21.00	\$19.60	\$20.20	\$21.00	\$21.60	\$22.40	\$22.80
		Part-day	\$19.20	\$17.80	\$18.40	\$19.00	\$19.60	\$20.40	\$20.80	

LWDA 12 Concho Valley

			Mean	30th percentile	40th percentile	Median	60th percentile	70th percentile	75th percentile	
Registered Child Care Homes (rates from 10 out of 15 facilities in area)	Infant	0-11 months	Full-day	\$22.20	\$20.80	\$21.40	\$22.00	\$22.80	\$23.60	\$24.00
			Part-day	\$20.60	\$19.20	\$19.80	\$20.60	\$21.20	\$22.00	\$22.40
		12-17 months	Full-day	\$21.40	\$20.00	\$20.60	\$21.40	\$22.00	\$22.80	\$23.20
			Part-day	\$20.00	\$18.60	\$19.20	\$20.00	\$20.60	\$21.40	\$21.80
	Toddler	18-23 months	Full-day	\$21.60	\$20.20	\$20.80	\$21.60	\$22.20	\$23.00	\$23.40
			Part-day	\$19.80	\$18.40	\$19.00	\$19.60	\$20.40	\$21.00	\$21.40
		2 years	Full-day	\$21.40	\$20.00	\$20.60	\$21.40	\$22.00	\$22.80	\$23.20
			Part-day	\$19.80	\$18.40	\$19.00	\$19.60	\$20.40	\$21.00	\$21.40
	Preschool	3 years	Full-day	\$21.40	\$20.00	\$20.60	\$21.40	\$22.00	\$22.80	\$23.20
			Part-day	\$19.00	\$17.60	\$18.20	\$18.80	\$19.40	\$20.20	\$20.60
		4 years	Full-day	\$21.20	\$19.60	\$20.40	\$21.00	\$21.60	\$22.40	\$22.80
			Part-day	\$17.60	\$16.20	\$16.80	\$17.40	\$18.20	\$18.80	\$19.20
		5 years	Full-day	\$20.00	\$18.40	\$19.20	\$19.80	\$20.40	\$21.20	\$21.60
			Part-day	\$18.40	\$17.00	\$17.60	\$18.20	\$18.80	\$19.60	\$20.00
	School age	6-13 years	Full-day	\$19.60	\$18.20	\$18.80	\$19.60	\$20.20	\$20.80	\$21.20
			Part-day	\$17.40	\$16.00	\$16.60	\$17.20	\$17.80	\$18.60	\$19.00

LWDA 13 Heart of Texas

			Mean	30th percentile	40th percentile	Median	60th percentile	70th percentile	75th percentile	
Licensed Child Care Centers (rates from 93 out of 104 facilities in area)	Infant	0-11 months	Full-day	\$27.40	\$25.40	\$26.40	\$27.20	\$28.20	\$29.20	\$29.80
			Part-day	\$25.40	\$23.40	\$24.20	\$25.20	\$26.00	\$27.00	\$27.60
		12-17 months	Full-day	\$27.20	\$25.20	\$26.20	\$27.00	\$28.00	\$29.00	\$29.60
			Part-day	\$25.20	\$23.20	\$24.20	\$25.00	\$26.00	\$27.00	\$27.60
	Toddler	18-23 months	Full-day	\$26.60	\$24.60	\$25.60	\$26.40	\$27.40	\$28.40	\$29.00
			Part-day	\$24.60	\$22.60	\$23.60	\$24.40	\$25.40	\$26.40	\$26.80
		2 years	Full-day	\$26.40	\$24.20	\$25.20	\$26.20	\$27.00	\$28.00	\$28.60
			Part-day	\$24.40	\$22.40	\$23.40	\$24.40	\$25.20	\$26.20	\$26.80
	Preschool	3 years	Full-day	\$25.80	\$23.80	\$24.60	\$25.60	\$26.60	\$27.60	\$28.20
			Part-day	\$22.20	\$20.40	\$21.20	\$22.00	\$23.00	\$23.80	\$24.40
		4 years	Full-day	\$25.40	\$23.20	\$24.20	\$25.20	\$26.00	\$27.00	\$27.60
			Part-day	\$21.80	\$19.80	\$20.80	\$21.60	\$22.40	\$23.40	\$23.80
		5 years	Full-day	\$24.80	\$22.80	\$23.60	\$24.60	\$25.60	\$26.40	\$27.00
			Part-day	\$21.00	\$19.20	\$20.00	\$21.00	\$21.80	\$22.60	\$23.20
	School age	6-13 years	Full-day	\$24.60	\$22.60	\$23.40	\$24.40	\$25.20	\$26.20	\$26.80
			Part-day	\$20.80	\$18.80	\$19.80	\$20.60	\$21.40	\$22.40	\$22.80

LWDA 13 Heart of Texas

			Mean	30th percentile	40th percentile	Median	60th percentile	70th percentile	75th percentile	
Licensed Child Care Homes (rates from 14 out of 21 facilities in area)	Infant	0-11 months	Full-day	\$25.00	\$23.00	\$24.00	\$24.80	\$25.80	\$26.80	\$27.20
			Part-day	\$23.60	\$21.60	\$22.60	\$23.40	\$24.40	\$25.20	\$25.80
		12-17 months	Full-day	\$25.00	\$23.00	\$24.00	\$24.80	\$25.80	\$26.80	\$27.40
			Part-day	\$23.40	\$21.40	\$22.20	\$23.20	\$24.00	\$25.00	\$25.60
	Toddler	18-23 months	Full-day	\$24.80	\$22.80	\$23.80	\$24.60	\$25.60	\$26.60	\$27.20
			Part-day	\$23.00	\$21.20	\$22.00	\$22.80	\$23.80	\$24.60	\$25.20
		2 years	Full-day	\$24.00	\$22.00	\$23.00	\$23.80	\$24.80	\$25.80	\$26.20
			Part-day	\$23.40	\$21.40	\$22.40	\$23.20	\$24.00	\$25.00	\$25.60
	Preschool	3 years	Full-day	\$24.20	\$22.20	\$23.20	\$24.00	\$25.00	\$26.00	\$26.40
			Part-day	\$22.40	\$20.60	\$21.40	\$22.20	\$23.20	\$24.00	\$24.60
		4 years	Full-day	\$24.00	\$22.20	\$23.00	\$24.00	\$24.80	\$25.80	\$26.40
			Part-day	\$21.40	\$19.60	\$20.40	\$21.20	\$22.20	\$23.00	\$23.60
		5 years	Full-day	\$23.80	\$21.80	\$22.80	\$23.60	\$24.40	\$25.40	\$26.00
			Part-day	\$21.00	\$19.20	\$20.00	\$20.80	\$21.80	\$22.60	\$23.20
	School age	6-13 years	Full-day	\$23.20	\$21.40	\$22.20	\$23.00	\$24.00	\$25.00	\$25.40
			Part-day	\$20.80	\$19.00	\$19.80	\$20.60	\$21.40	\$22.40	\$22.80

LWDA 13 Heart of Texas

			Mean	30th percentile	40th percentile	Median	60th percentile	70th percentile	75th percentile	
Registered Child Care Homes (rates from 10 out of 28 facilities in area)	Infant	0-11 months	Full-day	\$24.80	\$22.80	\$23.80	\$24.60	\$25.60	\$26.60	\$27.20
		Part-day	\$22.80	\$20.80	\$21.80	\$22.60	\$23.40	\$24.40	\$25.00	
		12-17 months	Full-day	\$23.80	\$21.80	\$22.80	\$23.60	\$24.60	\$25.60	\$26.00
			Part-day	\$22.00	\$20.00	\$21.00	\$21.80	\$22.60	\$23.60	\$24.20
	Toddler	18-23 months	Full-day	\$24.00	\$22.20	\$23.00	\$24.00	\$24.80	\$25.80	\$26.40
			Part-day	\$21.60	\$19.80	\$20.60	\$21.40	\$22.20	\$23.20	\$23.80
		2 years	Full-day	\$23.80	\$21.80	\$22.80	\$23.60	\$24.60	\$25.60	\$26.00
			Part-day	\$21.60	\$19.80	\$20.60	\$21.40	\$22.20	\$23.20	\$23.80
		3 years	Full-day	\$23.80	\$21.80	\$22.80	\$23.60	\$24.60	\$25.40	\$26.00
			Part-day	\$20.60	\$18.60	\$19.60	\$20.40	\$21.20	\$22.00	\$22.60
	Preschool	4 years	Full-day	\$23.40	\$21.40	\$22.40	\$23.20	\$24.20	\$25.00	\$25.60
			Part-day	\$18.80	\$17.00	\$17.80	\$18.60	\$19.40	\$20.20	\$20.80
		5 years	Full-day	\$21.80	\$20.00	\$20.80	\$21.60	\$22.40	\$23.40	\$24.00
			Part-day	\$19.80	\$18.00	\$18.80	\$19.60	\$20.40	\$21.20	\$21.80
	School age	6-13 years	Full-day	\$21.40	\$19.60	\$20.40	\$21.20	\$22.20	\$23.00	\$23.60
			Part-day	\$18.60	\$16.80	\$17.60	\$18.40	\$19.20	\$20.00	\$20.40

LWDA 14 Capital Area

			Mean	30th percentile	40th percentile	Median	60th percentile	70th percentile	75th percentile	
Licensed Child Care Centers (rates from 262 out of 414 facilities in area)	Infant	0-11 months	Full-day	\$50.60	\$45.20	\$47.60	\$50.00	\$52.40	\$55.00	\$56.40
			Part-day	\$45.40	\$40.20	\$42.60	\$44.80	\$47.00	\$49.40	\$50.80
		12-17 months	Full-day	\$50.00	\$44.80	\$47.20	\$49.40	\$51.80	\$54.40	\$56.00
			Part-day	\$45.20	\$40.00	\$42.40	\$44.60	\$46.80	\$49.20	\$50.60
	Toddler	18-23 months	Full-day	\$48.40	\$43.20	\$45.60	\$47.80	\$50.20	\$52.80	\$54.20
			Part-day	\$43.60	\$38.60	\$40.80	\$43.00	\$45.20	\$47.60	\$49.00
		2 years	Full-day	\$47.60	\$42.40	\$44.80	\$47.00	\$49.40	\$52.00	\$53.40
			Part-day	\$43.20	\$38.20	\$40.40	\$42.60	\$44.80	\$47.20	\$48.60
		3 years	Full-day	\$46.40	\$41.20	\$43.60	\$45.80	\$48.00	\$50.60	\$52.00
			Part-day	\$37.80	\$33.20	\$35.20	\$37.20	\$39.20	\$41.60	\$42.80
	Preschool	4 years	Full-day	\$45.20	\$40.20	\$42.40	\$44.60	\$47.00	\$49.40	\$50.80
			Part-day	\$36.60	\$32.00	\$34.20	\$36.00	\$38.20	\$40.40	\$41.60
		5 years	Full-day	\$44.00	\$38.80	\$41.20	\$43.40	\$45.60	\$48.00	\$49.40
			Part-day	\$35.00	\$30.60	\$32.60	\$34.40	\$36.40	\$38.60	\$39.80
	School age	6-13 years	Full-day	\$43.20	\$38.40	\$40.60	\$42.80	\$45.00	\$47.40	\$48.60
			Part-day	\$34.20	\$29.80	\$31.80	\$33.60	\$35.60	\$37.80	\$39.00

LWDA 14 Capital Area

			Mean	30th percentile	40th percentile	Median	60th percentile	70th percentile	75th percentile	
Licensed Child Care Homes (rates from 23 out of 68 facilities in area)	Infant	0-11 months	Full-day	\$44.40	\$39.40	\$41.60	\$43.80	\$46.20	\$48.60	\$50.00
		Part-day	\$41.20	\$36.20	\$38.40	\$40.60	\$42.60	\$45.00	\$46.40	
		12-17 months	Full-day	\$44.60	\$39.40	\$41.80	\$44.00	\$46.20	\$48.60	\$50.00
			Part-day	\$40.40	\$35.60	\$37.80	\$39.80	\$42.00	\$44.40	\$45.60
	Toddler	18-23 months	Full-day	\$44.20	\$39.20	\$41.40	\$43.60	\$45.80	\$48.20	\$49.60
			Part-day	\$39.80	\$35.00	\$37.00	\$39.20	\$41.20	\$43.60	\$45.00
		2 years	Full-day	\$42.20	\$37.20	\$39.40	\$41.60	\$43.60	\$46.00	\$47.40
			Part-day	\$40.60	\$35.60	\$37.80	\$40.00	\$42.00	\$44.40	\$45.80
		3 years	Full-day	\$42.60	\$37.60	\$40.00	\$42.00	\$44.20	\$46.60	\$48.00
			Part-day	\$38.20	\$33.60	\$35.60	\$37.60	\$39.80	\$42.00	\$43.20
	Preschool	4 years	Full-day	\$42.20	\$37.40	\$39.60	\$41.60	\$43.80	\$46.20	\$47.60
			Part-day	\$36.00	\$31.40	\$33.40	\$35.40	\$37.40	\$39.60	\$40.80
		5 years	Full-day	\$41.40	\$36.60	\$38.80	\$40.80	\$43.00	\$45.40	\$46.80
			Part-day	\$35.00	\$30.60	\$32.60	\$34.40	\$36.40	\$38.60	\$39.80
	School age	6-13 years	Full-day	\$40.20	\$35.40	\$37.60	\$39.60	\$41.80	\$44.20	\$45.40
			Part-day	\$34.40	\$29.80	\$31.80	\$33.80	\$35.80	\$38.00	\$39.20

LWDA 14 Capital Area

			Mean	30th percentile	40th percentile	Median	60th percentile	70th percentile	75th percentile	
Registered Child Care Homes (rates from 23 out of 55 facilities in area)	Infant	0-11 months	Full-day	\$44.00	\$39.00	\$41.20	\$43.40	\$45.80	\$48.20	\$49.60
		Part-day	\$39.00	\$34.40	\$36.40	\$38.40	\$40.60	\$42.80	\$44.20	
		12-17 months	Full-day	\$41.80	\$36.80	\$39.00	\$41.20	\$43.40	\$45.60	\$47.00
			Part-day	\$37.20	\$32.60	\$34.60	\$36.60	\$38.80	\$41.00	\$42.20
	Toddler	18-23 months	Full-day	\$42.20	\$37.40	\$39.60	\$41.60	\$43.80	\$46.20	\$47.60
			Part-day	\$36.40	\$31.80	\$33.80	\$35.80	\$37.80	\$40.00	\$41.20
		2 years	Full-day	\$41.60	\$36.80	\$39.00	\$41.00	\$43.20	\$45.60	\$47.00
			Part-day	\$36.40	\$31.80	\$33.80	\$35.80	\$37.80	\$40.00	\$41.20
		3 years	Full-day	\$41.60	\$36.60	\$38.80	\$41.00	\$43.20	\$45.60	\$46.80
			Part-day	\$33.80	\$29.40	\$31.20	\$33.20	\$35.20	\$37.20	\$38.40
	Preschool	4 years	Full-day	\$40.60	\$35.80	\$38.00	\$40.00	\$42.20	\$44.60	\$45.80
			Part-day	\$29.80	\$25.60	\$27.40	\$29.20	\$31.00	\$33.00	\$34.20
		5 years	Full-day	\$36.80	\$32.20	\$34.20	\$36.20	\$38.20	\$40.40	\$41.80
			Part-day	\$32.00	\$27.60	\$29.60	\$31.40	\$33.40	\$35.40	\$36.60
	School age	6-13 years	Full-day	\$36.00	\$31.40	\$33.40	\$35.40	\$37.40	\$39.60	\$40.80
			Part-day	\$29.20	\$25.00	\$26.80	\$28.60	\$30.40	\$32.40	\$33.60

LWDA 15 Rural Capital Area

			Mean	30th percentile	40th percentile	Median	60th percentile	70th percentile	75th percentile	
Licensed Child Care Centers (rates from 260 out of 381 facilities in area)	Infant	0-11 months	Full-day	\$43.60	\$39.20	\$41.20	\$43.20	\$45.00	\$47.20	\$48.40
		Part-day	\$39.40	\$35.20	\$37.00	\$38.80	\$40.80	\$42.80	\$43.80	
		12-17 months	Full-day	\$43.20	\$38.80	\$40.80	\$42.80	\$44.60	\$46.80	\$48.00
			Part-day	\$39.20	\$35.00	\$37.00	\$38.80	\$40.60	\$42.60	\$43.60
	Toddler	18-23 months	Full-day	\$41.80	\$37.60	\$39.60	\$41.40	\$43.40	\$45.40	\$46.60
			Part-day	\$37.80	\$33.80	\$35.60	\$37.40	\$39.20	\$41.20	\$42.40
		2 years	Full-day	\$41.20	\$37.00	\$39.00	\$40.80	\$42.60	\$44.80	\$45.80
			Part-day	\$37.60	\$33.60	\$35.40	\$37.20	\$39.00	\$41.00	\$42.00
	Preschool	3 years	Full-day	\$40.20	\$36.00	\$38.00	\$39.80	\$41.60	\$43.60	\$44.80
			Part-day	\$33.20	\$29.40	\$31.20	\$32.80	\$34.40	\$36.20	\$37.40
		4 years	Full-day	\$39.20	\$35.20	\$37.00	\$38.80	\$40.60	\$42.60	\$43.80
			Part-day	\$32.20	\$28.60	\$30.20	\$31.80	\$33.60	\$35.40	\$36.40
		5 years	Full-day	\$38.20	\$34.20	\$36.00	\$37.80	\$39.60	\$41.60	\$42.60
			Part-day	\$31.00	\$27.40	\$29.00	\$30.60	\$32.20	\$34.00	\$35.00
	School age	6-13 years	Full-day	\$37.60	\$33.60	\$35.40	\$37.20	\$39.00	\$41.00	\$42.20
			Part-day	\$30.40	\$26.60	\$28.20	\$29.80	\$31.40	\$33.20	\$34.20

LWDA 15 Rural Capital Area

			Mean	30th percentile	40th percentile	Median	60th percentile	70th percentile	75th percentile	
Licensed Child Care Homes (rates from 25 out of 68 facilities in area)	Infant	0-11 months	Full-day	\$38.60	\$34.60	\$36.40	\$38.20	\$40.00	\$42.00	\$43.00
			Part-day	\$36.00	\$32.00	\$33.80	\$35.40	\$37.20	\$39.20	\$40.20
		12-17 months	Full-day	\$38.80	\$34.60	\$36.40	\$38.20	\$40.00	\$42.00	\$43.20
			Part-day	\$35.40	\$31.40	\$33.20	\$35.00	\$36.60	\$38.60	\$39.60
	Toddler	18-23 months	Full-day	\$38.40	\$34.40	\$36.20	\$38.00	\$39.80	\$41.80	\$42.80
			Part-day	\$34.80	\$31.00	\$32.60	\$34.40	\$36.00	\$38.00	\$39.00
		2 years	Full-day	\$36.80	\$32.80	\$34.60	\$36.20	\$38.00	\$40.00	\$41.00
			Part-day	\$35.40	\$31.60	\$33.20	\$35.00	\$36.80	\$38.60	\$39.60
	Preschool	3 years	Full-day	\$37.20	\$33.20	\$35.00	\$36.80	\$38.40	\$40.40	\$41.60
			Part-day	\$33.60	\$29.80	\$31.40	\$33.20	\$34.80	\$36.60	\$37.80
		4 years	Full-day	\$36.80	\$32.80	\$34.60	\$36.40	\$38.20	\$40.20	\$41.20
			Part-day	\$31.60	\$28.00	\$29.60	\$31.20	\$32.80	\$34.60	\$35.60
		5 years	Full-day	\$36.20	\$32.20	\$34.00	\$35.80	\$37.60	\$39.40	\$40.60
			Part-day	\$31.00	\$27.20	\$29.00	\$30.60	\$32.20	\$34.00	\$35.00
	School age	6-13 years	Full-day	\$35.20	\$31.40	\$33.00	\$34.80	\$36.60	\$38.40	\$39.40
			Part-day	\$30.40	\$26.80	\$28.40	\$30.00	\$31.60	\$33.40	\$34.40

LWDA 15 Rural Capital Area

			Mean	30th percentile	40th percentile	Median	60th percentile	70th percentile	75th percentile	
Registered Child Care Homes (rates from 7 out of 66 facilities in area)	Infant	0-11 months	Full-day	\$38.40	\$34.20	\$36.00	\$37.80	\$39.60	\$41.60	\$42.80
		Part-day	\$34.20	\$30.40	\$32.20	\$33.80	\$35.40	\$37.40	\$38.40	
		12-17 months	Full-day	\$36.40	\$32.40	\$34.20	\$36.00	\$37.80	\$39.60	\$40.80
			Part-day	\$32.80	\$29.00	\$30.60	\$32.20	\$34.00	\$35.80	\$36.80
	Toddler	18-23 months	Full-day	\$36.80	\$32.80	\$34.60	\$36.40	\$38.20	\$40.00	\$41.20
			Part-day	\$32.00	\$28.20	\$30.00	\$31.60	\$33.20	\$35.00	\$36.00
		2 years	Full-day	\$36.40	\$32.40	\$34.20	\$35.80	\$37.60	\$39.60	\$40.60
			Part-day	\$32.00	\$28.20	\$30.00	\$31.60	\$33.20	\$35.00	\$36.00
		3 years	Full-day	\$36.20	\$32.40	\$34.00	\$35.80	\$37.60	\$39.60	\$40.60
			Part-day	\$30.00	\$26.20	\$27.80	\$29.40	\$31.00	\$32.80	\$33.80
	Preschool	4 years	Full-day	\$35.60	\$31.60	\$33.40	\$35.00	\$36.80	\$38.80	\$39.80
			Part-day	\$26.60	\$23.20	\$24.80	\$26.20	\$27.80	\$29.40	\$30.20
		5 years	Full-day	\$32.40	\$28.60	\$30.20	\$32.00	\$33.60	\$35.40	\$36.40
			Part-day	\$28.40	\$25.00	\$26.40	\$28.00	\$29.60	\$31.20	\$32.20
	School age	6-13 years	Full-day	\$31.60	\$28.00	\$29.60	\$31.20	\$32.80	\$34.60	\$35.60
			Part-day	\$26.20	\$22.80	\$24.20	\$25.60	\$27.20	\$28.80	\$29.80

LWDA 16 Brazos Valley

			Mean	30th percentile	40th percentile	Median	60th percentile	70th percentile	75th percentile	
Licensed Child Care Centers (rates from 79 out of 91 facilities in area)	Infant	0-11 months	Full-day	\$34.20	\$31.20	\$32.60	\$33.80	\$35.20	\$36.60	\$37.40
			Part-day	\$31.20	\$28.40	\$29.60	\$31.00	\$32.20	\$33.60	\$34.40
		12-17 months	Full-day	\$33.80	\$31.00	\$32.20	\$33.60	\$35.00	\$36.40	\$37.20
			Part-day	\$31.00	\$28.20	\$29.60	\$30.80	\$32.00	\$33.40	\$34.20
	Toddler	18-23 months	Full-day	\$33.00	\$30.00	\$31.40	\$32.80	\$34.00	\$35.40	\$36.20
			Part-day	\$30.20	\$27.40	\$28.80	\$30.00	\$31.20	\$32.60	\$33.40
		2 years	Full-day	\$32.60	\$29.60	\$31.00	\$32.20	\$33.60	\$35.00	\$35.80
			Part-day	\$30.00	\$27.20	\$28.60	\$29.80	\$31.00	\$32.40	\$33.20
	Preschool	3 years	Full-day	\$31.80	\$29.00	\$30.20	\$31.60	\$32.80	\$34.20	\$35.00
			Part-day	\$27.00	\$24.40	\$25.60	\$26.60	\$27.80	\$29.20	\$29.80
		4 years	Full-day	\$31.20	\$28.40	\$29.60	\$30.80	\$32.20	\$33.60	\$34.40
			Part-day	\$26.40	\$23.80	\$24.80	\$26.00	\$27.20	\$28.40	\$29.20
		5 years	Full-day	\$30.40	\$27.60	\$29.00	\$30.20	\$31.40	\$32.80	\$33.60
			Part-day	\$25.40	\$22.80	\$24.00	\$25.20	\$26.20	\$27.60	\$28.20
	School age	6-13 years	Full-day	\$30.00	\$27.40	\$28.60	\$29.80	\$31.00	\$32.40	\$33.20
			Part-day	\$25.00	\$22.40	\$23.60	\$24.60	\$25.80	\$27.00	\$27.80

LWDA 16 Brazos Valley

			Mean	30th percentile	40th percentile	Median	60th percentile	70th percentile	75th percentile	
Licensed Child Care Homes (rates from 28 out of 34 facilities in area)	Infant	0-11 months	Full-day	\$30.80	\$28.00	\$29.20	\$30.40	\$31.80	\$33.00	\$33.80
			Part-day	\$28.80	\$26.20	\$27.40	\$28.60	\$29.80	\$31.20	\$31.80
		12-17 months	Full-day	\$30.80	\$28.00	\$29.20	\$30.60	\$31.80	\$33.20	\$33.80
			Part-day	\$28.40	\$25.80	\$27.00	\$28.20	\$29.40	\$30.80	\$31.40
	Toddler	18-23 months	Full-day	\$30.60	\$27.80	\$29.00	\$30.20	\$31.60	\$33.00	\$33.60
			Part-day	\$28.00	\$25.40	\$26.60	\$27.80	\$29.00	\$30.20	\$31.00
		2 years	Full-day	\$29.40	\$26.60	\$28.00	\$29.20	\$30.40	\$31.60	\$32.40
			Part-day	\$28.40	\$25.80	\$27.00	\$28.20	\$29.40	\$30.80	\$31.40
	Preschool	3 years	Full-day	\$29.60	\$27.00	\$28.20	\$29.40	\$30.60	\$32.00	\$32.80
			Part-day	\$27.20	\$24.60	\$25.80	\$27.00	\$28.20	\$29.40	\$30.20
		4 years	Full-day	\$29.40	\$26.80	\$28.00	\$29.20	\$30.40	\$31.80	\$32.60
			Part-day	\$25.80	\$23.20	\$24.40	\$25.60	\$26.80	\$28.00	\$28.80
		5 years	Full-day	\$29.00	\$26.40	\$27.60	\$28.80	\$30.00	\$31.40	\$32.00
			Part-day	\$25.40	\$22.80	\$24.00	\$25.00	\$26.20	\$27.40	\$28.20
	School age	6-13 years	Full-day	\$28.40	\$25.60	\$27.00	\$28.00	\$29.40	\$30.60	\$31.40
			Part-day	\$25.00	\$22.40	\$23.60	\$24.80	\$25.80	\$27.00	\$27.80

LWDA 16 Brazos Valley

			Mean	30th percentile	40th percentile	Median	60th percentile	70th percentile	75th percentile	
Registered Child Care Homes (rates from 13 out of 17 facilities in area)	Infant	0-11 months	Full-day	\$30.40	\$27.80	\$29.00	\$30.20	\$31.40	\$32.80	\$33.60
			Part-day	\$27.60	\$25.00	\$26.20	\$27.40	\$28.60	\$29.80	\$30.60
		12-17 months	Full-day	\$29.20	\$26.40	\$27.60	\$29.00	\$30.20	\$31.40	\$32.20
			Part-day	\$26.60	\$24.00	\$25.20	\$26.40	\$27.60	\$28.80	\$29.60
	Toddler	18-23 months	Full-day	\$29.40	\$26.80	\$28.00	\$29.20	\$30.40	\$31.80	\$32.60
			Part-day	\$26.20	\$23.60	\$24.80	\$25.80	\$27.00	\$28.20	\$29.00
		2 years	Full-day	\$29.20	\$26.40	\$27.60	\$28.80	\$30.00	\$31.40	\$32.20
			Part-day	\$26.20	\$23.60	\$24.80	\$25.80	\$27.00	\$28.20	\$29.00
	Preschool	3 years	Full-day	\$29.00	\$26.40	\$27.60	\$28.80	\$30.00	\$31.40	\$32.20
			Part-day	\$24.60	\$22.20	\$23.20	\$24.40	\$25.40	\$26.80	\$27.40
		4 years	Full-day	\$28.60	\$25.80	\$27.00	\$28.20	\$29.60	\$30.80	\$31.60
			Part-day	\$22.40	\$20.00	\$21.00	\$22.00	\$23.20	\$24.20	\$25.00
	School age	5 years	Full-day	\$26.40	\$23.80	\$25.00	\$26.00	\$27.20	\$28.60	\$29.20
			Part-day	\$23.60	\$21.20	\$22.20	\$23.40	\$24.40	\$25.60	\$26.40
		6-13 years	Full-day	\$25.80	\$23.40	\$24.40	\$25.60	\$26.80	\$28.00	\$28.80
			Part-day	\$22.00	\$19.60	\$20.60	\$21.60	\$22.80	\$23.80	\$24.60

LWDA 17 Deep East Texas

			Mean	30th percentile	40th percentile	Median	60th percentile	70th percentile	75th percentile	
Licensed Child Care Centers (rates from 66 out of 70 facilities in area)	Infant	0-11 months	Full-day	\$25.40	\$23.40	\$24.40	\$25.20	\$26.20	\$27.00	\$27.60
			Part-day	\$23.40	\$21.60	\$22.40	\$23.40	\$24.20	\$25.00	\$25.60
		12-17 months	Full-day	\$25.20	\$23.40	\$24.20	\$25.00	\$26.00	\$27.00	\$27.40
			Part-day	\$23.40	\$21.60	\$22.40	\$23.20	\$24.00	\$25.00	\$25.60
	Toddler	18-23 months	Full-day	\$24.60	\$22.80	\$23.60	\$24.40	\$25.40	\$26.20	\$26.80
			Part-day	\$22.80	\$21.00	\$21.80	\$22.60	\$23.40	\$24.40	\$24.80
		2 years	Full-day	\$24.40	\$22.40	\$23.40	\$24.20	\$25.00	\$26.00	\$26.60
			Part-day	\$22.60	\$20.80	\$21.80	\$22.60	\$23.40	\$24.20	\$24.80
	Preschool	3 years	Full-day	\$23.80	\$22.00	\$22.80	\$23.80	\$24.60	\$25.40	\$26.00
			Part-day	\$20.60	\$18.80	\$19.60	\$20.40	\$21.20	\$22.20	\$22.60
		4 years	Full-day	\$23.40	\$21.60	\$22.40	\$23.20	\$24.20	\$25.00	\$25.60
			Part-day	\$20.20	\$18.40	\$19.20	\$20.00	\$20.80	\$21.60	\$22.20
		5 years	Full-day	\$23.00	\$21.20	\$22.00	\$22.80	\$23.60	\$24.60	\$25.00
			Part-day	\$19.60	\$17.80	\$18.60	\$19.40	\$20.20	\$21.00	\$21.40
	School age	6-13 years	Full-day	\$22.80	\$20.80	\$21.80	\$22.60	\$23.40	\$24.20	\$24.80
			Part-day	\$19.20	\$17.60	\$18.40	\$19.00	\$19.80	\$20.60	\$21.20

LWDA 17 Deep East Texas

			Mean	30th percentile	40th percentile	Median	60th percentile	70th percentile	75th percentile	
Licensed Child Care Homes (rates from 6 out of 8 facilities in area)	Infant	0-11 months	Full-day	\$23.20	\$21.40	\$22.20	\$23.00	\$23.80	\$24.80	\$25.20
			Part-day	\$21.80	\$20.00	\$21.00	\$21.80	\$22.60	\$23.40	\$24.00
		12-17 months	Full-day	\$23.20	\$21.40	\$22.20	\$23.00	\$23.80	\$24.80	\$25.20
			Part-day	\$21.60	\$19.80	\$20.60	\$21.40	\$22.20	\$23.20	\$23.60
	Toddler	18-23 months	Full-day	\$23.00	\$21.20	\$22.00	\$22.80	\$23.80	\$24.60	\$25.20
			Part-day	\$21.40	\$19.60	\$20.40	\$21.20	\$22.00	\$22.80	\$23.40
		2 years	Full-day	\$22.20	\$20.40	\$21.20	\$22.20	\$23.00	\$23.80	\$24.40
			Part-day	\$21.60	\$19.80	\$20.80	\$21.60	\$22.40	\$23.20	\$23.60
	Preschool	3 years	Full-day	\$22.40	\$20.60	\$21.40	\$22.40	\$23.20	\$24.00	\$24.60
			Part-day	\$20.80	\$19.00	\$19.80	\$20.60	\$21.40	\$22.20	\$22.80
		4 years	Full-day	\$22.40	\$20.60	\$21.40	\$22.20	\$23.00	\$23.80	\$24.40
			Part-day	\$19.80	\$18.20	\$19.00	\$19.80	\$20.60	\$21.40	\$21.80
		5 years	Full-day	\$22.00	\$20.20	\$21.00	\$21.80	\$22.60	\$23.60	\$24.00
			Part-day	\$19.60	\$17.80	\$18.60	\$19.40	\$20.20	\$21.00	\$21.40
	School age	6-13 years	Full-day	\$21.60	\$19.80	\$20.60	\$21.40	\$22.20	\$23.00	\$23.60
			Part-day	\$19.20	\$17.60	\$18.40	\$19.20	\$19.80	\$20.80	\$21.20

LWDA 17 Deep East Texas

			Mean	30th percentile	40th percentile	Median	60th percentile	70th percentile	75th percentile	
Registered Child Care Homes (rates from 2 out of 5 facilities in area)	Infant	0-11 months	Full-day	\$23.00	\$21.20	\$22.00	\$22.80	\$23.60	\$24.60	\$25.00
			Part-day	\$21.20	\$19.40	\$20.20	\$21.00	\$21.80	\$22.60	\$23.20
		12-17 months	Full-day	\$22.20	\$20.40	\$21.20	\$22.00	\$22.80	\$23.60	\$24.20
			Part-day	\$20.40	\$18.60	\$19.40	\$20.20	\$21.00	\$21.80	\$22.40
	Toddler	18-23 months	Full-day	\$22.40	\$20.60	\$21.40	\$22.20	\$23.00	\$23.80	\$24.40
			Part-day	\$20.00	\$18.40	\$19.20	\$20.00	\$20.60	\$21.60	\$22.00
		2 years	Full-day	\$22.00	\$20.20	\$21.20	\$22.00	\$22.80	\$23.60	\$24.20
			Part-day	\$20.00	\$18.40	\$19.20	\$20.00	\$20.60	\$21.60	\$22.00
	Preschool	3 years	Full-day	\$22.00	\$20.20	\$21.00	\$21.80	\$22.80	\$23.60	\$24.20
			Part-day	\$19.00	\$17.40	\$18.20	\$19.00	\$19.60	\$20.40	\$21.00
		4 years	Full-day	\$21.80	\$20.00	\$20.80	\$21.60	\$22.40	\$23.20	\$23.80
			Part-day	\$17.40	\$15.80	\$16.60	\$17.40	\$18.00	\$18.80	\$19.20
		5 years	Full-day	\$20.20	\$18.40	\$19.20	\$20.00	\$20.80	\$21.80	\$22.20
			Part-day	\$18.40	\$16.80	\$17.40	\$18.20	\$19.00	\$19.80	\$20.20
	School age	6-13 years	Full-day	\$20.00	\$18.20	\$19.00	\$19.80	\$20.60	\$21.40	\$21.80
			Part-day	\$17.20	\$15.60	\$16.40	\$17.00	\$17.80	\$18.60	\$19.00

LWDA 18 Southeast Texas

			Mean	30th percentile	40th percentile	Median	60th percentile	70th percentile	75th percentile	
Licensed Child Care Centers (rates from 83 out of 92 facilities in area)	Infant	0-11 months	Full-day	\$27.00	\$25.00	\$26.00	\$26.80	\$27.80	\$28.80	\$29.40
			Part-day	\$25.00	\$23.00	\$24.00	\$24.80	\$25.80	\$26.60	\$27.20
		12-17 months	Full-day	\$26.80	\$24.80	\$25.80	\$26.60	\$27.60	\$28.60	\$29.20
			Part-day	\$25.00	\$23.00	\$23.80	\$24.80	\$25.60	\$26.60	\$27.20
	Toddler	18-23 months	Full-day	\$26.20	\$24.20	\$25.20	\$26.00	\$27.00	\$28.00	\$28.60
			Part-day	\$24.40	\$22.40	\$23.20	\$24.20	\$25.00	\$26.00	\$26.40
		2 years	Full-day	\$26.00	\$24.00	\$24.80	\$25.80	\$26.60	\$27.60	\$28.20
			Part-day	\$24.20	\$22.20	\$23.20	\$24.00	\$24.80	\$25.80	\$26.40
	Preschool	3 years	Full-day	\$25.40	\$23.40	\$24.40	\$25.20	\$26.20	\$27.20	\$27.60
			Part-day	\$22.00	\$20.20	\$21.00	\$21.80	\$22.60	\$23.60	\$24.00
		4 years	Full-day	\$25.00	\$23.00	\$24.00	\$24.80	\$25.60	\$26.60	\$27.20
			Part-day	\$21.60	\$19.80	\$20.60	\$21.40	\$22.20	\$23.20	\$23.60
		5 years	Full-day	\$24.40	\$22.60	\$23.40	\$24.20	\$25.20	\$26.20	\$26.60
			Part-day	\$21.00	\$19.20	\$20.00	\$20.80	\$21.60	\$22.40	\$23.00
	School age	6-13 years	Full-day	\$24.20	\$22.20	\$23.20	\$24.00	\$25.00	\$25.80	\$26.40
			Part-day	\$20.60	\$18.80	\$19.60	\$20.40	\$21.20	\$22.00	\$22.60

LWDA 18 Southeast Texas

			Mean	30th percentile	40th percentile	Median	60th percentile	70th percentile	75th percentile	
Licensed Child Care Homes (rates from 10 out of 12 facilities in area)	Infant	0-11 months	Full-day	\$24.60	\$22.80	\$23.60	\$24.40	\$25.40	\$26.40	\$26.80
		Part-day	\$23.40	\$21.40	\$22.40	\$23.20	\$24.00	\$25.00	\$25.40	
		12-17 months	Full-day	\$24.60	\$22.80	\$23.60	\$24.60	\$25.40	\$26.40	\$27.00
			Part-day	\$23.00	\$21.20	\$22.00	\$23.00	\$23.80	\$24.60	\$25.20
	Toddler	18-23 months	Full-day	\$24.60	\$22.60	\$23.60	\$24.40	\$25.20	\$26.20	\$26.80
			Part-day	\$22.80	\$21.00	\$21.80	\$22.60	\$23.40	\$24.40	\$25.00
		2 years	Full-day	\$23.80	\$21.80	\$22.80	\$23.60	\$24.40	\$25.40	\$25.80
			Part-day	\$23.00	\$21.20	\$22.00	\$23.00	\$23.80	\$24.80	\$25.20
		3 years	Full-day	\$24.00	\$22.00	\$23.00	\$23.80	\$24.60	\$25.60	\$26.20
			Part-day	\$22.20	\$20.40	\$21.20	\$22.00	\$22.80	\$23.80	\$24.20
	Preschool	4 years	Full-day	\$23.80	\$22.00	\$22.80	\$23.60	\$24.60	\$25.40	\$26.00
			Part-day	\$21.20	\$19.40	\$20.20	\$21.00	\$22.00	\$22.80	\$23.20
		5 years	Full-day	\$23.40	\$21.60	\$22.40	\$23.40	\$24.20	\$25.20	\$25.60
			Part-day	\$20.80	\$19.20	\$20.00	\$20.80	\$21.60	\$22.40	\$23.00
	School age	6-13 years	Full-day	\$23.00	\$21.20	\$22.00	\$22.80	\$23.60	\$24.60	\$25.20
			Part-day	\$20.60	\$18.80	\$19.60	\$20.40	\$21.20	\$22.20	\$22.60

LWDA 18 Southeast Texas

			Mean	30th percentile	40th percentile	Median	60th percentile	70th percentile	75th percentile	
Registered Child Care Homes (rates from 16 out of 19 facilities in area)	Infant	0-11 months	Full-day	\$24.60	\$22.60	\$23.40	\$24.40	\$25.20	\$26.20	\$26.60
		Part-day	\$22.60	\$20.60	\$21.60	\$22.40	\$23.20	\$24.20	\$24.60	
		12-17 months	Full-day	\$23.60	\$21.60	\$22.60	\$23.40	\$24.20	\$25.20	\$25.80
			Part-day	\$21.80	\$20.00	\$20.80	\$21.60	\$22.40	\$23.40	\$23.80
	Toddler	18-23 months	Full-day	\$23.80	\$21.80	\$22.80	\$23.60	\$24.40	\$25.40	\$26.00
			Part-day	\$21.40	\$19.60	\$20.40	\$21.20	\$22.00	\$23.00	\$23.40
		2 years	Full-day	\$23.60	\$21.60	\$22.60	\$23.40	\$24.20	\$25.20	\$25.60
			Part-day	\$21.40	\$19.60	\$20.40	\$21.20	\$22.00	\$23.00	\$23.40
	Preschool	3 years	Full-day	\$23.60	\$21.60	\$22.60	\$23.40	\$24.20	\$25.20	\$25.60
			Part-day	\$20.40	\$18.60	\$19.40	\$20.20	\$21.00	\$21.80	\$22.40
		4 years	Full-day	\$23.20	\$21.20	\$22.20	\$23.00	\$23.80	\$24.80	\$25.20
			Part-day	\$18.80	\$17.00	\$17.80	\$18.60	\$19.40	\$20.20	\$20.60
		5 years	Full-day	\$21.60	\$19.80	\$20.60	\$21.40	\$22.20	\$23.20	\$23.60
			Part-day	\$19.60	\$18.00	\$18.80	\$19.40	\$20.20	\$21.20	\$21.60
	School age	6-13 years	Full-day	\$21.20	\$19.40	\$20.20	\$21.00	\$22.00	\$22.80	\$23.20
			Part-day	\$18.40	\$16.80	\$17.60	\$18.20	\$19.00	\$19.80	\$20.40

LWDA 19 Golden Crescent

			Mean	30th percentile	40th percentile	Median	60th percentile	70th percentile	75th percentile	
Licensed Child Care Centers (rates from 55 out of 64 facilities in area)	Infant	0-11 months	Full-day	\$25.80	\$24.00	\$25.00	\$25.80	\$26.60	\$27.60	\$28.00
			Part-day	\$24.00	\$22.20	\$23.00	\$23.80	\$24.60	\$25.60	\$26.00
		12-17 months	Full-day	\$25.80	\$23.80	\$24.80	\$25.60	\$26.40	\$27.40	\$27.80
			Part-day	\$24.00	\$22.20	\$23.00	\$23.80	\$24.60	\$25.40	\$26.00
	Toddler	18-23 months	Full-day	\$25.20	\$23.40	\$24.20	\$25.00	\$25.80	\$26.80	\$27.20
			Part-day	\$23.40	\$21.60	\$22.40	\$23.20	\$24.00	\$25.00	\$25.40
		2 years	Full-day	\$24.80	\$23.00	\$24.00	\$24.80	\$25.60	\$26.40	\$27.00
			Part-day	\$23.20	\$21.40	\$22.40	\$23.20	\$24.00	\$24.80	\$25.20
	Preschool	3 years	Full-day	\$24.40	\$22.60	\$23.40	\$24.20	\$25.00	\$26.00	\$26.40
			Part-day	\$21.20	\$19.60	\$20.40	\$21.20	\$21.80	\$22.80	\$23.20
		4 years	Full-day	\$24.00	\$22.20	\$23.00	\$23.80	\$24.60	\$25.60	\$26.00
			Part-day	\$20.80	\$19.20	\$20.00	\$20.60	\$21.40	\$22.20	\$22.80
		5 years	Full-day	\$23.60	\$21.80	\$22.60	\$23.40	\$24.20	\$25.00	\$25.60
			Part-day	\$20.20	\$18.60	\$19.40	\$20.00	\$20.80	\$21.60	\$22.20
	School age	6-13 years	Full-day	\$23.20	\$21.60	\$22.40	\$23.20	\$24.00	\$24.80	\$25.20
			Part-day	\$20.00	\$18.20	\$19.00	\$19.80	\$20.60	\$21.40	\$21.80

LWDA 19 Golden Crescent

			Mean	30th percentile	40th percentile	Median	60th percentile	70th percentile	75th percentile	
Licensed Child Care Homes (rates from 14 out of 35 facilities in area)	Infant	0-11 months	Full-day	\$23.60	\$22.00	\$22.80	\$23.60	\$24.40	\$25.20	\$25.80
		Part-day	\$22.40	\$20.80	\$21.60	\$22.40	\$23.20	\$24.00	\$24.40	
		12-17 months	Full-day	\$23.80	\$22.00	\$22.80	\$23.60	\$24.40	\$25.20	\$25.80
			Part-day	\$22.20	\$20.60	\$21.40	\$22.00	\$22.80	\$23.80	\$24.20
	Toddler	18-23 months	Full-day	\$23.60	\$21.80	\$22.60	\$23.40	\$24.20	\$25.20	\$25.60
			Part-day	\$22.00	\$20.20	\$21.00	\$21.80	\$22.60	\$23.40	\$24.00
		2 years	Full-day	\$22.80	\$21.00	\$22.00	\$22.60	\$23.40	\$24.40	\$24.80
			Part-day	\$22.20	\$20.60	\$21.40	\$22.20	\$23.00	\$23.80	\$24.20
	Preschool	3 years	Full-day	\$23.00	\$21.20	\$22.20	\$22.80	\$23.60	\$24.60	\$25.00
			Part-day	\$21.40	\$19.80	\$20.60	\$21.20	\$22.00	\$22.80	\$23.40
		4 years	Full-day	\$23.00	\$21.20	\$22.00	\$22.80	\$23.60	\$24.40	\$25.00
			Part-day	\$20.60	\$18.80	\$19.60	\$20.40	\$21.20	\$22.00	\$22.40
		5 years	Full-day	\$22.60	\$20.80	\$21.60	\$22.40	\$23.20	\$24.20	\$24.60
			Part-day	\$20.20	\$18.60	\$19.40	\$20.00	\$20.80	\$21.60	\$22.00
	School age	6-13 years	Full-day	\$22.20	\$20.40	\$21.20	\$22.00	\$22.80	\$23.60	\$24.20
			Part-day	\$20.00	\$18.40	\$19.00	\$19.80	\$20.60	\$21.40	\$21.80

LWDA 19 Golden Crescent

			Mean	30th percentile	40th percentile	Median	60th percentile	70th percentile	75th percentile	
Registered Child Care Homes (rates from 6 out of 13 facilities in area)	Infant	0-11 months	Full-day	\$23.60	\$21.80	\$22.60	\$23.40	\$24.20	\$25.00	\$25.60
			Part-day	\$21.80	\$20.00	\$20.80	\$21.60	\$22.40	\$23.20	\$23.60
		12-17 months	Full-day	\$22.60	\$21.00	\$21.80	\$22.60	\$23.40	\$24.20	\$24.60
			Part-day	\$21.00	\$19.40	\$20.20	\$20.80	\$21.60	\$22.40	\$23.00
	Toddler	18-23 months	Full-day	\$22.80	\$21.20	\$22.00	\$22.80	\$23.60	\$24.40	\$24.80
			Part-day	\$20.80	\$19.00	\$19.80	\$20.60	\$21.40	\$22.20	\$22.60
		2 years	Full-day	\$22.60	\$21.00	\$21.80	\$22.60	\$23.40	\$24.20	\$24.60
			Part-day	\$20.80	\$19.00	\$19.80	\$20.60	\$21.40	\$22.20	\$22.60
		3 years	Full-day	\$22.60	\$21.00	\$21.80	\$22.40	\$23.20	\$24.20	\$24.60
			Part-day	\$19.80	\$18.20	\$18.80	\$19.60	\$20.40	\$21.20	\$21.60
	Preschool	4 years	Full-day	\$22.40	\$20.60	\$21.40	\$22.20	\$23.00	\$23.80	\$24.20
			Part-day	\$18.20	\$16.60	\$17.40	\$18.00	\$18.80	\$19.60	\$20.00
		5 years	Full-day	\$20.80	\$19.20	\$20.00	\$20.80	\$21.40	\$22.40	\$22.80
			Part-day	\$19.00	\$17.40	\$18.20	\$19.00	\$19.60	\$20.40	\$20.80
	School age	6-13 years	Full-day	\$20.60	\$18.80	\$19.60	\$20.40	\$21.20	\$22.00	\$22.40
			Part-day	\$18.00	\$16.40	\$17.20	\$17.80	\$18.60	\$19.20	\$19.80

LWDA 20 Alamo

			Mean	30th percentile	40th percentile	Median	60th percentile	70th percentile	75th percentile	
Licensed Child Care Centers (rates from 379 out of 530 facilities in area)	Infant	0-11 months	Full-day	\$38.00	\$34.60	\$36.20	\$37.60	\$39.20	\$40.80	\$41.80
			Part-day	\$34.60	\$31.40	\$32.80	\$34.20	\$35.80	\$37.40	\$38.20
		12-17 months	Full-day	\$37.60	\$34.20	\$35.80	\$37.40	\$38.80	\$40.60	\$41.40
			Part-day	\$34.40	\$31.20	\$32.80	\$34.20	\$35.60	\$37.20	\$38.00
	Toddler	18-23 months	Full-day	\$36.60	\$33.40	\$34.80	\$36.40	\$37.80	\$39.40	\$40.40
			Part-day	\$33.40	\$30.20	\$31.80	\$33.20	\$34.60	\$36.20	\$37.00
		2 years	Full-day	\$36.20	\$32.80	\$34.40	\$35.80	\$37.20	\$39.00	\$39.80
			Part-day	\$33.20	\$30.00	\$31.60	\$33.00	\$34.40	\$36.00	\$36.80
	Preschool	3 years	Full-day	\$35.20	\$32.00	\$33.60	\$35.00	\$36.40	\$38.00	\$39.00
			Part-day	\$29.80	\$26.60	\$28.00	\$29.40	\$30.80	\$32.20	\$33.00
		4 years	Full-day	\$34.60	\$31.40	\$32.80	\$34.20	\$35.60	\$37.20	\$38.20
			Part-day	\$29.00	\$26.00	\$27.40	\$28.60	\$30.00	\$31.40	\$32.20
		5 years	Full-day	\$33.60	\$30.40	\$32.00	\$33.40	\$34.80	\$36.40	\$37.20
			Part-day	\$28.00	\$25.00	\$26.40	\$27.60	\$29.00	\$30.40	\$31.20
	School age	6-13 years	Full-day	\$33.20	\$30.20	\$31.60	\$33.00	\$34.40	\$36.00	\$36.80
			Part-day	\$27.40	\$24.40	\$25.80	\$27.00	\$28.40	\$29.80	\$30.60

LWDA 20 Alamo

			Mean	30th percentile	40th percentile	Median	60th percentile	70th percentile	75th percentile	
Licensed Child Care Homes (rates from 35 out of 83 facilities in area)	Infant	0-11 months	Full-day	\$34.00	\$30.80	\$32.20	\$33.80	\$35.20	\$36.80	\$37.60
			Part-day	\$31.80	\$28.80	\$30.20	\$31.60	\$33.00	\$34.40	\$35.40
		12-17 months	Full-day	\$34.00	\$30.80	\$32.40	\$33.80	\$35.20	\$36.80	\$37.60
			Part-day	\$31.40	\$28.40	\$29.80	\$31.20	\$32.60	\$34.00	\$34.80
	Toddler	18-23 months	Full-day	\$33.80	\$30.60	\$32.20	\$33.60	\$35.00	\$36.60	\$37.40
			Part-day	\$31.00	\$28.00	\$29.40	\$30.60	\$32.00	\$33.60	\$34.40
		2 years	Full-day	\$32.60	\$29.40	\$30.80	\$32.20	\$33.60	\$35.20	\$36.00
			Part-day	\$31.40	\$28.40	\$29.80	\$31.20	\$32.60	\$34.00	\$35.00
	Preschool	3 years	Full-day	\$32.80	\$29.80	\$31.20	\$32.60	\$34.00	\$35.60	\$36.40
			Part-day	\$30.00	\$27.00	\$28.40	\$29.60	\$31.00	\$32.60	\$33.40
		4 years	Full-day	\$32.60	\$29.40	\$31.00	\$32.40	\$33.80	\$35.20	\$36.20
			Part-day	\$28.40	\$25.60	\$26.80	\$28.20	\$29.40	\$31.00	\$31.80
		5 years	Full-day	\$32.20	\$29.00	\$30.40	\$31.80	\$33.20	\$34.80	\$35.60
			Part-day	\$28.00	\$25.00	\$26.20	\$27.60	\$28.80	\$30.40	\$31.20
	School age	6-13 years	Full-day	\$31.40	\$28.20	\$29.60	\$31.00	\$32.40	\$34.00	\$34.80
			Part-day	\$27.40	\$24.60	\$25.80	\$27.20	\$28.40	\$29.80	\$30.60

LWDA 20 Alamo

			Mean	30th percentile	40th percentile	Median	60th percentile	70th percentile	75th percentile	
Registered Child Care Homes (rates from 67 out of 236 facilities in area)	Infant	0-11 months	Full-day	\$33.80	\$30.60	\$32.00	\$33.40	\$35.00	\$36.40	\$37.40
		Part-day	\$30.60	\$27.40	\$28.80	\$30.20	\$31.60	\$33.00	\$34.00	
		12-17 months	Full-day	\$32.20	\$29.20	\$30.60	\$32.00	\$33.40	\$34.80	\$35.80
			Part-day	\$29.40	\$26.40	\$27.80	\$29.00	\$30.40	\$31.80	\$32.60
	Toddler	18-23 months	Full-day	\$32.60	\$29.40	\$31.00	\$32.20	\$33.80	\$35.20	\$36.20
			Part-day	\$28.80	\$25.80	\$27.20	\$28.40	\$29.80	\$31.20	\$32.00
		2 years	Full-day	\$32.20	\$29.00	\$30.60	\$31.80	\$33.20	\$34.80	\$35.60
			Part-day	\$28.80	\$25.80	\$27.20	\$28.40	\$29.80	\$31.20	\$32.00
	Preschool	3 years	Full-day	\$32.20	\$29.00	\$30.40	\$31.80	\$33.20	\$34.80	\$35.60
			Part-day	\$27.00	\$24.20	\$25.40	\$26.80	\$28.00	\$29.40	\$30.20
		4 years	Full-day	\$31.60	\$28.40	\$29.80	\$31.20	\$32.60	\$34.20	\$35.00
			Part-day	\$24.40	\$21.60	\$22.80	\$24.00	\$25.40	\$26.60	\$27.40
	School age	5 years	Full-day	\$29.00	\$26.00	\$27.40	\$28.80	\$30.00	\$31.60	\$32.40
			Part-day	\$25.80	\$23.00	\$24.40	\$25.60	\$26.80	\$28.20	\$29.00
		6-13 years	Full-day	\$28.40	\$25.60	\$26.80	\$28.20	\$29.40	\$31.00	\$31.80
			Part-day	\$24.00	\$21.20	\$22.40	\$23.60	\$24.80	\$26.20	\$27.00

LWDA 21 South Texas

			Mean	30th percentile	40th percentile	Median	60th percentile	70th percentile	75th percentile	
Licensed Child Care Centers (rates from 89 out of 94 facilities in area)	Infant	0-11 months	Full-day	\$27.20	\$25.20	\$26.20	\$27.00	\$28.00	\$29.00	\$29.40
		Part-day	\$25.20	\$23.40	\$24.20	\$25.00	\$26.00	\$26.80	\$27.40	
		12-17 months	Full-day	\$27.00	\$25.00	\$26.00	\$26.80	\$27.80	\$28.80	\$29.40
			Part-day	\$25.20	\$23.20	\$24.20	\$25.00	\$25.80	\$26.80	\$27.40
	Toddler	18-23 months	Full-day	\$26.40	\$24.60	\$25.40	\$26.20	\$27.20	\$28.20	\$28.60
			Part-day	\$24.60	\$22.60	\$23.60	\$24.40	\$25.20	\$26.20	\$26.80
		2 years	Full-day	\$26.20	\$24.20	\$25.20	\$26.00	\$26.80	\$27.80	\$28.40
			Part-day	\$24.40	\$22.60	\$23.40	\$24.20	\$25.20	\$26.00	\$26.60
	Preschool	3 years	Full-day	\$25.60	\$23.80	\$24.60	\$25.40	\$26.40	\$27.40	\$27.80
			Part-day	\$22.40	\$20.60	\$21.40	\$22.20	\$23.00	\$23.80	\$24.40
		4 years	Full-day	\$25.20	\$23.40	\$24.20	\$25.00	\$26.00	\$26.80	\$27.40
			Part-day	\$21.80	\$20.00	\$21.00	\$21.80	\$22.60	\$23.40	\$23.80
		5 years	Full-day	\$24.60	\$22.80	\$23.60	\$24.60	\$25.40	\$26.40	\$26.80
			Part-day	\$21.20	\$19.40	\$20.20	\$21.00	\$21.80	\$22.80	\$23.20
	School age	6-13 years	Full-day	\$24.40	\$22.60	\$23.40	\$24.40	\$25.20	\$26.00	\$26.60
			Part-day	\$20.80	\$19.20	\$20.00	\$20.80	\$21.60	\$22.40	\$22.80

LWDA 21 South Texas

			Mean	30th percentile	40th percentile	Median	60th percentile	70th percentile	75th percentile	
Licensed Child Care Homes (rates from 21 out of 24 facilities in area)	Infant	0-11 months	Full-day	\$25.00	\$23.00	\$23.80	\$24.80	\$25.60	\$26.60	\$27.00
		Part-day	\$23.60	\$21.80	\$22.60	\$23.40	\$24.20	\$25.20	\$25.80	
		12-17 months	Full-day	\$25.00	\$23.00	\$24.00	\$24.80	\$25.60	\$26.60	\$27.20
			Part-day	\$23.40	\$21.60	\$22.40	\$23.20	\$24.00	\$25.00	\$25.40
	Toddler	18-23 months	Full-day	\$24.80	\$23.00	\$23.80	\$24.60	\$25.60	\$26.40	\$27.00
			Part-day	\$23.00	\$21.20	\$22.20	\$23.00	\$23.80	\$24.60	\$25.20
		2 years	Full-day	\$24.00	\$22.20	\$23.00	\$23.80	\$24.60	\$25.60	\$26.20
			Part-day	\$23.40	\$21.60	\$22.40	\$23.20	\$24.00	\$25.00	\$25.40
	Preschool	3 years	Full-day	\$24.20	\$22.40	\$23.20	\$24.00	\$25.00	\$25.80	\$26.40
			Part-day	\$22.40	\$20.60	\$21.60	\$22.40	\$23.20	\$24.00	\$24.60
		4 years	Full-day	\$24.00	\$22.20	\$23.00	\$24.00	\$24.80	\$25.60	\$26.20
			Part-day	\$21.60	\$19.80	\$20.60	\$21.40	\$22.20	\$23.00	\$23.60
		5 years	Full-day	\$23.80	\$22.00	\$22.80	\$23.60	\$24.40	\$25.40	\$25.80
			Part-day	\$21.20	\$19.40	\$20.20	\$21.00	\$21.80	\$22.80	\$23.20
	School age	6-13 years	Full-day	\$23.20	\$21.40	\$22.40	\$23.20	\$24.00	\$24.80	\$25.40
			Part-day	\$21.00	\$19.20	\$20.00	\$20.80	\$21.60	\$22.40	\$23.00

LWDA 21 South Texas

			Mean	30th percentile	40th percentile	Median	60th percentile	70th percentile	75th percentile	
Registered Child Care Homes (rates from 5 out of 9 facilities in area)	Infant	0-11 months	Full-day	\$24.80	\$22.80	\$23.80	\$24.60	\$25.40	\$26.40	\$27.00
		Part-day	\$22.80	\$21.00	\$21.80	\$22.60	\$23.40	\$24.40	\$24.80	
		12-17 months	Full-day	\$23.80	\$22.00	\$22.80	\$23.60	\$24.60	\$25.40	\$26.00
			Part-day	\$22.00	\$20.20	\$21.20	\$22.00	\$22.80	\$23.60	\$24.20
	Toddler	18-23 months	Full-day	\$24.00	\$22.20	\$23.00	\$23.80	\$24.80	\$25.60	\$26.20
			Part-day	\$21.80	\$20.00	\$20.80	\$21.60	\$22.40	\$23.20	\$23.80
		2 years	Full-day	\$23.80	\$22.00	\$22.80	\$23.60	\$24.40	\$25.40	\$26.00
			Part-day	\$21.80	\$20.00	\$20.80	\$21.60	\$22.40	\$23.20	\$23.80
	Preschool	3 years	Full-day	\$23.80	\$22.00	\$22.80	\$23.60	\$24.40	\$25.40	\$25.80
			Part-day	\$20.60	\$19.00	\$19.80	\$20.60	\$21.40	\$22.20	\$22.60
		4 years	Full-day	\$23.40	\$21.60	\$22.40	\$23.20	\$24.20	\$25.00	\$25.60
			Part-day	\$19.00	\$17.40	\$18.20	\$19.00	\$19.60	\$20.40	\$21.00
		5 years	Full-day	\$21.80	\$20.20	\$21.00	\$21.80	\$22.60	\$23.40	\$24.00
			Part-day	\$20.00	\$18.20	\$19.00	\$19.80	\$20.60	\$21.40	\$22.00
	School age	6-13 years	Full-day	\$21.60	\$19.80	\$20.60	\$21.40	\$22.20	\$23.00	\$23.60
			Part-day	\$18.80	\$17.20	\$18.00	\$18.60	\$19.40	\$20.20	\$20.60

LWDA 22 Coastal Bend

			Mean	30th percentile	40th percentile	Median	60th percentile	70th percentile	75th percentile	
Licensed Child Care Centers (rates from 104 out of 125 facilities in area)	Infant	0-11 months	Full-day	\$30.80	\$28.40	\$29.40	\$30.60	\$31.60	\$32.80	\$33.60
			Part-day	\$28.40	\$26.00	\$27.00	\$28.20	\$29.20	\$30.40	\$31.00
		12-17 months	Full-day	\$30.60	\$28.20	\$29.20	\$30.40	\$31.40	\$32.60	\$33.40
			Part-day	\$28.20	\$25.80	\$27.00	\$28.00	\$29.00	\$30.20	\$31.00
	Toddler	18-23 months	Full-day	\$29.80	\$27.40	\$28.60	\$29.60	\$30.80	\$31.80	\$32.60
			Part-day	\$27.40	\$25.20	\$26.20	\$27.20	\$28.40	\$29.40	\$30.20
		2 years	Full-day	\$29.40	\$27.00	\$28.20	\$29.20	\$30.40	\$31.60	\$32.20
			Part-day	\$27.40	\$25.00	\$26.20	\$27.20	\$28.20	\$29.40	\$30.00
	Preschool	3 years	Full-day	\$28.80	\$26.40	\$27.60	\$28.60	\$29.80	\$30.80	\$31.60
			Part-day	\$24.80	\$22.60	\$23.60	\$24.60	\$25.60	\$26.60	\$27.20
		4 years	Full-day	\$28.40	\$26.00	\$27.00	\$28.00	\$29.20	\$30.40	\$31.00
			Part-day	\$24.20	\$22.00	\$23.00	\$24.00	\$25.00	\$26.00	\$26.60
		5 years	Full-day	\$27.60	\$25.40	\$26.40	\$27.40	\$28.60	\$29.60	\$30.20
			Part-day	\$23.40	\$21.20	\$22.20	\$23.20	\$24.20	\$25.20	\$25.80
	School age	6-13 years	Full-day	\$27.40	\$25.00	\$26.20	\$27.20	\$28.20	\$29.40	\$30.00
			Part-day	\$23.00	\$20.80	\$21.80	\$22.80	\$23.80	\$24.80	\$25.40

LWDA 22 Coastal Bend

			Mean	30th percentile	40th percentile	Median	60th percentile	70th percentile	75th percentile	
Licensed Child Care Homes (rates from 29 out of 41 facilities in area)	Infant	0-11 months	Full-day	\$28.00	\$25.60	\$26.60	\$27.80	\$28.80	\$30.00	\$30.60
			Part-day	\$26.40	\$24.00	\$25.20	\$26.20	\$27.20	\$28.20	\$29.00
		12-17 months	Full-day	\$28.00	\$25.60	\$26.80	\$27.80	\$28.80	\$30.00	\$30.60
			Part-day	\$26.00	\$23.80	\$24.80	\$25.80	\$26.80	\$28.00	\$28.60
	Toddler	18-23 months	Full-day	\$27.80	\$25.40	\$26.60	\$27.60	\$28.60	\$29.80	\$30.40
			Part-day	\$25.60	\$23.40	\$24.40	\$25.40	\$26.40	\$27.60	\$28.20
		2 years	Full-day	\$26.80	\$24.60	\$25.60	\$26.60	\$27.60	\$28.80	\$29.40
			Part-day	\$26.00	\$23.80	\$24.80	\$25.80	\$26.80	\$28.00	\$28.60
	Preschool	3 years	Full-day	\$27.00	\$24.80	\$25.80	\$26.80	\$28.00	\$29.00	\$29.60
			Part-day	\$25.00	\$22.80	\$23.80	\$24.80	\$25.80	\$26.80	\$27.40
		4 years	Full-day	\$26.80	\$24.60	\$25.60	\$26.60	\$27.80	\$28.80	\$29.40
			Part-day	\$23.80	\$21.60	\$22.60	\$23.60	\$24.60	\$25.60	\$26.20
		5 years	Full-day	\$26.60	\$24.20	\$25.20	\$26.20	\$27.40	\$28.40	\$29.00
			Part-day	\$23.40	\$21.20	\$22.20	\$23.20	\$24.20	\$25.20	\$25.80
	School age	6-13 years	Full-day	\$26.00	\$23.60	\$24.80	\$25.80	\$26.80	\$27.80	\$28.40
			Part-day	\$23.00	\$21.00	\$22.00	\$22.80	\$23.80	\$24.80	\$25.40

LWDA 22 Coastal Bend

			Mean	30th percentile	40th percentile	Median	60th percentile	70th percentile	75th percentile	
Registered Child Care Homes (rates from 15 out of 26 facilities in area)	Infant	0-11 months	Full-day	\$27.80	\$25.40	\$26.40	\$27.60	\$28.60	\$29.80	\$30.40
			Part-day	\$25.40	\$23.20	\$24.20	\$25.20	\$26.20	\$27.20	\$27.80
		12-17 months	Full-day	\$26.60	\$24.40	\$25.40	\$26.40	\$27.40	\$28.60	\$29.20
			Part-day	\$24.40	\$22.20	\$23.20	\$24.20	\$25.20	\$26.40	\$27.00
	Toddler	18-23 months	Full-day	\$26.80	\$24.60	\$25.60	\$26.60	\$27.80	\$28.80	\$29.40
			Part-day	\$24.00	\$21.80	\$22.80	\$23.80	\$24.80	\$25.80	\$26.40
		2 years	Full-day	\$26.60	\$24.20	\$25.40	\$26.40	\$27.40	\$28.60	\$29.20
			Part-day	\$24.00	\$21.80	\$22.80	\$23.80	\$24.80	\$25.80	\$26.40
	Preschool	3 years	Full-day	\$26.60	\$24.20	\$25.40	\$26.40	\$27.40	\$28.40	\$29.20
			Part-day	\$22.80	\$20.60	\$21.60	\$22.60	\$23.60	\$24.60	\$25.20
		4 years	Full-day	\$26.20	\$23.80	\$24.80	\$25.80	\$27.00	\$28.00	\$28.60
			Part-day	\$20.80	\$18.80	\$19.60	\$20.60	\$21.60	\$22.60	\$23.00
		5 years	Full-day	\$24.20	\$22.00	\$23.00	\$24.00	\$25.00	\$26.00	\$26.60
			Part-day	\$22.00	\$19.80	\$20.80	\$21.60	\$22.60	\$23.60	\$24.20
	School age	6-13 years	Full-day	\$23.80	\$21.60	\$22.60	\$23.60	\$24.60	\$25.60	\$26.20
			Part-day	\$20.40	\$18.40	\$19.40	\$20.20	\$21.20	\$22.20	\$22.80

LWDA 23 Lower Rio Grande Valley

			Mean	30th percentile	40th percentile	Median	60th percentile	70th percentile	75th percentile	
Licensed Child Care Centers (rates from 349 out of 380 facilities in area)	Infant	0-11 months	Full-day	\$31.60	\$29.40	\$30.40	\$31.40	\$32.40	\$33.60	\$34.20
			Part-day	\$29.20	\$27.00	\$28.20	\$29.20	\$30.20	\$31.20	\$31.80
		12-17 months	Full-day	\$31.40	\$29.20	\$30.20	\$31.20	\$32.20	\$33.40	\$34.00
			Part-day	\$29.20	\$27.00	\$28.00	\$29.00	\$30.00	\$31.20	\$31.80
	Toddler	18-23 months	Full-day	\$30.80	\$28.40	\$29.60	\$30.60	\$31.60	\$32.60	\$33.40
			Part-day	\$28.60	\$26.40	\$27.40	\$28.40	\$29.40	\$30.40	\$31.00
		2 years	Full-day	\$30.40	\$28.20	\$29.20	\$30.20	\$31.20	\$32.40	\$33.00
			Part-day	\$28.40	\$26.20	\$27.20	\$28.20	\$29.20	\$30.20	\$30.80
	Preschool	3 years	Full-day	\$29.80	\$27.60	\$28.60	\$29.60	\$30.60	\$31.80	\$32.40
			Part-day	\$25.80	\$23.80	\$24.80	\$25.60	\$26.60	\$27.60	\$28.20
		4 years	Full-day	\$29.20	\$27.00	\$28.00	\$29.00	\$30.00	\$31.20	\$31.80
			Part-day	\$25.40	\$23.20	\$24.20	\$25.20	\$26.20	\$27.20	\$27.80
		5 years	Full-day	\$28.60	\$26.40	\$27.40	\$28.40	\$29.40	\$30.60	\$31.20
			Part-day	\$24.60	\$22.60	\$23.60	\$24.40	\$25.40	\$26.40	\$27.00
	School age	6-13 years	Full-day	\$28.40	\$26.20	\$27.20	\$28.20	\$29.20	\$30.20	\$30.80
			Part-day	\$24.20	\$22.20	\$23.20	\$24.00	\$25.00	\$26.00	\$26.60

LWDA 23 Lower Rio Grande Valley

			Mean	30th percentile	40th percentile	Median	60th percentile	70th percentile	75th percentile	
Licensed Child Care Homes (rates from 41 out of 46 facilities in area)	Infant	0-11 months	Full-day	\$29.00	\$26.80	\$27.80	\$28.80	\$29.80	\$30.80	\$31.40
			Part-day	\$27.40	\$25.20	\$26.20	\$27.20	\$28.20	\$29.20	\$29.80
		12-17 months	Full-day	\$29.00	\$26.80	\$27.80	\$28.80	\$29.80	\$30.80	\$31.40
			Part-day	\$27.20	\$25.00	\$26.00	\$27.00	\$27.80	\$29.00	\$29.60
	Toddler	18-23 months	Full-day	\$28.80	\$26.60	\$27.60	\$28.60	\$29.60	\$30.60	\$31.20
			Part-day	\$26.80	\$24.60	\$25.60	\$26.60	\$27.60	\$28.60	\$29.20
		2 years	Full-day	\$27.80	\$25.60	\$26.60	\$27.60	\$28.60	\$29.80	\$30.40
			Part-day	\$27.20	\$25.00	\$26.00	\$27.00	\$28.00	\$29.00	\$29.60
	Preschool	3 years	Full-day	\$28.00	\$26.00	\$27.00	\$28.00	\$29.00	\$30.00	\$30.60
			Part-day	\$26.00	\$24.00	\$25.00	\$26.00	\$26.80	\$27.80	\$28.40
		4 years	Full-day	\$28.00	\$25.80	\$26.80	\$27.80	\$28.80	\$29.80	\$30.40
			Part-day	\$25.00	\$23.00	\$24.00	\$24.80	\$25.80	\$26.80	\$27.40
	School age	5 years	Full-day	\$27.60	\$25.40	\$26.40	\$27.40	\$28.40	\$29.40	\$30.00
			Part-day	\$24.60	\$22.60	\$23.60	\$24.40	\$25.40	\$26.40	\$27.00
		6-13 years	Full-day	\$27.00	\$24.80	\$25.80	\$26.80	\$27.80	\$28.80	\$29.40
			Part-day	\$24.20	\$22.20	\$23.20	\$24.20	\$25.00	\$26.00	\$26.60

LWDA 23 Lower Rio Grande Valley

			Mean	30th percentile	40th percentile	Median	60th percentile	70th percentile	75th percentile	
Registered Child Care Homes (rates from 25 out of 31 facilities in area)	Infant	0-11 months	Full-day	\$28.80	\$26.60	\$27.60	\$28.60	\$29.60	\$30.60	\$31.20
		Part-day	\$26.40	\$24.40	\$25.40	\$26.20	\$27.20	\$28.20	\$28.80	
		12-17 months	Full-day	\$27.60	\$25.60	\$26.60	\$27.40	\$28.40	\$29.60	\$30.20
			Part-day	\$25.60	\$23.60	\$24.60	\$25.40	\$26.40	\$27.40	\$28.00
	Toddler	18-23 months	Full-day	\$28.00	\$25.80	\$26.80	\$27.80	\$28.80	\$29.80	\$30.40
			Part-day	\$25.20	\$23.20	\$24.20	\$25.00	\$26.00	\$27.00	\$27.60
		2 years	Full-day	\$27.60	\$25.40	\$26.40	\$27.40	\$28.40	\$29.40	\$30.00
			Part-day	\$25.20	\$23.20	\$24.20	\$25.00	\$26.00	\$27.00	\$27.60
	Preschool	3 years	Full-day	\$27.60	\$25.40	\$26.40	\$27.40	\$28.40	\$29.40	\$30.00
			Part-day	\$24.00	\$22.00	\$23.00	\$23.80	\$24.80	\$25.80	\$26.20
		4 years	Full-day	\$27.20	\$25.00	\$26.00	\$27.00	\$28.00	\$29.00	\$29.60
			Part-day	\$22.20	\$20.20	\$21.00	\$22.00	\$22.80	\$23.80	\$24.40
		5 years	Full-day	\$25.40	\$23.40	\$24.40	\$25.20	\$26.20	\$27.20	\$27.80
			Part-day	\$23.20	\$21.20	\$22.20	\$23.00	\$23.80	\$24.80	\$25.40
	School age	6-13 years	Full-day	\$25.00	\$23.00	\$24.00	\$24.80	\$25.80	\$26.80	\$27.40
			Part-day	\$21.80	\$19.80	\$20.80	\$21.60	\$22.60	\$23.40	\$24.00

LWDA 24 Cameron

			Mean	30th percentile	40th percentile	Median	60th percentile	70th percentile	75th percentile	
Licensed Child Care Centers (rates from 134 out of 143 facilities in area)	Infant	0-11 months	Full-day	\$35.20	\$33.00	\$34.00	\$35.00	\$36.20	\$37.20	\$38.00
			Part-day	\$32.80	\$30.60	\$31.60	\$32.80	\$33.80	\$34.80	\$35.40
		12-17 months	Full-day	\$35.00	\$32.80	\$33.80	\$34.80	\$36.00	\$37.00	\$37.60
			Part-day	\$32.80	\$30.60	\$31.60	\$32.60	\$33.60	\$34.80	\$35.40
	Toddler	18-23 months	Full-day	\$34.40	\$32.00	\$33.00	\$34.20	\$35.20	\$36.40	\$37.00
			Part-day	\$32.00	\$29.80	\$30.80	\$31.80	\$33.00	\$34.00	\$34.60
		2 years	Full-day	\$34.00	\$31.60	\$32.80	\$33.80	\$34.80	\$36.00	\$36.60
			Part-day	\$32.00	\$29.80	\$30.80	\$31.80	\$32.80	\$33.80	\$34.40
	Preschool	3 years	Full-day	\$33.40	\$31.20	\$32.20	\$33.20	\$34.20	\$35.40	\$36.00
			Part-day	\$29.40	\$27.20	\$28.20	\$29.20	\$30.20	\$31.20	\$31.80
		4 years	Full-day	\$32.80	\$30.60	\$31.60	\$32.60	\$33.80	\$34.80	\$35.40
			Part-day	\$28.80	\$26.80	\$27.80	\$28.60	\$29.60	\$30.60	\$31.20
		5 years	Full-day	\$32.20	\$30.00	\$31.00	\$32.00	\$33.00	\$34.20	\$34.80
			Part-day	\$28.00	\$26.00	\$27.00	\$28.00	\$28.80	\$30.00	\$30.40
	School age	6-13 years	Full-day	\$32.00	\$29.80	\$30.80	\$31.80	\$32.80	\$33.80	\$34.40
			Part-day	\$27.80	\$25.60	\$26.60	\$27.60	\$28.40	\$29.60	\$30.00

LWDA 24 Cameron

			Mean	30th percentile	40th percentile	Median	60th percentile	70th percentile	75th percentile	
Licensed Child Care Homes (rates from 13 out of 13 facilities in area)	Infant	0-11 months	Full-day	\$32.40	\$30.20	\$31.20	\$32.40	\$33.40	\$34.40	\$35.00
			Part-day	\$31.00	\$28.80	\$29.80	\$30.80	\$31.80	\$32.80	\$33.40
		12-17 months	Full-day	\$32.60	\$30.20	\$31.40	\$32.40	\$33.40	\$34.40	\$35.00
			Part-day	\$30.60	\$28.40	\$29.40	\$30.40	\$31.40	\$32.60	\$33.20
	Toddler	18-23 months	Full-day	\$32.40	\$30.20	\$31.20	\$32.20	\$33.20	\$34.40	\$35.00
			Part-day	\$30.40	\$28.20	\$29.20	\$30.20	\$31.20	\$32.20	\$32.80
		2 years	Full-day	\$31.40	\$29.20	\$30.20	\$31.20	\$32.20	\$33.40	\$34.00
			Part-day	\$30.60	\$28.40	\$29.60	\$30.40	\$31.40	\$32.60	\$33.20
	Preschool	3 years	Full-day	\$31.60	\$29.40	\$30.40	\$31.40	\$32.40	\$33.60	\$34.20
			Part-day	\$29.60	\$27.40	\$28.40	\$29.40	\$30.40	\$31.40	\$32.00
		4 years	Full-day	\$31.40	\$29.20	\$30.40	\$31.40	\$32.40	\$33.40	\$34.00
			Part-day	\$28.40	\$26.40	\$27.40	\$28.40	\$29.20	\$30.40	\$31.00
		5 years	Full-day	\$31.20	\$29.00	\$30.00	\$31.00	\$32.00	\$33.00	\$33.60
			Part-day	\$28.00	\$26.00	\$27.00	\$28.00	\$28.80	\$29.80	\$30.40
	School age	6-13 years	Full-day	\$30.60	\$28.40	\$29.40	\$30.40	\$31.40	\$32.40	\$33.00
			Part-day	\$27.80	\$25.60	\$26.60	\$27.60	\$28.60	\$29.60	\$30.20

LWDA 24 Cameron

			Mean	30th percentile	40th percentile	Median	60th percentile	70th percentile	75th percentile	
Registered Child Care Homes (rates from 1 out of 7 facilities in area)	Infant	0-11 months	Full-day	\$32.20	\$30.00	\$31.20	\$32.20	\$33.20	\$34.20	\$34.80
			Part-day	\$30.00	\$27.80	\$28.80	\$29.80	\$30.80	\$31.80	\$32.40
		12-17 months	Full-day	\$31.20	\$29.00	\$30.00	\$31.00	\$32.00	\$33.20	\$33.80
			Part-day	\$29.20	\$27.00	\$28.00	\$29.00	\$30.00	\$31.00	\$31.60
	Toddler	18-23 months	Full-day	\$31.40	\$29.20	\$30.40	\$31.20	\$32.40	\$33.40	\$34.00
			Part-day	\$28.60	\$26.60	\$27.60	\$28.60	\$29.40	\$30.60	\$31.20
		2 years	Full-day	\$31.20	\$29.00	\$30.00	\$31.00	\$32.00	\$33.00	\$33.60
			Part-day	\$28.60	\$26.60	\$27.60	\$28.60	\$29.40	\$30.60	\$31.20
	Preschool	3 years	Full-day	\$31.20	\$29.00	\$30.00	\$31.00	\$32.00	\$33.00	\$33.60
			Part-day	\$27.40	\$25.40	\$26.40	\$27.20	\$28.20	\$29.20	\$29.80
		4 years	Full-day	\$30.80	\$28.60	\$29.60	\$30.60	\$31.60	\$32.60	\$33.20
			Part-day	\$25.60	\$23.60	\$24.40	\$25.40	\$26.20	\$27.20	\$27.80
		5 years	Full-day	\$29.00	\$26.80	\$27.80	\$28.80	\$29.60	\$30.80	\$31.40
			Part-day	\$26.60	\$24.60	\$25.60	\$26.40	\$27.40	\$28.40	\$29.00
	School age	6-13 years	Full-day	\$28.60	\$26.40	\$27.40	\$28.40	\$29.20	\$30.40	\$31.00
			Part-day	\$25.20	\$23.20	\$24.20	\$25.00	\$26.00	\$27.00	\$27.40

LWDA 25 Texoma

			Mean	30th percentile	40th percentile	Median	60th percentile	70th percentile	75th percentile	
Licensed Child Care Centers (rates from 44 out of 46 facilities in area)	Infant	0-11 months	Full-day	\$26.80	\$24.80	\$25.80	\$26.60	\$27.60	\$28.60	\$29.00
			Part-day	\$24.80	\$23.00	\$23.80	\$24.60	\$25.60	\$26.40	\$27.00
		12-17 months	Full-day	\$26.60	\$24.60	\$25.60	\$26.40	\$27.40	\$28.40	\$28.80
			Part-day	\$24.80	\$22.80	\$23.80	\$24.60	\$25.40	\$26.40	\$26.80
	Toddler	18-23 months	Full-day	\$26.00	\$24.00	\$25.00	\$25.80	\$26.80	\$27.60	\$28.20
			Part-day	\$24.20	\$22.20	\$23.20	\$24.00	\$24.80	\$25.80	\$26.20
		2 years	Full-day	\$25.80	\$23.80	\$24.60	\$25.60	\$26.40	\$27.40	\$28.00
			Part-day	\$24.00	\$22.20	\$23.00	\$23.80	\$24.80	\$25.60	\$26.20
	Preschool	3 years	Full-day	\$25.20	\$23.40	\$24.20	\$25.00	\$26.00	\$26.80	\$27.40
			Part-day	\$21.80	\$20.20	\$21.00	\$21.80	\$22.60	\$23.40	\$24.00
		4 years	Full-day	\$24.80	\$22.80	\$23.80	\$24.60	\$25.40	\$26.40	\$27.00
			Part-day	\$21.40	\$19.60	\$20.60	\$21.20	\$22.20	\$23.00	\$23.40
		5 years	Full-day	\$24.20	\$22.40	\$23.20	\$24.20	\$25.00	\$25.80	\$26.40
			Part-day	\$20.80	\$19.00	\$19.80	\$20.60	\$21.40	\$22.40	\$22.80
	School age	6-13 years	Full-day	\$24.00	\$22.20	\$23.00	\$23.80	\$24.80	\$25.60	\$26.20
			Part-day	\$20.40	\$18.80	\$19.60	\$20.40	\$21.20	\$22.00	\$22.40

LWDA 25 Texoma

			Mean	30th percentile	40th percentile	Median	60th percentile	70th percentile	75th percentile	
Licensed Child Care Homes (rates from 12 out of 16 facilities in area)	Infant	0-11 months	Full-day	\$24.40	\$22.60	\$23.40	\$24.40	\$25.20	\$26.20	\$26.60
			Part-day	\$23.20	\$21.40	\$22.20	\$23.00	\$23.80	\$24.80	\$25.20
		12-17 months	Full-day	\$24.60	\$22.60	\$23.60	\$24.40	\$25.20	\$26.20	\$26.60
			Part-day	\$23.00	\$21.20	\$22.00	\$22.80	\$23.60	\$24.60	\$25.00
	Toddler	18-23 months	Full-day	\$24.40	\$22.40	\$23.40	\$24.20	\$25.00	\$26.00	\$26.60
			Part-day	\$22.60	\$20.80	\$21.60	\$22.60	\$23.40	\$24.20	\$24.80
		2 years	Full-day	\$23.60	\$21.80	\$22.60	\$23.40	\$24.20	\$25.20	\$25.60
			Part-day	\$23.00	\$21.20	\$22.00	\$22.80	\$23.60	\$24.60	\$25.00
		3 years	Full-day	\$23.80	\$22.00	\$22.80	\$23.60	\$24.40	\$25.40	\$26.00
			Part-day	\$22.00	\$20.20	\$21.20	\$22.00	\$22.80	\$23.60	\$24.20
	Preschool	4 years	Full-day	\$23.60	\$21.80	\$22.60	\$23.40	\$24.40	\$25.20	\$25.80
			Part-day	\$21.20	\$19.40	\$20.20	\$21.00	\$21.80	\$22.60	\$23.20
		5 years	Full-day	\$23.40	\$21.40	\$22.40	\$23.20	\$24.00	\$25.00	\$25.40
			Part-day	\$20.80	\$19.00	\$19.80	\$20.60	\$21.40	\$22.20	\$22.80
	School age	6-13 years	Full-day	\$22.80	\$21.00	\$21.80	\$22.80	\$23.60	\$24.40	\$25.00
			Part-day	\$20.60	\$18.80	\$19.60	\$20.40	\$21.20	\$22.00	\$22.40

LWDA 25 Texoma

			Mean	30th percentile	40th percentile	Median	60th percentile	70th percentile	75th percentile	
Registered Child Care Homes (rates from 2 out of 15 facilities in area)	Infant	0-11 months	Full-day	\$24.40	\$22.40	\$23.40	\$24.20	\$25.00	\$26.00	\$26.40
		Part-day	\$22.40	\$20.60	\$21.40	\$22.20	\$23.00	\$24.00	\$24.40	
		12-17 months	Full-day	\$23.40	\$21.60	\$22.40	\$23.20	\$24.20	\$25.00	\$25.60
			Part-day	\$21.60	\$19.80	\$20.80	\$21.60	\$22.40	\$23.20	\$23.60
	Toddler	18-23 months	Full-day	\$23.60	\$21.80	\$22.60	\$23.40	\$24.40	\$25.20	\$25.80
			Part-day	\$21.40	\$19.60	\$20.40	\$21.20	\$22.00	\$22.80	\$23.40
		2 years	Full-day	\$23.40	\$21.60	\$22.40	\$23.20	\$24.00	\$25.00	\$25.40
			Part-day	\$21.40	\$19.60	\$20.40	\$21.20	\$22.00	\$22.80	\$23.40
		3 years	Full-day	\$23.40	\$21.60	\$22.40	\$23.20	\$24.00	\$25.00	\$25.40
			Part-day	\$20.20	\$18.60	\$19.40	\$20.20	\$21.00	\$21.80	\$22.20
	Preschool	4 years	Full-day	\$23.00	\$21.20	\$22.00	\$22.80	\$23.60	\$24.60	\$25.00
			Part-day	\$18.60	\$17.00	\$17.80	\$18.60	\$19.20	\$20.00	\$20.60
		5 years	Full-day	\$21.40	\$19.80	\$20.60	\$21.40	\$22.20	\$23.00	\$23.40
			Part-day	\$19.60	\$17.80	\$18.60	\$19.40	\$20.20	\$21.00	\$21.40
	School age	6-13 years	Full-day	\$21.20	\$19.40	\$20.20	\$21.00	\$21.80	\$22.60	\$23.20
			Part-day	\$18.40	\$16.80	\$17.60	\$18.20	\$19.00	\$19.80	\$20.20

LWDA 26 Central Texas

			Mean	30th percentile	40th percentile	Median	60th percentile	70th percentile	75th percentile	
Licensed Child Care Centers (rates from 136 out of 160 facilities in area)	Infant	0-11 months	Full-day	\$28.20	\$26.00	\$27.00	\$28.00	\$29.00	\$30.20	\$30.80
			Part-day	\$26.00	\$24.00	\$25.00	\$25.80	\$26.80	\$27.80	\$28.40
		12-17 months	Full-day	\$28.00	\$25.80	\$26.80	\$27.80	\$28.80	\$30.00	\$30.60
			Part-day	\$26.00	\$23.80	\$24.80	\$25.80	\$26.80	\$27.80	\$28.40
	Toddler	18-23 months	Full-day	\$27.40	\$25.20	\$26.20	\$27.20	\$28.20	\$29.20	\$29.80
			Part-day	\$25.20	\$23.20	\$24.20	\$25.20	\$26.00	\$27.00	\$27.60
		2 years	Full-day	\$27.00	\$25.00	\$26.00	\$26.80	\$27.80	\$29.00	\$29.60
			Part-day	\$25.20	\$23.00	\$24.00	\$25.00	\$26.00	\$27.00	\$27.60
	Preschool	3 years	Full-day	\$26.60	\$24.40	\$25.40	\$26.40	\$27.20	\$28.40	\$29.00
			Part-day	\$22.80	\$20.80	\$21.80	\$22.60	\$23.60	\$24.60	\$25.00
		4 years	Full-day	\$26.00	\$24.00	\$24.80	\$25.80	\$26.80	\$27.80	\$28.40
			Part-day	\$22.40	\$20.40	\$21.20	\$22.20	\$23.00	\$24.00	\$24.60
		5 years	Full-day	\$25.40	\$23.40	\$24.40	\$25.20	\$26.20	\$27.20	\$27.80
			Part-day	\$21.60	\$19.60	\$20.60	\$21.40	\$22.40	\$23.20	\$23.80
	School age	6-13 years	Full-day	\$25.20	\$23.20	\$24.00	\$25.00	\$26.00	\$27.00	\$27.60
			Part-day	\$21.20	\$19.40	\$20.20	\$21.00	\$22.00	\$22.80	\$23.40

LWDA 26 Central Texas

			Mean	30th percentile	40th percentile	Median	60th percentile	70th percentile	75th percentile	
Licensed Child Care Homes (rates from 26 out of 38 facilities in area)	Infant	0-11 months	Full-day	\$25.60	\$23.60	\$24.60	\$25.40	\$26.40	\$27.40	\$28.00
			Part-day	\$24.20	\$22.20	\$23.20	\$24.00	\$25.00	\$26.00	\$26.60
		12-17 months	Full-day	\$25.80	\$23.60	\$24.60	\$25.60	\$26.40	\$27.60	\$28.20
			Part-day	\$24.00	\$22.00	\$22.80	\$23.80	\$24.80	\$25.80	\$26.20
	Toddler	18-23 months	Full-day	\$25.60	\$23.40	\$24.40	\$25.40	\$26.40	\$27.40	\$28.00
			Part-day	\$23.60	\$21.60	\$22.60	\$23.40	\$24.40	\$25.40	\$26.00
		2 years	Full-day	\$24.60	\$22.60	\$23.60	\$24.40	\$25.40	\$26.40	\$27.00
			Part-day	\$24.00	\$22.00	\$23.00	\$23.80	\$24.80	\$25.80	\$26.20
	Preschool	3 years	Full-day	\$25.00	\$22.80	\$23.80	\$24.80	\$25.60	\$26.60	\$27.20
			Part-day	\$23.00	\$21.00	\$22.00	\$22.80	\$23.80	\$24.80	\$25.20
		4 years	Full-day	\$24.80	\$22.60	\$23.60	\$24.60	\$25.60	\$26.60	\$27.00
			Part-day	\$22.00	\$20.00	\$21.00	\$21.80	\$22.60	\$23.60	\$24.20
		5 years	Full-day	\$24.40	\$22.40	\$23.40	\$24.20	\$25.20	\$26.20	\$26.80
			Part-day	\$21.60	\$19.60	\$20.60	\$21.40	\$22.20	\$23.20	\$23.80
	School age	6-13 years	Full-day	\$23.80	\$21.80	\$22.80	\$23.80	\$24.60	\$25.60	\$26.20
			Part-day	\$21.40	\$19.40	\$20.20	\$21.20	\$22.00	\$23.00	\$23.40

LWDA 26 Central Texas

			Mean	30th percentile	40th percentile	Median	60th percentile	70th percentile	75th percentile	
Registered Child Care Homes (rates from 41 out of 68 facilities in area)	Infant	0-11 months	Full-day	\$25.60	\$23.40	\$24.40	\$25.40	\$26.20	\$27.40	\$27.80
			Part-day	\$23.40	\$21.40	\$22.20	\$23.20	\$24.00	\$25.00	\$25.60
		12-17 months	Full-day	\$24.60	\$22.40	\$23.40	\$24.40	\$25.20	\$26.20	\$26.80
			Part-day	\$22.60	\$20.60	\$21.60	\$22.40	\$23.20	\$24.20	\$24.80
	Toddler	18-23 months	Full-day	\$24.80	\$22.60	\$23.60	\$24.60	\$25.40	\$26.60	\$27.00
			Part-day	\$22.20	\$20.20	\$21.20	\$22.00	\$22.80	\$23.80	\$24.40
		2 years	Full-day	\$24.40	\$22.40	\$23.40	\$24.20	\$25.20	\$26.20	\$26.80
			Part-day	\$22.20	\$20.20	\$21.20	\$22.00	\$22.80	\$23.80	\$24.40
	Preschool	3 years	Full-day	\$24.40	\$22.40	\$23.40	\$24.20	\$25.20	\$26.20	\$26.80
			Part-day	\$21.00	\$19.20	\$20.00	\$20.80	\$21.80	\$22.60	\$23.20
		4 years	Full-day	\$24.00	\$22.00	\$23.00	\$23.80	\$24.80	\$25.80	\$26.40
			Part-day	\$19.20	\$17.40	\$18.20	\$19.00	\$20.00	\$20.80	\$21.40
		5 years	Full-day	\$22.40	\$20.40	\$21.40	\$22.20	\$23.00	\$24.00	\$24.60
			Part-day	\$20.20	\$18.40	\$19.20	\$20.00	\$21.00	\$21.80	\$22.40
	School age	6-13 years	Full-day	\$22.00	\$20.00	\$21.00	\$21.80	\$22.60	\$23.60	\$24.20
			Part-day	\$19.00	\$17.20	\$18.00	\$18.80	\$19.60	\$20.60	\$21.00

LWDA 27 Middle Rio Grande

			Mean	30th percentile	40th percentile	Median	60th percentile	70th percentile	75th percentile	
Licensed Child Care Centers (rates from 34 out of 34 facilities in area)	Infant	0-11 months	Full-day	\$28.00	\$26.20	\$27.00	\$27.80	\$28.80	\$29.60	\$30.00
			Part-day	\$26.20	\$24.40	\$25.40	\$26.00	\$26.80	\$27.80	\$28.20
		12-17 months	Full-day	\$27.80	\$26.00	\$27.00	\$27.80	\$28.60	\$29.40	\$30.00
			Part-day	\$26.20	\$24.40	\$25.20	\$26.00	\$26.80	\$27.60	\$28.20
	Toddler	18-23 months	Full-day	\$27.40	\$25.60	\$26.40	\$27.20	\$28.00	\$28.80	\$29.40
			Part-day	\$25.60	\$23.80	\$24.60	\$25.40	\$26.20	\$27.00	\$27.60
		2 years	Full-day	\$27.00	\$25.20	\$26.20	\$27.00	\$27.80	\$28.60	\$29.00
			Part-day	\$25.40	\$23.80	\$24.60	\$25.40	\$26.20	\$27.00	\$27.40
	Preschool	3 years	Full-day	\$26.60	\$24.80	\$25.60	\$26.40	\$27.20	\$28.20	\$28.60
			Part-day	\$23.60	\$21.80	\$22.60	\$23.40	\$24.20	\$25.00	\$25.40
		4 years	Full-day	\$26.20	\$24.40	\$25.20	\$26.00	\$26.80	\$27.80	\$28.20
			Part-day	\$23.20	\$21.60	\$22.20	\$23.00	\$23.80	\$24.60	\$25.00
		5 years	Full-day	\$25.80	\$24.00	\$24.80	\$25.60	\$26.40	\$27.20	\$27.60
			Part-day	\$22.60	\$21.00	\$21.60	\$22.40	\$23.20	\$24.00	\$24.40
	School age	6-13 years	Full-day	\$25.40	\$23.80	\$24.60	\$25.40	\$26.20	\$27.00	\$27.40
			Part-day	\$22.20	\$20.60	\$21.40	\$22.20	\$22.80	\$23.60	\$24.00

LWDA 27 Middle Rio Grande

			Mean	30th percentile	40th percentile	Median	60th percentile	70th percentile	75th percentile	
Licensed Child Care Homes (rates from 9 out of 11 facilities in area)	Infant	0-11 months	Full-day	\$26.00	\$24.20	\$25.00	\$25.80	\$26.60	\$27.40	\$27.80
		Part-day	\$24.80	\$23.00	\$23.80	\$24.60	\$25.40	\$26.20	\$26.60	
		12-17 months	Full-day	\$26.00	\$24.20	\$25.00	\$25.80	\$26.60	\$27.40	\$28.00
			Part-day	\$24.40	\$22.80	\$23.60	\$24.40	\$25.20	\$26.00	\$26.40
	Toddler	18-23 months	Full-day	\$25.80	\$24.20	\$25.00	\$25.60	\$26.40	\$27.40	\$27.80
			Part-day	\$24.20	\$22.60	\$23.40	\$24.20	\$24.80	\$25.60	\$26.20
		2 years	Full-day	\$25.00	\$23.40	\$24.20	\$25.00	\$25.80	\$26.60	\$27.00
			Part-day	\$24.60	\$22.80	\$23.60	\$24.40	\$25.20	\$26.00	\$26.40
	Preschool	3 years	Full-day	\$25.20	\$23.60	\$24.40	\$25.20	\$26.00	\$26.80	\$27.20
			Part-day	\$23.60	\$22.00	\$22.80	\$23.60	\$24.40	\$25.20	\$25.60
		4 years	Full-day	\$25.20	\$23.40	\$24.20	\$25.00	\$25.80	\$26.60	\$27.00
			Part-day	\$22.80	\$21.20	\$22.00	\$22.80	\$23.40	\$24.20	\$24.60
		5 years	Full-day	\$24.80	\$23.20	\$24.00	\$24.80	\$25.60	\$26.40	\$26.80
			Part-day	\$22.60	\$21.00	\$21.60	\$22.40	\$23.20	\$24.00	\$24.40
	School age	6-13 years	Full-day	\$24.40	\$22.80	\$23.60	\$24.20	\$25.00	\$25.80	\$26.40
			Part-day	\$22.20	\$20.60	\$21.40	\$22.20	\$22.80	\$23.60	\$24.00

LWDA 27 Middle Rio Grande

			Mean	30th percentile	40th percentile	Median	60th percentile	70th percentile	75th percentile	
Registered Child Care Homes (rates from 2 out of 6 facilities in area)	Infant	0-11 months	Full-day	\$25.80	\$24.00	\$24.80	\$25.60	\$26.40	\$27.20	\$27.80
			Part-day	\$24.00	\$22.40	\$23.20	\$23.80	\$24.60	\$25.40	\$25.80
		12-17 months	Full-day	\$25.00	\$23.20	\$24.00	\$24.80	\$25.60	\$26.40	\$26.80
			Part-day	\$23.40	\$21.60	\$22.40	\$23.20	\$24.00	\$24.80	\$25.20
	Toddler	18-23 months	Full-day	\$25.20	\$23.40	\$24.20	\$25.00	\$25.80	\$26.60	\$27.00
			Part-day	\$23.00	\$21.40	\$22.20	\$22.80	\$23.60	\$24.40	\$24.80
		2 years	Full-day	\$25.00	\$23.20	\$24.00	\$24.80	\$25.60	\$26.40	\$26.80
			Part-day	\$23.00	\$21.40	\$22.20	\$22.80	\$23.60	\$24.40	\$24.80
	Preschool	3 years	Full-day	\$24.80	\$23.20	\$24.00	\$24.80	\$25.60	\$26.40	\$26.80
			Part-day	\$22.00	\$20.40	\$21.20	\$22.00	\$22.60	\$23.40	\$23.80
		4 years	Full-day	\$24.60	\$22.80	\$23.60	\$24.40	\$25.20	\$26.00	\$26.40
			Part-day	\$20.60	\$19.00	\$19.80	\$20.40	\$21.20	\$21.80	\$22.20
		5 years	Full-day	\$23.20	\$21.60	\$22.20	\$23.00	\$23.80	\$24.60	\$25.00
			Part-day	\$21.40	\$19.80	\$20.60	\$21.20	\$22.00	\$22.80	\$23.20
	School age	6-13 years	Full-day	\$22.80	\$21.20	\$22.00	\$22.80	\$23.40	\$24.20	\$24.80
			Part-day	\$20.40	\$18.80	\$19.40	\$20.20	\$20.80	\$21.60	\$22.00

LWDA 28 Gulf Coast

			Mean	30th percentile	40th percentile	Median	60th percentile	70th percentile	75th percentile	
Licensed Child Care Centers (rates from 1268 out of 1915 facilities in area)	Infant	0-11 months	Full-day	\$39.60	\$35.40	\$37.40	\$39.20	\$41.00	\$43.20	\$44.20
			Part-day	\$35.60	\$31.60	\$33.40	\$35.00	\$36.80	\$38.80	\$40.00
		12-17 months	Full-day	\$39.20	\$35.00	\$37.00	\$38.80	\$40.80	\$42.80	\$44.00
			Part-day	\$35.40	\$31.40	\$33.20	\$35.00	\$36.80	\$38.60	\$39.80
	Toddler	18-23 months	Full-day	\$38.00	\$34.00	\$35.80	\$37.60	\$39.40	\$41.40	\$42.60
			Part-day	\$34.20	\$30.20	\$32.00	\$33.60	\$35.40	\$37.40	\$38.40
		2 years	Full-day	\$37.40	\$33.40	\$35.20	\$37.00	\$38.80	\$40.80	\$42.00
			Part-day	\$34.00	\$30.00	\$31.80	\$33.40	\$35.20	\$37.00	\$38.20
	Preschool	3 years	Full-day	\$36.40	\$32.40	\$34.20	\$36.00	\$37.80	\$39.60	\$40.80
			Part-day	\$29.60	\$26.00	\$27.60	\$29.20	\$30.80	\$32.60	\$33.60
		4 years	Full-day	\$35.40	\$31.40	\$33.20	\$35.00	\$36.80	\$38.80	\$39.80
			Part-day	\$28.80	\$25.20	\$26.80	\$28.20	\$29.80	\$31.60	\$32.60
		5 years	Full-day	\$34.40	\$30.40	\$32.20	\$34.00	\$35.80	\$37.60	\$38.80
			Part-day	\$27.40	\$24.00	\$25.40	\$27.00	\$28.60	\$30.40	\$31.20
	School age	6-13 years	Full-day	\$34.00	\$30.00	\$31.80	\$33.40	\$35.20	\$37.20	\$38.20
			Part-day	\$26.80	\$23.40	\$24.80	\$26.40	\$28.00	\$29.60	\$30.60

LWDA 28 Gulf Coast

			Mean	30th percentile	40th percentile	Median	60th percentile	70th percentile	75th percentile	
Licensed Child Care Homes (rates from 169 out of 310 facilities in area)	Infant	0-11 months	Full-day	\$34.80	\$30.80	\$32.60	\$34.40	\$36.20	\$38.00	\$39.20
			Part-day	\$32.20	\$28.40	\$30.20	\$31.80	\$33.40	\$35.40	\$36.40
		12-17 months	Full-day	\$35.00	\$31.00	\$32.80	\$34.40	\$36.20	\$38.20	\$39.20
			Part-day	\$31.80	\$28.00	\$29.60	\$31.20	\$33.00	\$34.80	\$35.80
	Toddler	18-23 months	Full-day	\$34.60	\$30.60	\$32.40	\$34.20	\$36.00	\$37.80	\$39.00
			Part-day	\$31.20	\$27.40	\$29.00	\$30.60	\$32.40	\$34.20	\$35.20
		2 years	Full-day	\$33.00	\$29.20	\$30.80	\$32.60	\$34.20	\$36.20	\$37.20
			Part-day	\$31.80	\$28.00	\$29.60	\$31.20	\$33.00	\$34.80	\$35.80
	Preschool	3 years	Full-day	\$33.40	\$29.60	\$31.20	\$33.00	\$34.80	\$36.60	\$37.60
			Part-day	\$30.00	\$26.20	\$28.00	\$29.60	\$31.20	\$33.00	\$34.00
		4 years	Full-day	\$33.20	\$29.20	\$31.00	\$32.60	\$34.40	\$36.20	\$37.40
			Part-day	\$28.20	\$24.60	\$26.20	\$27.60	\$29.20	\$31.00	\$32.00
		5 years	Full-day	\$32.60	\$28.60	\$30.40	\$32.00	\$33.80	\$35.60	\$36.60
			Part-day	\$27.40	\$23.80	\$25.40	\$27.00	\$28.60	\$30.20	\$31.20
	School age	6-13 years	Full-day	\$31.60	\$27.80	\$29.40	\$31.20	\$32.80	\$34.60	\$35.60
			Part-day	\$27.00	\$23.40	\$25.00	\$26.40	\$28.00	\$29.80	\$30.60

LWDA 28 Gulf Coast

			Mean	30th percentile	40th percentile	Median	60th percentile	70th percentile	75th percentile	
Registered Child Care Homes (rates from 184 out of 1006 facilities in area)	Infant	0-11 months	Full-day	\$34.60	\$30.60	\$32.40	\$34.00	\$35.80	\$37.80	\$38.80
			Part-day	\$30.60	\$26.80	\$28.60	\$30.20	\$31.80	\$33.60	\$34.60
		12-17 months	Full-day	\$32.80	\$28.80	\$30.60	\$32.20	\$34.00	\$35.80	\$36.80
			Part-day	\$29.20	\$25.60	\$27.20	\$28.80	\$30.40	\$32.00	\$33.20
	Toddler	18-23 months	Full-day	\$33.20	\$29.20	\$31.00	\$32.60	\$34.40	\$36.20	\$37.40
			Part-day	\$28.40	\$24.80	\$26.40	\$28.00	\$29.60	\$31.40	\$32.40
		2 years	Full-day	\$32.60	\$28.80	\$30.40	\$32.20	\$33.80	\$35.80	\$36.80
			Part-day	\$28.40	\$24.80	\$26.40	\$28.00	\$29.60	\$31.40	\$32.40
	Preschool	3 years	Full-day	\$32.60	\$28.80	\$30.40	\$32.20	\$33.80	\$35.60	\$36.80
			Part-day	\$26.40	\$23.00	\$24.40	\$26.00	\$27.60	\$29.20	\$30.20
		4 years	Full-day	\$31.80	\$28.00	\$29.80	\$31.40	\$33.00	\$35.00	\$36.00
			Part-day	\$23.40	\$20.00	\$21.40	\$22.80	\$24.40	\$25.80	\$26.80
		5 years	Full-day	\$28.80	\$25.20	\$26.80	\$28.40	\$30.00	\$31.80	\$32.80
			Part-day	\$25.00	\$21.60	\$23.20	\$24.60	\$26.00	\$27.80	\$28.60
	School age	6-13 years	Full-day	\$28.20	\$24.60	\$26.20	\$27.60	\$29.20	\$31.00	\$32.00
			Part-day	\$22.80	\$19.60	\$21.00	\$22.40	\$23.80	\$25.40	\$26.20

State of Texas

			Mean	30th percentile	40th percentile	Median	60th percentile	70th percentile	75th percentile
Infant	0-11 months	Full-day	\$36.60	\$32.60	\$34.40	\$36.00	\$37.80	\$39.80	\$40.80
		Part-day	\$32.80	\$29.00	\$30.80	\$32.40	\$34.00	\$36.00	\$37.00
	12-17 months	Full-day	\$36.00	\$32.00	\$33.80	\$35.60	\$37.40	\$39.20	\$40.40
		Part-day	\$32.40	\$28.60	\$30.40	\$32.00	\$33.60	\$35.60	\$36.60
Toddler	18-23 months	Full-day	\$34.80	\$30.80	\$32.60	\$34.40	\$36.20	\$38.00	\$39.00
		Part-day	\$31.40	\$27.60	\$29.20	\$31.00	\$32.60	\$34.40	\$35.40
	2 years	Full-day	\$34.20	\$30.20	\$32.00	\$33.60	\$35.40	\$37.20	\$38.40
		Part-day	\$31.00	\$27.20	\$28.80	\$30.40	\$32.20	\$33.80	\$35.00
Preschool	3 years	Full-day	\$33.60	\$29.60	\$31.40	\$33.00	\$34.80	\$36.60	\$37.80
		Part-day	\$27.20	\$23.60	\$25.20	\$26.80	\$28.20	\$30.00	\$30.80
	4 years	Full-day	\$32.60	\$28.80	\$30.60	\$32.20	\$33.80	\$35.80	\$36.80
		Part-day	\$26.40	\$23.00	\$24.40	\$26.00	\$27.40	\$29.20	\$30.00
	5 years	Full-day	\$31.60	\$27.80	\$29.60	\$31.20	\$32.80	\$34.60	\$35.60
		Part-day	\$25.60	\$22.20	\$23.80	\$25.20	\$26.60	\$28.40	\$29.20
School age	6-13 years	Full-day	\$31.40	\$27.60	\$29.20	\$30.80	\$32.60	\$34.40	\$35.40
		Part-day	\$25.20	\$21.80	\$23.40	\$24.80	\$26.20	\$28.00	\$28.80

LWDA 1 Panhandle

			Mean	30th percentile	40th percentile	Median	60th percentile	70th percentile	75th percentile
Infant	0-11 months	Full-day	\$27.80	\$25.40	\$26.60	\$27.60	\$28.60	\$29.60	\$30.20
		Part-day	\$25.80	\$23.60	\$24.60	\$25.60	\$26.40	\$27.60	\$28.20
	12-17 months	Full-day	\$27.20	\$25.00	\$26.00	\$27.00	\$28.00	\$29.20	\$29.80
		Part-day	\$25.20	\$23.00	\$24.00	\$25.00	\$26.00	\$27.00	\$27.60
Toddler	18-23 months	Full-day	\$27.20	\$25.00	\$26.00	\$27.00	\$28.00	\$29.00	\$29.60
		Part-day	\$24.80	\$22.60	\$23.60	\$24.60	\$25.60	\$26.60	\$27.20
	2 years	Full-day	\$26.60	\$24.40	\$25.40	\$26.40	\$27.40	\$28.40	\$29.00
		Part-day	\$24.80	\$22.80	\$23.80	\$24.60	\$25.60	\$26.60	\$27.20
Preschool	3 years	Full-day	\$26.60	\$24.40	\$25.40	\$26.40	\$27.40	\$28.40	\$29.00
		Part-day	\$23.40	\$21.40	\$22.20	\$23.20	\$24.20	\$25.20	\$25.80
	4 years	Full-day	\$26.20	\$24.00	\$25.00	\$26.00	\$27.00	\$28.00	\$28.60
		Part-day	\$22.20	\$20.00	\$21.00	\$22.00	\$22.80	\$23.80	\$24.40
	5 years	Full-day	\$25.20	\$23.00	\$24.00	\$25.00	\$26.00	\$27.00	\$27.60
		Part-day	\$22.20	\$20.20	\$21.20	\$22.00	\$23.00	\$24.00	\$24.40
School age	6-13 years	Full-day	\$24.80	\$22.60	\$23.60	\$24.60	\$25.60	\$26.60	\$27.20
		Part-day	\$21.40	\$19.40	\$20.40	\$21.20	\$22.20	\$23.20	\$23.60

LWDA 2 South Plains

			Mean	30th percentile	40th percentile	Median	60th percentile	70th percentile	75th percentile
Infant	0-11 months	Full-day	\$27.00	\$24.80	\$25.80	\$26.80	\$27.80	\$28.80	\$29.40
		Part-day	\$25.00	\$22.80	\$23.80	\$24.80	\$25.80	\$26.80	\$27.40
	12-17 months	Full-day	\$26.60	\$24.40	\$25.40	\$26.40	\$27.40	\$28.40	\$29.00
		Part-day	\$24.60	\$22.40	\$23.40	\$24.40	\$25.20	\$26.40	\$27.00
Toddler	18-23 months	Full-day	\$26.40	\$24.20	\$25.20	\$26.20	\$27.20	\$28.20	\$28.80
		Part-day	\$24.00	\$22.00	\$23.00	\$23.80	\$24.80	\$25.80	\$26.40
	2 years	Full-day	\$25.80	\$23.60	\$24.60	\$25.60	\$26.60	\$27.80	\$28.40
		Part-day	\$24.20	\$22.00	\$23.00	\$24.00	\$25.00	\$26.00	\$26.60
Preschool	3 years	Full-day	\$25.80	\$23.60	\$24.60	\$25.60	\$26.60	\$27.60	\$28.20
		Part-day	\$22.60	\$20.60	\$21.60	\$22.40	\$23.40	\$24.40	\$25.00
	4 years	Full-day	\$25.40	\$23.20	\$24.20	\$25.20	\$26.20	\$27.20	\$27.80
		Part-day	\$21.40	\$19.40	\$20.40	\$21.20	\$22.20	\$23.20	\$23.60
	5 years	Full-day	\$24.40	\$22.40	\$23.40	\$24.20	\$25.20	\$26.20	\$26.80
		Part-day	\$21.60	\$19.60	\$20.40	\$21.40	\$22.20	\$23.20	\$23.80
School age	6-13 years	Full-day	\$24.00	\$22.00	\$23.00	\$23.80	\$24.80	\$25.80	\$26.40
		Part-day	\$20.80	\$18.80	\$19.80	\$20.60	\$21.40	\$22.40	\$23.00

LWDA 3 North Texas

			Mean	30th percentile	40th percentile	Median	60th percentile	70th percentile	75th percentile
Infant	0-11 months	Full-day	\$23.40	\$21.20	\$22.20	\$23.20	\$24.20	\$25.20	\$25.80
		Part-day	\$21.40	\$19.40	\$20.40	\$21.20	\$22.20	\$23.20	\$23.80
	12-17 months	Full-day	\$22.80	\$20.80	\$21.80	\$22.60	\$23.60	\$24.60	\$25.20
		Part-day	\$21.00	\$18.80	\$19.80	\$20.80	\$21.60	\$22.60	\$23.20
Toddler	18-23 months	Full-day	\$22.80	\$20.60	\$21.60	\$22.60	\$23.60	\$24.60	\$25.20
		Part-day	\$20.40	\$18.40	\$19.40	\$20.20	\$21.20	\$22.20	\$22.80
	2 years	Full-day	\$22.40	\$20.20	\$21.20	\$22.20	\$23.00	\$24.20	\$24.80
		Part-day	\$20.60	\$18.60	\$19.40	\$20.40	\$21.20	\$22.20	\$22.80
Preschool	3 years	Full-day	\$22.20	\$20.20	\$21.20	\$22.00	\$23.00	\$24.00	\$24.60
		Part-day	\$19.20	\$17.20	\$18.00	\$19.00	\$19.80	\$20.80	\$21.40
	4 years	Full-day	\$22.00	\$19.80	\$20.80	\$21.60	\$22.60	\$23.60	\$24.20
		Part-day	\$17.80	\$16.00	\$16.80	\$17.60	\$18.60	\$19.40	\$20.00
	5 years	Full-day	\$20.80	\$18.80	\$19.80	\$20.60	\$21.60	\$22.60	\$23.00
		Part-day	\$18.20	\$16.20	\$17.00	\$18.00	\$18.80	\$19.80	\$20.20
School age	6-13 years	Full-day	\$20.40	\$18.40	\$19.40	\$20.20	\$21.20	\$22.20	\$22.60
		Part-day	\$17.40	\$15.40	\$16.20	\$17.00	\$18.00	\$18.80	\$19.40

LWDA 4 North Central Texas

			Mean	30th percentile	40th percentile	Median	60th percentile	70th percentile	75th percentile
Infant	0-11 months	Full-day	\$39.40	\$34.40	\$36.60	\$38.80	\$41.00	\$43.60	\$44.80
		Part-day	\$35.20	\$30.40	\$32.40	\$34.40	\$36.60	\$38.80	\$40.20
	12-17 months	Full-day	\$38.40	\$33.40	\$35.60	\$37.80	\$40.00	\$42.40	\$43.60
		Part-day	\$34.00	\$29.40	\$31.40	\$33.40	\$35.40	\$37.80	\$39.00
Toddler	18-23 months	Full-day	\$38.20	\$33.20	\$35.40	\$37.60	\$39.80	\$42.20	\$43.40
		Part-day	\$33.20	\$28.40	\$30.40	\$32.40	\$34.60	\$36.80	\$38.00
	2 years	Full-day	\$37.00	\$32.20	\$34.40	\$36.40	\$38.60	\$41.00	\$42.20
		Part-day	\$33.20	\$28.60	\$30.60	\$32.60	\$34.60	\$37.00	\$38.20
Preschool	3 years	Full-day	\$37.00	\$32.00	\$34.20	\$36.20	\$38.40	\$40.80	\$42.20
		Part-day	\$30.40	\$25.80	\$27.80	\$29.60	\$31.60	\$33.80	\$35.00
	4 years	Full-day	\$36.20	\$31.40	\$33.40	\$35.60	\$37.60	\$40.00	\$41.40
		Part-day	\$27.60	\$23.40	\$25.20	\$27.00	\$28.80	\$30.80	\$32.00
	5 years	Full-day	\$34.00	\$29.20	\$31.20	\$33.20	\$35.40	\$37.60	\$38.80
		Part-day	\$28.00	\$23.60	\$25.60	\$27.40	\$29.20	\$31.20	\$32.40
School age	6-13 years	Full-day	\$33.00	\$28.40	\$30.40	\$32.40	\$34.40	\$36.60	\$38.00
		Part-day	\$26.40	\$22.20	\$24.00	\$25.60	\$27.60	\$29.60	\$30.60

LWDA 5 Tarrant County

			Mean	30th percentile	40th percentile	Median	60th percentile	70th percentile	75th percentile
Infant	0-11 months	Full-day	\$38.40	\$34.60	\$36.40	\$38.00	\$39.80	\$41.60	\$42.60
		Part-day	\$35.00	\$31.40	\$33.00	\$34.60	\$36.20	\$38.00	\$39.00
	12-17 months	Full-day	\$37.60	\$33.80	\$35.40	\$37.20	\$38.80	\$40.60	\$41.60
		Part-day	\$34.20	\$30.60	\$32.20	\$33.80	\$35.40	\$37.20	\$38.00
Toddler	18-23 months	Full-day	\$37.40	\$33.60	\$35.40	\$37.00	\$38.60	\$40.40	\$41.40
		Part-day	\$33.40	\$30.00	\$31.60	\$33.00	\$34.60	\$36.40	\$37.40
	2 years	Full-day	\$36.60	\$32.80	\$34.60	\$36.20	\$37.80	\$39.60	\$40.60
		Part-day	\$33.60	\$30.00	\$31.60	\$33.20	\$34.80	\$36.40	\$37.40
Preschool	3 years	Full-day	\$36.40	\$32.80	\$34.40	\$36.00	\$37.60	\$39.40	\$40.40
		Part-day	\$31.20	\$27.80	\$29.40	\$30.80	\$32.40	\$34.00	\$35.00
	4 years	Full-day	\$35.80	\$32.20	\$33.80	\$35.40	\$37.00	\$38.80	\$39.80
		Part-day	\$29.00	\$25.80	\$27.20	\$28.60	\$30.20	\$31.80	\$32.60
	5 years	Full-day	\$34.00	\$30.40	\$32.00	\$33.60	\$35.20	\$37.00	\$38.00
		Part-day	\$29.40	\$26.00	\$27.60	\$29.00	\$30.40	\$32.00	\$33.00
School age	6-13 years	Full-day	\$33.40	\$29.80	\$31.40	\$33.00	\$34.60	\$36.20	\$37.20
		Part-day	\$28.00	\$24.80	\$26.20	\$27.60	\$29.20	\$30.60	\$31.60

LWDA 6 Greater Dallas

			Mean	30th percentile	40th percentile	Median	60th percentile	70th percentile	75th percentile
Infant	0-11 months	Full-day	\$35.20	\$31.20	\$33.00	\$34.60	\$36.40	\$38.40	\$39.40
		Part-day	\$31.60	\$27.80	\$29.40	\$31.00	\$32.80	\$34.60	\$35.60
	12-17 months	Full-day	\$34.20	\$30.20	\$32.00	\$33.80	\$35.60	\$37.40	\$38.60
		Part-day	\$30.80	\$27.00	\$28.60	\$30.20	\$32.00	\$33.80	\$34.80
Toddler	18-23 months	Full-day	\$34.00	\$30.00	\$31.80	\$33.60	\$35.20	\$37.20	\$38.20
		Part-day	\$30.00	\$26.20	\$27.80	\$29.40	\$31.00	\$32.80	\$33.80
	2 years	Full-day	\$33.20	\$29.20	\$31.00	\$32.60	\$34.40	\$36.20	\$37.40
		Part-day	\$30.00	\$26.20	\$28.00	\$29.60	\$31.20	\$33.00	\$34.00
Preschool	3 years	Full-day	\$33.00	\$29.00	\$30.80	\$32.40	\$34.20	\$36.20	\$37.20
		Part-day	\$27.40	\$23.80	\$25.40	\$27.00	\$28.60	\$30.20	\$31.20
	4 years	Full-day	\$32.40	\$28.40	\$30.20	\$31.80	\$33.60	\$35.40	\$36.40
		Part-day	\$25.40	\$21.80	\$23.40	\$24.80	\$26.40	\$28.00	\$29.00
	5 years	Full-day	\$30.60	\$26.80	\$28.40	\$30.00	\$31.80	\$33.60	\$34.60
		Part-day	\$25.60	\$22.20	\$23.60	\$25.20	\$26.60	\$28.20	\$29.20
School age	6-13 years	Full-day	\$29.80	\$26.20	\$27.80	\$29.40	\$31.00	\$32.80	\$33.80
		Part-day	\$24.20	\$20.80	\$22.40	\$23.80	\$25.20	\$26.80	\$27.80

LWDA 7 Northeast Texas

			Mean	30th percentile	40th percentile	Median	60th percentile	70th percentile	75th percentile
Infant	0-11 months	Full-day	\$23.60	\$21.80	\$22.60	\$23.40	\$24.20	\$25.00	\$25.60
		Part-day	\$22.00	\$20.40	\$21.20	\$21.80	\$22.60	\$23.40	\$24.00
	12-17 months	Full-day	\$23.20	\$21.40	\$22.20	\$23.00	\$23.80	\$24.80	\$25.20
		Part-day	\$21.60	\$20.00	\$20.80	\$21.60	\$22.20	\$23.00	\$23.60
Toddler	18-23 months	Full-day	\$23.20	\$21.40	\$22.20	\$23.00	\$23.80	\$24.60	\$25.00
		Part-day	\$21.40	\$19.60	\$20.40	\$21.20	\$22.00	\$22.80	\$23.20
	2 years	Full-day	\$22.60	\$21.00	\$21.80	\$22.60	\$23.20	\$24.20	\$24.60
		Part-day	\$21.40	\$19.80	\$20.60	\$21.20	\$22.00	\$22.80	\$23.20
Preschool	3 years	Full-day	\$22.60	\$21.00	\$21.80	\$22.40	\$23.20	\$24.20	\$24.60
		Part-day	\$20.20	\$18.60	\$19.40	\$20.20	\$20.80	\$21.60	\$22.20
	4 years	Full-day	\$22.40	\$20.60	\$21.40	\$22.20	\$23.00	\$23.80	\$24.40
		Part-day	\$19.20	\$17.80	\$18.40	\$19.20	\$19.80	\$20.60	\$21.00
	5 years	Full-day	\$21.60	\$20.00	\$20.80	\$21.60	\$22.20	\$23.00	\$23.60
		Part-day	\$19.40	\$17.80	\$18.40	\$19.20	\$20.00	\$20.60	\$21.20
School age	6-13 years	Full-day	\$21.40	\$19.60	\$20.40	\$21.20	\$22.00	\$22.80	\$23.20
		Part-day	\$18.80	\$17.20	\$18.00	\$18.60	\$19.40	\$20.20	\$20.60

LWDA 8 East Texas

			Mean	30th percentile	40th percentile	Median	60th percentile	70th percentile	75th percentile
Infant	0-11 months	Full-day	\$24.00	\$22.20	\$23.00	\$23.80	\$24.60	\$25.60	\$26.00
		Part-day	\$22.40	\$20.60	\$21.40	\$22.20	\$23.00	\$23.80	\$24.40
	12-17 months	Full-day	\$23.60	\$21.80	\$22.60	\$23.40	\$24.20	\$25.20	\$25.60
		Part-day	\$22.00	\$20.40	\$21.00	\$21.80	\$22.60	\$23.40	\$24.00
Toddler	18-23 months	Full-day	\$23.40	\$21.80	\$22.60	\$23.40	\$24.20	\$25.00	\$25.40
		Part-day	\$21.60	\$20.00	\$20.80	\$21.40	\$22.20	\$23.00	\$23.60
	2 years	Full-day	\$23.00	\$21.40	\$22.20	\$23.00	\$23.80	\$24.60	\$25.00
		Part-day	\$21.60	\$20.00	\$20.80	\$21.60	\$22.40	\$23.20	\$23.60
Preschool	3 years	Full-day	\$23.00	\$21.20	\$22.00	\$22.80	\$23.60	\$24.60	\$25.00
		Part-day	\$20.60	\$18.80	\$19.60	\$20.40	\$21.20	\$22.00	\$22.40
	4 years	Full-day	\$22.80	\$21.00	\$21.80	\$22.60	\$23.40	\$24.20	\$24.60
		Part-day	\$19.60	\$18.00	\$18.60	\$19.40	\$20.00	\$20.80	\$21.40
	5 years	Full-day	\$22.00	\$20.20	\$21.00	\$21.80	\$22.60	\$23.40	\$23.80
		Part-day	\$19.60	\$18.00	\$18.80	\$19.40	\$20.20	\$21.00	\$21.40
School age	6-13 years	Full-day	\$21.60	\$20.00	\$20.80	\$21.40	\$22.20	\$23.00	\$23.60
		Part-day	\$19.00	\$17.40	\$18.20	\$18.80	\$19.60	\$20.40	\$20.80

LWDA 9 West Central Texas

			Mean	30th percentile	40th percentile	Median	60th percentile	70th percentile	75th percentile
Infant	0-11 months	Full-day	\$24.40	\$22.20	\$23.20	\$24.20	\$25.20	\$26.20	\$26.80
		Part-day	\$22.40	\$20.20	\$21.20	\$22.20	\$23.00	\$24.20	\$24.60
	12-17 months	Full-day	\$23.80	\$21.80	\$22.60	\$23.60	\$24.60	\$25.60	\$26.20
		Part-day	\$22.00	\$19.80	\$20.80	\$21.60	\$22.60	\$23.60	\$24.20
Toddler	18-23 months	Full-day	\$23.80	\$21.60	\$22.60	\$23.60	\$24.40	\$25.60	\$26.20
		Part-day	\$21.40	\$19.40	\$20.40	\$21.20	\$22.20	\$23.20	\$23.80
	2 years	Full-day	\$23.20	\$21.20	\$22.20	\$23.00	\$24.00	\$25.00	\$25.60
		Part-day	\$21.60	\$19.40	\$20.40	\$21.40	\$22.20	\$23.20	\$23.80
Preschool	3 years	Full-day	\$23.20	\$21.00	\$22.00	\$23.00	\$24.00	\$25.00	\$25.60
		Part-day	\$20.00	\$18.20	\$19.00	\$19.80	\$20.80	\$21.80	\$22.20
	4 years	Full-day	\$22.80	\$20.80	\$21.60	\$22.60	\$23.60	\$24.60	\$25.20
		Part-day	\$18.80	\$17.00	\$17.80	\$18.60	\$19.60	\$20.40	\$21.00
	5 years	Full-day	\$21.80	\$19.80	\$20.60	\$21.60	\$22.60	\$23.60	\$24.00
		Part-day	\$19.00	\$17.20	\$18.00	\$18.80	\$19.60	\$20.60	\$21.20
School age	6-13 years	Full-day	\$21.40	\$19.40	\$20.40	\$21.20	\$22.20	\$23.20	\$23.60
		Part-day	\$18.20	\$16.40	\$17.20	\$18.00	\$19.00	\$19.80	\$20.40

LWDA 10 Borderplex

			Mean	30th percentile	40th percentile	Median	60th percentile	70th percentile	75th percentile
Infant	0-11 months	Full-day	\$25.20	\$23.20	\$24.20	\$25.00	\$26.00	\$27.00	\$27.60
		Part-day	\$23.40	\$21.40	\$22.40	\$23.20	\$24.20	\$25.00	\$25.60
	12-17 months	Full-day	\$24.80	\$22.80	\$23.80	\$24.60	\$25.60	\$26.60	\$27.20
		Part-day	\$23.00	\$21.00	\$22.00	\$22.80	\$23.80	\$24.60	\$25.20
Toddler	18-23 months	Full-day	\$24.60	\$22.60	\$23.60	\$24.60	\$25.40	\$26.40	\$27.00
		Part-day	\$22.60	\$20.60	\$21.60	\$22.40	\$23.20	\$24.20	\$24.80
	2 years	Full-day	\$24.20	\$22.20	\$23.20	\$24.00	\$25.00	\$26.00	\$26.40
		Part-day	\$22.60	\$20.60	\$21.60	\$22.40	\$23.40	\$24.40	\$24.80
Preschool	3 years	Full-day	\$24.20	\$22.00	\$23.00	\$24.00	\$24.80	\$25.80	\$26.40
		Part-day	\$21.20	\$19.40	\$20.20	\$21.00	\$22.00	\$22.80	\$23.40
	4 years	Full-day	\$23.80	\$21.80	\$22.80	\$23.60	\$24.60	\$25.60	\$26.00
		Part-day	\$20.20	\$18.40	\$19.20	\$20.00	\$20.80	\$21.80	\$22.20
	5 years	Full-day	\$23.00	\$21.00	\$21.80	\$22.80	\$23.60	\$24.60	\$25.20
		Part-day	\$20.20	\$18.40	\$19.20	\$20.00	\$20.80	\$21.80	\$22.20
School age	6-13 years	Full-day	\$22.60	\$20.60	\$21.60	\$22.40	\$23.20	\$24.20	\$24.80
		Part-day	\$19.60	\$17.80	\$18.60	\$19.40	\$20.20	\$21.00	\$21.60

LWDA 11 Permian Basin

			Mean	30th percentile	40th percentile	Median	60th percentile	70th percentile	75th percentile
Infant	0-11 months	Full-day	\$27.60	\$25.20	\$26.40	\$27.40	\$28.60	\$29.80	\$30.40
		Part-day	\$25.60	\$23.20	\$24.40	\$25.40	\$26.40	\$27.60	\$28.20
	12-17 months	Full-day	\$27.40	\$25.00	\$26.00	\$27.20	\$28.20	\$29.40	\$30.00
		Part-day	\$25.20	\$22.80	\$24.00	\$25.00	\$26.00	\$27.20	\$27.80
Toddler	18-23 months	Full-day	\$27.20	\$24.80	\$25.80	\$26.80	\$28.00	\$29.20	\$29.80
		Part-day	\$24.80	\$22.40	\$23.40	\$24.40	\$25.60	\$26.60	\$27.20
	2 years	Full-day	\$26.40	\$24.20	\$25.20	\$26.20	\$27.40	\$28.40	\$29.20
		Part-day	\$24.80	\$22.60	\$23.60	\$24.60	\$25.60	\$26.80	\$27.40
Preschool	3 years	Full-day	\$26.40	\$24.00	\$25.20	\$26.20	\$27.20	\$28.40	\$29.00
		Part-day	\$23.20	\$21.00	\$22.00	\$23.00	\$24.00	\$25.00	\$25.60
	4 years	Full-day	\$26.00	\$23.80	\$24.80	\$25.80	\$26.80	\$28.00	\$28.60
		Part-day	\$22.00	\$19.80	\$20.80	\$21.80	\$22.80	\$23.80	\$24.40
	5 years	Full-day	\$25.20	\$22.80	\$24.00	\$25.00	\$26.00	\$27.20	\$27.80
		Part-day	\$22.00	\$19.80	\$20.80	\$21.60	\$22.60	\$23.80	\$24.40
School age	6-13 years	Full-day	\$24.80	\$22.40	\$23.40	\$24.40	\$25.60	\$26.60	\$27.20
		Part-day	\$21.20	\$19.20	\$20.00	\$21.00	\$22.00	\$23.00	\$23.60

LWDA 12 Concho Valley

			Mean	30th percentile	40th percentile	Median	60th percentile	70th percentile	75th percentile
Infant	0-11 months	Full-day	\$22.60	\$21.00	\$21.80	\$22.40	\$23.20	\$23.80	\$24.20
		Part-day	\$21.40	\$19.80	\$20.60	\$21.20	\$22.00	\$22.60	\$23.00
	12-17 months	Full-day	\$22.40	\$21.00	\$21.60	\$22.40	\$23.00	\$23.80	\$24.20
		Part-day	\$21.00	\$19.60	\$20.40	\$21.00	\$21.60	\$22.40	\$22.80
Toddler	18-23 months	Full-day	\$22.40	\$20.80	\$21.60	\$22.20	\$22.80	\$23.60	\$24.00
		Part-day	\$20.80	\$19.40	\$20.00	\$20.80	\$21.40	\$22.20	\$22.60
	2 years	Full-day	\$21.80	\$20.20	\$21.00	\$21.60	\$22.40	\$23.00	\$23.60
		Part-day	\$21.00	\$19.60	\$20.20	\$20.80	\$21.60	\$22.20	\$22.60
Preschool	3 years	Full-day	\$21.80	\$20.40	\$21.00	\$21.80	\$22.40	\$23.20	\$23.60
		Part-day	\$20.20	\$18.60	\$19.40	\$20.00	\$20.60	\$21.40	\$21.80
	4 years	Full-day	\$21.60	\$20.20	\$21.00	\$21.60	\$22.20	\$23.00	\$23.40
		Part-day	\$19.40	\$18.00	\$18.60	\$19.20	\$19.80	\$20.60	\$21.00
	5 years	Full-day	\$21.20	\$19.80	\$20.40	\$21.20	\$21.80	\$22.60	\$23.00
		Part-day	\$19.20	\$17.80	\$18.40	\$19.00	\$19.80	\$20.40	\$20.80
School age	6-13 years	Full-day	\$21.00	\$19.40	\$20.20	\$20.80	\$21.40	\$22.20	\$22.60
		Part-day	\$18.80	\$17.40	\$18.20	\$18.80	\$19.40	\$20.00	\$20.40

LWDA 13 Heart of Texas

			Mean	30th percentile	40th percentile	Median	60th percentile	70th percentile	75th percentile
Infant	0-11 months	Full-day	\$25.40	\$23.40	\$24.40	\$25.20	\$26.20	\$27.20	\$27.80
		Part-day	\$23.60	\$21.60	\$22.40	\$23.40	\$24.20	\$25.20	\$25.80
	12-17 months	Full-day	\$24.80	\$22.80	\$23.80	\$24.60	\$25.60	\$26.60	\$27.20
		Part-day	\$23.00	\$21.00	\$22.00	\$22.80	\$23.80	\$24.60	\$25.20
Toddler	18-23 months	Full-day	\$24.80	\$22.80	\$23.80	\$24.60	\$25.60	\$26.60	\$27.00
		Part-day	\$22.60	\$20.60	\$21.60	\$22.40	\$23.40	\$24.20	\$24.80
	2 years	Full-day	\$24.40	\$22.40	\$23.40	\$24.20	\$25.20	\$26.00	\$26.60
		Part-day	\$22.60	\$20.80	\$21.60	\$22.60	\$23.40	\$24.40	\$24.80
Preschool	3 years	Full-day	\$24.40	\$22.40	\$23.20	\$24.20	\$25.00	\$26.00	\$26.60
		Part-day	\$21.40	\$19.60	\$20.40	\$21.20	\$22.00	\$23.00	\$23.40
	4 years	Full-day	\$24.00	\$22.00	\$23.00	\$23.80	\$24.80	\$25.60	\$26.20
		Part-day	\$20.20	\$18.40	\$19.20	\$20.00	\$20.80	\$21.60	\$22.20
	5 years	Full-day	\$23.00	\$21.00	\$21.80	\$22.80	\$23.60	\$24.60	\$25.20
		Part-day	\$20.40	\$18.60	\$19.40	\$20.20	\$21.00	\$22.00	\$22.40
School age	6-13 years	Full-day	\$22.60	\$20.60	\$21.60	\$22.40	\$23.20	\$24.20	\$24.80
		Part-day	\$19.60	\$17.80	\$18.60	\$19.40	\$20.20	\$21.20	\$21.60

LWDA 14 Capital Area

			Mean	30th percentile	40th percentile	Median	60th percentile	70th percentile	75th percentile
Infant	0-11 months	Full-day	\$45.60	\$40.60	\$42.80	\$45.00	\$47.40	\$49.80	\$51.20
		Part-day	\$41.40	\$36.40	\$38.60	\$40.80	\$43.00	\$45.20	\$46.60
	12-17 months	Full-day	\$44.80	\$39.80	\$42.00	\$44.20	\$46.40	\$48.80	\$50.20
		Part-day	\$40.40	\$35.60	\$37.60	\$39.80	\$42.00	\$44.20	\$45.60
Toddler	18-23 months	Full-day	\$44.40	\$39.40	\$41.60	\$43.80	\$46.20	\$48.60	\$50.00
		Part-day	\$39.40	\$34.60	\$36.80	\$38.80	\$41.00	\$43.20	\$44.60
	2 years	Full-day	\$43.20	\$38.20	\$40.40	\$42.60	\$44.80	\$47.20	\$48.60
		Part-day	\$39.60	\$34.80	\$37.00	\$39.00	\$41.20	\$43.40	\$44.80
Preschool	3 years	Full-day	\$43.20	\$38.20	\$40.40	\$42.60	\$44.80	\$47.20	\$48.40
		Part-day	\$36.60	\$32.00	\$34.00	\$36.00	\$38.00	\$40.20	\$41.40
	4 years	Full-day	\$42.40	\$37.40	\$39.60	\$41.80	\$44.00	\$46.40	\$47.80
		Part-day	\$34.00	\$29.40	\$31.40	\$33.40	\$35.20	\$37.40	\$38.60
	5 years	Full-day	\$40.40	\$35.60	\$37.60	\$39.80	\$42.00	\$44.20	\$45.60
		Part-day	\$34.00	\$29.60	\$31.40	\$33.40	\$35.40	\$37.60	\$38.80
School age	6-13 years	Full-day	\$39.40	\$34.60	\$36.80	\$38.80	\$41.00	\$43.20	\$44.60
		Part-day	\$32.60	\$28.20	\$30.00	\$32.00	\$33.80	\$36.00	\$37.20

LWDA 15 Rural Capital Area

			Mean	30th percentile	40th percentile	Median	60th percentile	70th percentile	75th percentile
Infant	0-11 months	Full-day	\$39.00	\$34.80	\$36.60	\$38.40	\$40.20	\$42.20	\$43.40
		Part-day	\$35.00	\$31.20	\$33.00	\$34.60	\$36.40	\$38.20	\$39.40
	12-17 months	Full-day	\$37.60	\$33.60	\$35.40	\$37.20	\$39.00	\$40.80	\$42.00
		Part-day	\$34.00	\$30.00	\$31.80	\$33.40	\$35.20	\$37.00	\$38.20
Toddler	18-23 months	Full-day	\$37.60	\$33.60	\$35.40	\$37.20	\$39.00	\$41.00	\$42.00
		Part-day	\$33.20	\$29.40	\$31.00	\$32.80	\$34.40	\$36.20	\$37.40
	2 years	Full-day	\$37.00	\$33.00	\$34.80	\$36.40	\$38.20	\$40.20	\$41.20
		Part-day	\$33.20	\$29.40	\$31.20	\$32.80	\$34.60	\$36.40	\$37.40
Preschool	3 years	Full-day	\$36.80	\$32.80	\$34.60	\$36.40	\$38.20	\$40.20	\$41.20
		Part-day	\$31.00	\$27.20	\$29.00	\$30.60	\$32.20	\$34.00	\$35.00
	4 years	Full-day	\$36.20	\$32.20	\$34.00	\$35.80	\$37.40	\$39.40	\$40.60
		Part-day	\$28.20	\$24.60	\$26.20	\$27.80	\$29.40	\$31.00	\$32.00
	5 years	Full-day	\$33.80	\$30.00	\$31.60	\$33.20	\$35.00	\$36.80	\$37.80
		Part-day	\$29.20	\$25.60	\$27.20	\$28.80	\$30.40	\$32.00	\$33.00
School age	6-13 years	Full-day	\$33.00	\$29.20	\$31.00	\$32.60	\$34.20	\$36.00	\$37.20
		Part-day	\$27.40	\$24.00	\$25.40	\$27.00	\$28.40	\$30.20	\$31.20

LWDA 16 Brazos Valley

			Mean	30th percentile	40th percentile	Median	60th percentile	70th percentile	75th percentile
Infant	0-11 months	Full-day	\$31.60	\$28.80	\$30.20	\$31.40	\$32.60	\$34.00	\$34.80
		Part-day	\$29.20	\$26.40	\$27.60	\$28.80	\$30.20	\$31.40	\$32.20
	12-17 months	Full-day	\$31.20	\$28.40	\$29.60	\$30.80	\$32.20	\$33.60	\$34.20
		Part-day	\$28.60	\$26.00	\$27.20	\$28.40	\$29.60	\$30.80	\$31.60
Toddler	18-23 months	Full-day	\$31.00	\$28.20	\$29.40	\$30.60	\$32.00	\$33.20	\$34.00
		Part-day	\$28.00	\$25.40	\$26.60	\$27.80	\$29.00	\$30.20	\$31.00
	2 years	Full-day	\$30.20	\$27.40	\$28.80	\$30.00	\$31.20	\$32.60	\$33.40
		Part-day	\$28.20	\$25.40	\$26.60	\$27.80	\$29.00	\$30.40	\$31.00
Preschool	3 years	Full-day	\$30.20	\$27.40	\$28.60	\$29.80	\$31.20	\$32.40	\$33.20
		Part-day	\$26.20	\$23.60	\$24.80	\$26.00	\$27.00	\$28.40	\$29.00
	4 years	Full-day	\$29.60	\$27.00	\$28.20	\$29.40	\$30.60	\$32.00	\$32.80
		Part-day	\$24.80	\$22.20	\$23.40	\$24.40	\$25.60	\$26.80	\$27.40
	5 years	Full-day	\$28.40	\$25.80	\$27.00	\$28.20	\$29.40	\$30.80	\$31.40
		Part-day	\$24.80	\$22.20	\$23.40	\$24.40	\$25.60	\$26.80	\$27.60
School age	6-13 years	Full-day	\$28.00	\$25.40	\$26.60	\$27.80	\$29.00	\$30.20	\$31.00
		Part-day	\$23.80	\$21.40	\$22.40	\$23.60	\$24.60	\$26.00	\$26.60

LWDA 17 Deep East Texas

			Mean	30th percentile	40th percentile	Median	60th percentile	70th percentile	75th percentile
Infant	0-11 months	Full-day	\$23.60	\$21.60	\$22.60	\$23.40	\$24.20	\$25.20	\$25.60
		Part-day	\$21.80	\$20.00	\$20.80	\$21.60	\$22.40	\$23.40	\$23.80
	12-17 months	Full-day	\$23.00	\$21.20	\$22.00	\$23.00	\$23.80	\$24.60	\$25.20
		Part-day	\$21.40	\$19.60	\$20.40	\$21.20	\$22.00	\$22.80	\$23.40
Toddler	18-23 months	Full-day	\$23.00	\$21.20	\$22.00	\$22.80	\$23.60	\$24.60	\$25.20
		Part-day	\$21.00	\$19.20	\$20.00	\$20.80	\$21.60	\$22.60	\$23.00
	2 years	Full-day	\$22.60	\$20.80	\$21.60	\$22.40	\$23.20	\$24.20	\$24.60
		Part-day	\$21.00	\$19.20	\$20.20	\$20.80	\$21.60	\$22.60	\$23.00
Preschool	3 years	Full-day	\$22.60	\$20.80	\$21.60	\$22.40	\$23.20	\$24.20	\$24.60
		Part-day	\$19.80	\$18.20	\$19.00	\$19.80	\$20.40	\$21.40	\$21.80
	4 years	Full-day	\$22.20	\$20.40	\$21.20	\$22.00	\$23.00	\$23.80	\$24.40
		Part-day	\$18.80	\$17.00	\$17.80	\$18.60	\$19.40	\$20.20	\$20.60
	5 years	Full-day	\$21.20	\$19.60	\$20.40	\$21.20	\$22.00	\$22.80	\$23.20
		Part-day	\$19.00	\$17.20	\$18.00	\$18.80	\$19.60	\$20.40	\$20.80
School age	6-13 years	Full-day	\$21.00	\$19.20	\$20.00	\$20.80	\$21.60	\$22.40	\$23.00
		Part-day	\$18.20	\$16.60	\$17.40	\$18.00	\$18.80	\$19.60	\$20.00

LWDA 18 Southeast Texas

			Mean	30th percentile	40th percentile	Median	60th percentile	70th percentile	75th percentile
Infant	0-11 months	Full-day	\$25.40	\$23.40	\$24.40	\$25.20	\$26.00	\$27.00	\$27.60
		Part-day	\$23.60	\$21.60	\$22.60	\$23.40	\$24.20	\$25.20	\$25.80
	12-17 months	Full-day	\$25.00	\$23.00	\$24.00	\$24.80	\$25.80	\$26.60	\$27.20
		Part-day	\$23.20	\$21.40	\$22.20	\$23.00	\$23.80	\$24.80	\$25.40
Toddler	18-23 months	Full-day	\$24.80	\$22.80	\$23.80	\$24.60	\$25.60	\$26.40	\$27.00
		Part-day	\$22.80	\$21.00	\$21.80	\$22.60	\$23.40	\$24.40	\$25.00
	2 years	Full-day	\$24.40	\$22.40	\$23.40	\$24.20	\$25.00	\$26.00	\$26.60
		Part-day	\$22.80	\$21.00	\$21.80	\$22.60	\$23.60	\$24.40	\$25.00
Preschool	3 years	Full-day	\$24.20	\$22.40	\$23.20	\$24.00	\$25.00	\$26.00	\$26.40
		Part-day	\$21.60	\$19.60	\$20.60	\$21.40	\$22.20	\$23.00	\$23.60
	4 years	Full-day	\$24.00	\$22.00	\$23.00	\$23.80	\$24.60	\$25.60	\$26.20
		Part-day	\$20.40	\$18.60	\$19.60	\$20.40	\$21.20	\$22.00	\$22.40
	5 years	Full-day	\$23.20	\$21.20	\$22.20	\$23.00	\$23.80	\$24.80	\$25.20
		Part-day	\$20.40	\$18.60	\$19.60	\$20.40	\$21.20	\$22.00	\$22.40
School age	6-13 years	Full-day	\$22.80	\$21.00	\$21.80	\$22.60	\$23.40	\$24.40	\$24.80
		Part-day	\$19.80	\$18.20	\$19.00	\$19.60	\$20.40	\$21.40	\$21.80

LWDA 19 Golden Crescent

			Mean	30th percentile	40th percentile	Median	60th percentile	70th percentile	75th percentile
Infant	0-11 months	Full-day	\$24.00	\$22.20	\$23.20	\$24.00	\$24.80	\$25.60	\$26.20
		Part-day	\$22.40	\$20.80	\$21.60	\$22.40	\$23.20	\$24.00	\$24.40
	12-17 months	Full-day	\$23.80	\$22.00	\$22.80	\$23.60	\$24.40	\$25.20	\$25.80
		Part-day	\$22.20	\$20.40	\$21.20	\$22.00	\$22.80	\$23.60	\$24.00
Toddler	18-23 months	Full-day	\$23.60	\$21.80	\$22.60	\$23.40	\$24.40	\$25.20	\$25.60
		Part-day	\$21.80	\$20.00	\$20.80	\$21.60	\$22.40	\$23.20	\$23.80
	2 years	Full-day	\$23.20	\$21.40	\$22.20	\$23.00	\$23.80	\$24.60	\$25.20
		Part-day	\$21.80	\$20.20	\$21.00	\$21.80	\$22.60	\$23.40	\$23.80
Preschool	3 years	Full-day	\$23.20	\$21.40	\$22.20	\$23.00	\$23.80	\$24.60	\$25.20
		Part-day	\$20.80	\$19.00	\$19.80	\$20.60	\$21.40	\$22.20	\$22.60
	4 years	Full-day	\$22.80	\$21.20	\$22.00	\$22.80	\$23.60	\$24.40	\$24.80
		Part-day	\$19.80	\$18.00	\$18.80	\$19.60	\$20.40	\$21.20	\$21.60
	5 years	Full-day	\$22.20	\$20.40	\$21.20	\$22.00	\$22.80	\$23.60	\$24.00
		Part-day	\$19.80	\$18.20	\$19.00	\$19.60	\$20.40	\$21.20	\$21.60
School age	6-13 years	Full-day	\$21.80	\$20.00	\$20.80	\$21.60	\$22.40	\$23.20	\$23.80
		Part-day	\$19.20	\$17.60	\$18.40	\$19.00	\$19.80	\$20.60	\$21.00

LWDA 20 Alamo

			Mean	30th percentile	40th percentile	Median	60th percentile	70th percentile	75th percentile
Infant	0-11 months	Full-day	\$34.60	\$31.40	\$32.80	\$34.40	\$35.80	\$37.40	\$38.20
		Part-day	\$31.80	\$28.60	\$30.00	\$31.40	\$32.80	\$34.40	\$35.20
	12-17 months	Full-day	\$33.80	\$30.60	\$32.20	\$33.60	\$35.00	\$36.60	\$37.40
		Part-day	\$31.00	\$28.00	\$29.40	\$30.60	\$32.00	\$33.60	\$34.40
Toddler	18-23 months	Full-day	\$33.80	\$30.60	\$32.00	\$33.40	\$34.80	\$36.40	\$37.40
		Part-day	\$30.40	\$27.40	\$28.60	\$30.00	\$31.40	\$32.80	\$33.80
	2 years	Full-day	\$33.00	\$29.80	\$31.40	\$32.80	\$34.20	\$35.60	\$36.60
		Part-day	\$30.40	\$27.40	\$28.80	\$30.20	\$31.60	\$33.00	\$33.80
Preschool	3 years	Full-day	\$33.00	\$29.80	\$31.20	\$32.60	\$34.00	\$35.60	\$36.60
		Part-day	\$28.60	\$25.60	\$26.80	\$28.20	\$29.60	\$31.00	\$31.80
	4 years	Full-day	\$32.40	\$29.40	\$30.80	\$32.20	\$33.60	\$35.20	\$36.00
		Part-day	\$26.60	\$23.80	\$25.00	\$26.20	\$27.60	\$29.00	\$29.80
	5 years	Full-day	\$31.00	\$27.80	\$29.20	\$30.60	\$32.00	\$33.40	\$34.40
		Part-day	\$27.00	\$24.00	\$25.40	\$26.60	\$27.80	\$29.20	\$30.00
School age	6-13 years	Full-day	\$30.40	\$27.20	\$28.60	\$30.00	\$31.40	\$32.80	\$33.60
		Part-day	\$25.80	\$23.00	\$24.20	\$25.40	\$26.60	\$28.00	\$28.80

LWDA 21 South Texas

			Mean	30th percentile	40th percentile	Median	60th percentile	70th percentile	75th percentile
Infant	0-11 months	Full-day	\$25.40	\$23.60	\$24.40	\$25.20	\$26.20	\$27.00	\$27.60
		Part-day	\$23.60	\$21.80	\$22.60	\$23.60	\$24.40	\$25.20	\$25.80
	12-17 months	Full-day	\$25.00	\$23.00	\$24.00	\$24.80	\$25.60	\$26.60	\$27.20
		Part-day	\$23.20	\$21.40	\$22.20	\$23.00	\$24.00	\$24.80	\$25.40
Toddler	18-23 months	Full-day	\$24.80	\$23.00	\$23.80	\$24.80	\$25.60	\$26.60	\$27.00
		Part-day	\$22.80	\$21.00	\$21.80	\$22.60	\$23.60	\$24.40	\$25.00
	2 years	Full-day	\$24.40	\$22.60	\$23.40	\$24.40	\$25.20	\$26.00	\$26.60
		Part-day	\$22.80	\$21.00	\$22.00	\$22.80	\$23.60	\$24.40	\$25.00
Preschool	3 years	Full-day	\$24.40	\$22.60	\$23.40	\$24.20	\$25.00	\$26.00	\$26.60
		Part-day	\$21.60	\$19.80	\$20.60	\$21.40	\$22.20	\$23.20	\$23.60
	4 years	Full-day	\$24.00	\$22.20	\$23.00	\$24.00	\$24.80	\$25.60	\$26.20
		Part-day	\$20.40	\$18.80	\$19.60	\$20.40	\$21.20	\$22.00	\$22.40
	5 years	Full-day	\$23.20	\$21.40	\$22.20	\$23.00	\$23.80	\$24.80	\$25.20
		Part-day	\$20.60	\$19.00	\$19.80	\$20.40	\$21.20	\$22.20	\$22.60
School age	6-13 years	Full-day	\$22.80	\$21.00	\$21.80	\$22.60	\$23.40	\$24.40	\$24.80
		Part-day	\$20.00	\$18.20	\$19.00	\$19.80	\$20.60	\$21.40	\$21.80

LWDA 22 Coastal Bend

			Mean	30th percentile	40th percentile	Median	60th percentile	70th percentile	75th percentile
Infant	0-11 months	Full-day	\$28.60	\$26.20	\$27.40	\$28.40	\$29.40	\$30.60	\$31.40
		Part-day	\$26.40	\$24.20	\$25.20	\$26.20	\$27.40	\$28.40	\$29.00
	12-17 months	Full-day	\$28.20	\$25.80	\$26.80	\$28.00	\$29.00	\$30.20	\$30.80
		Part-day	\$26.00	\$23.80	\$24.80	\$25.80	\$26.80	\$28.00	\$28.60
Toddler	18-23 months	Full-day	\$28.00	\$25.60	\$26.80	\$27.80	\$28.80	\$30.00	\$30.60
		Part-day	\$25.60	\$23.20	\$24.40	\$25.20	\$26.40	\$27.40	\$28.00
	2 years	Full-day	\$27.40	\$25.20	\$26.20	\$27.20	\$28.20	\$29.40	\$30.00
		Part-day	\$25.60	\$23.40	\$24.40	\$25.40	\$26.40	\$27.40	\$28.20
Preschool	3 years	Full-day	\$27.40	\$25.00	\$26.20	\$27.20	\$28.20	\$29.40	\$30.00
		Part-day	\$24.00	\$21.80	\$22.80	\$23.80	\$24.80	\$25.80	\$26.40
	4 years	Full-day	\$27.00	\$24.60	\$25.80	\$26.80	\$27.80	\$29.00	\$29.60
		Part-day	\$22.60	\$20.60	\$21.60	\$22.40	\$23.40	\$24.40	\$25.00
	5 years	Full-day	\$26.00	\$23.60	\$24.60	\$25.60	\$26.80	\$27.80	\$28.40
		Part-day	\$22.80	\$20.60	\$21.60	\$22.60	\$23.60	\$24.60	\$25.20
School age	6-13 years	Full-day	\$25.40	\$23.20	\$24.20	\$25.20	\$26.20	\$27.40	\$28.00
		Part-day	\$22.00	\$20.00	\$20.80	\$21.80	\$22.80	\$23.80	\$24.40

LWDA 23 Lower Rio Grande Valley

			Mean	30th percentile	40th percentile	Median	60th percentile	70th percentile	75th percentile
Infant	0-11 months	Full-day	\$29.60	\$27.40	\$28.40	\$29.60	\$30.60	\$31.60	\$32.20
		Part-day	\$27.60	\$25.40	\$26.40	\$27.40	\$28.40	\$29.60	\$30.20
	12-17 months	Full-day	\$29.20	\$27.00	\$28.00	\$29.00	\$30.00	\$31.20	\$31.80
		Part-day	\$27.20	\$25.00	\$26.00	\$27.00	\$28.00	\$29.00	\$29.60
Toddler	18-23 months	Full-day	\$29.00	\$26.80	\$27.80	\$28.80	\$29.80	\$31.00	\$31.60
		Part-day	\$26.80	\$24.60	\$25.60	\$26.60	\$27.60	\$28.60	\$29.20
	2 years	Full-day	\$28.60	\$26.40	\$27.40	\$28.40	\$29.40	\$30.40	\$31.00
		Part-day	\$26.80	\$24.60	\$25.60	\$26.60	\$27.60	\$28.60	\$29.20
Preschool	3 years	Full-day	\$28.40	\$26.20	\$27.20	\$28.20	\$29.20	\$30.40	\$31.00
		Part-day	\$25.20	\$23.20	\$24.20	\$25.00	\$26.00	\$27.00	\$27.60
	4 years	Full-day	\$28.00	\$26.00	\$27.00	\$27.80	\$28.80	\$30.00	\$30.60
		Part-day	\$24.00	\$22.00	\$23.00	\$23.80	\$24.80	\$25.80	\$26.40
	5 years	Full-day	\$27.20	\$25.00	\$26.00	\$27.00	\$28.00	\$29.00	\$29.60
		Part-day	\$24.00	\$22.00	\$23.00	\$24.00	\$24.80	\$25.80	\$26.40
School age	6-13 years	Full-day	\$26.80	\$24.60	\$25.60	\$26.60	\$27.40	\$28.60	\$29.20
		Part-day	\$23.40	\$21.40	\$22.20	\$23.20	\$24.00	\$25.00	\$25.60

LWDA 24 Cameron

			Mean	30th percentile	40th percentile	Median	60th percentile	70th percentile	75th percentile
Infant	0-11 months	Full-day	\$32.60	\$30.40	\$31.40	\$32.40	\$33.60	\$34.60	\$35.20
		Part-day	\$30.40	\$28.20	\$29.20	\$30.20	\$31.20	\$32.40	\$33.00
	12-17 months	Full-day	\$31.80	\$29.60	\$30.60	\$31.60	\$32.60	\$33.80	\$34.40
		Part-day	\$29.80	\$27.60	\$28.60	\$29.60	\$30.60	\$31.60	\$32.20
Toddler	18-23 months	Full-day	\$31.80	\$29.60	\$30.80	\$31.80	\$32.80	\$33.80	\$34.40
		Part-day	\$29.20	\$27.20	\$28.20	\$29.00	\$30.00	\$31.20	\$31.60
	2 years	Full-day	\$31.60	\$29.40	\$30.40	\$31.40	\$32.40	\$33.40	\$34.00
		Part-day	\$29.20	\$27.20	\$28.20	\$29.20	\$30.00	\$31.20	\$31.80
Preschool	3 years	Full-day	\$31.40	\$29.20	\$30.20	\$31.20	\$32.20	\$33.40	\$34.00
		Part-day	\$28.00	\$25.80	\$26.80	\$27.80	\$28.60	\$29.80	\$30.20
	4 years	Full-day	\$31.00	\$28.80	\$29.80	\$30.80	\$31.80	\$33.00	\$33.60
		Part-day	\$26.20	\$24.20	\$25.20	\$26.00	\$27.00	\$28.00	\$28.60
	5 years	Full-day	\$29.60	\$27.40	\$28.40	\$29.40	\$30.40	\$31.40	\$32.00
		Part-day	\$27.00	\$25.00	\$25.80	\$26.80	\$27.80	\$28.80	\$29.20
School age	6-13 years	Full-day	\$29.20	\$27.00	\$28.00	\$29.00	\$30.00	\$31.00	\$31.60
		Part-day	\$25.80	\$23.80	\$24.80	\$25.60	\$26.60	\$27.40	\$28.00

LWDA 25 Texoma

			Mean	30th percentile	40th percentile	Median	60th percentile	70th percentile	75th percentile
Infant	0-11 months	Full-day	\$24.60	\$22.80	\$23.60	\$24.40	\$25.40	\$26.20	\$26.80
		Part-day	\$22.80	\$21.00	\$21.80	\$22.60	\$23.40	\$24.40	\$24.80
	12-17 months	Full-day	\$23.80	\$22.00	\$23.00	\$23.80	\$24.60	\$25.60	\$26.00
		Part-day	\$22.20	\$20.40	\$21.20	\$22.00	\$22.80	\$23.60	\$24.20
Toddler	18-23 months	Full-day	\$24.00	\$22.20	\$23.00	\$23.80	\$24.60	\$25.60	\$26.20
		Part-day	\$21.80	\$20.00	\$20.80	\$21.60	\$22.40	\$23.40	\$23.80
	2 years	Full-day	\$23.60	\$21.80	\$22.60	\$23.40	\$24.40	\$25.20	\$25.80
		Part-day	\$21.80	\$20.00	\$20.80	\$21.60	\$22.40	\$23.40	\$23.80
Preschool	3 years	Full-day	\$23.60	\$21.80	\$22.60	\$23.40	\$24.40	\$25.20	\$25.80
		Part-day	\$20.60	\$19.00	\$19.80	\$20.60	\$21.40	\$22.20	\$22.60
	4 years	Full-day	\$23.20	\$21.40	\$22.20	\$23.20	\$24.00	\$24.80	\$25.40
		Part-day	\$19.20	\$17.60	\$18.40	\$19.20	\$19.80	\$20.80	\$21.20
	5 years	Full-day	\$22.00	\$20.20	\$21.00	\$21.80	\$22.60	\$23.60	\$24.00
		Part-day	\$19.80	\$18.20	\$19.00	\$19.80	\$20.40	\$21.40	\$21.80
School age	6-13 years	Full-day	\$21.60	\$20.00	\$20.80	\$21.60	\$22.40	\$23.20	\$23.60
		Part-day	\$19.00	\$17.20	\$18.00	\$18.80	\$19.60	\$20.40	\$20.80

LWDA 26 Central Texas

			Mean	30th percentile	40th percentile	Median	60th percentile	70th percentile	75th percentile
Infant	0-11 months	Full-day	\$26.40	\$24.20	\$25.20	\$26.20	\$27.00	\$28.20	\$28.80
		Part-day	\$24.40	\$22.40	\$23.20	\$24.20	\$25.20	\$26.20	\$26.80
	12-17 months	Full-day	\$25.80	\$23.80	\$24.80	\$25.60	\$26.60	\$27.60	\$28.20
		Part-day	\$24.00	\$22.00	\$22.80	\$23.80	\$24.60	\$25.60	\$26.20
Toddler	18-23 months	Full-day	\$25.80	\$23.60	\$24.60	\$25.60	\$26.60	\$27.60	\$28.20
		Part-day	\$23.60	\$21.60	\$22.40	\$23.40	\$24.20	\$25.20	\$25.80
	2 years	Full-day	\$25.20	\$23.20	\$24.20	\$25.00	\$26.00	\$27.00	\$27.60
		Part-day	\$23.60	\$21.60	\$22.60	\$23.40	\$24.40	\$25.40	\$25.80
Preschool	3 years	Full-day	\$25.20	\$23.00	\$24.00	\$25.00	\$26.00	\$27.00	\$27.60
		Part-day	\$22.20	\$20.20	\$21.20	\$22.00	\$22.80	\$23.80	\$24.40
	4 years	Full-day	\$24.80	\$22.80	\$23.80	\$24.60	\$25.60	\$26.60	\$27.20
		Part-day	\$21.00	\$19.00	\$20.00	\$20.80	\$21.60	\$22.60	\$23.20
	5 years	Full-day	\$23.80	\$21.80	\$22.80	\$23.80	\$24.60	\$25.60	\$26.20
		Part-day	\$21.00	\$19.20	\$20.00	\$20.80	\$21.80	\$22.80	\$23.20
School age	6-13 years	Full-day	\$23.40	\$21.40	\$22.40	\$23.40	\$24.20	\$25.20	\$25.80
		Part-day	\$20.40	\$18.40	\$19.40	\$20.20	\$21.00	\$22.00	\$22.40

LWDA 27 Middle Rio Grande

			Mean	30th percentile	40th percentile	Median	60th percentile	70th percentile	75th percentile
Infant	0-11 months	Full-day	\$26.20	\$24.60	\$25.40	\$26.00	\$26.80	\$27.80	\$28.20
		Part-day	\$24.60	\$23.00	\$23.60	\$24.40	\$25.20	\$26.00	\$26.60
	12-17 months	Full-day	\$25.80	\$24.00	\$24.80	\$25.60	\$26.40	\$27.20	\$27.60
		Part-day	\$24.20	\$22.40	\$23.20	\$24.00	\$24.80	\$25.60	\$26.00
Toddler	18-23 months	Full-day	\$25.60	\$24.00	\$24.80	\$25.60	\$26.40	\$27.20	\$27.60
		Part-day	\$23.80	\$22.20	\$23.00	\$23.60	\$24.40	\$25.20	\$25.60
	2 years	Full-day	\$25.40	\$23.60	\$24.40	\$25.20	\$26.00	\$26.80	\$27.40
		Part-day	\$23.80	\$22.20	\$23.00	\$23.60	\$24.40	\$25.20	\$25.80
Preschool	3 years	Full-day	\$25.20	\$23.60	\$24.40	\$25.20	\$26.00	\$26.80	\$27.20
		Part-day	\$22.80	\$21.20	\$21.80	\$22.60	\$23.40	\$24.20	\$24.60
	4 years	Full-day	\$25.00	\$23.40	\$24.20	\$24.80	\$25.60	\$26.40	\$27.00
		Part-day	\$21.60	\$20.00	\$20.80	\$21.40	\$22.20	\$23.00	\$23.40
	5 years	Full-day	\$24.00	\$22.40	\$23.20	\$24.00	\$24.60	\$25.40	\$26.00
		Part-day	\$21.80	\$20.20	\$21.00	\$21.80	\$22.40	\$23.20	\$23.60
School age	6-13 years	Full-day	\$23.80	\$22.00	\$22.80	\$23.60	\$24.40	\$25.20	\$25.60
		Part-day	\$21.20	\$19.60	\$20.20	\$21.00	\$21.80	\$22.40	\$23.00

LWDA 28 Gulf Coast

			Mean	30th percentile	40th percentile	Median	60th percentile	70th percentile	75th percentile
Infant	0-11 months	Full-day	\$35.40	\$31.40	\$33.20	\$35.00	\$36.80	\$38.80	\$39.80
		Part-day	\$31.80	\$28.00	\$29.60	\$31.40	\$33.00	\$34.80	\$35.80
	12-17 months	Full-day	\$34.20	\$30.40	\$32.00	\$33.80	\$35.60	\$37.40	\$38.60
		Part-day	\$30.80	\$27.00	\$28.60	\$30.20	\$32.00	\$33.80	\$34.80
Toddler	18-23 months	Full-day	\$34.20	\$30.40	\$32.00	\$33.80	\$35.60	\$37.40	\$38.60
		Part-day	\$30.00	\$26.20	\$28.00	\$29.60	\$31.20	\$33.00	\$34.00
	2 years	Full-day	\$33.60	\$29.60	\$31.40	\$33.00	\$34.80	\$36.60	\$37.80
		Part-day	\$30.00	\$26.40	\$28.00	\$29.60	\$31.20	\$33.00	\$34.00
Preschool	3 years	Full-day	\$33.40	\$29.60	\$31.20	\$33.00	\$34.60	\$36.60	\$37.60
		Part-day	\$27.80	\$24.20	\$25.80	\$27.20	\$28.80	\$30.60	\$31.60
	4 years	Full-day	\$32.80	\$28.80	\$30.60	\$32.20	\$34.00	\$35.80	\$37.00
		Part-day	\$25.20	\$21.80	\$23.20	\$24.80	\$26.20	\$27.80	\$28.80
	5 years	Full-day	\$30.60	\$26.80	\$28.40	\$30.00	\$31.80	\$33.60	\$34.60
		Part-day	\$26.00	\$22.40	\$24.00	\$25.40	\$27.00	\$28.60	\$29.60
School age	6-13 years	Full-day	\$29.80	\$26.20	\$27.80	\$29.40	\$31.00	\$32.80	\$33.80
		Part-day	\$24.40	\$21.00	\$22.40	\$23.80	\$25.40	\$27.00	\$27.80

State of Texas

		Mean	30th percentile	40th percentile	Median	60th percentile	70th percentile	75th percentile
Licensed Child Care Centers	Full-day	\$34.20	\$30.40	\$32.20	\$33.80	\$35.60	\$37.40	\$38.40
	Part-day	\$27.80	\$24.40	\$26.00	\$27.40	\$29.00	\$30.80	\$31.60
Licensed Child Care Homes	Full-day	\$32.40	\$28.60	\$30.20	\$31.80	\$33.60	\$35.40	\$36.40
	Part-day	\$27.40	\$23.80	\$25.40	\$27.00	\$28.40	\$30.20	\$31.20
Registered Child Care Homes	Full-day	\$30.80	\$27.20	\$28.80	\$30.40	\$32.00	\$33.80	\$34.80
	Part-day	\$25.20	\$21.80	\$23.20	\$24.60	\$26.20	\$27.80	\$28.80

LWDA 1 Panhandle

			Mean	30th percentile	40th percentile	Median	60th percentile	70th percentile	75th percentile
Licensed Child Care Centers	Full-day		\$27.80	\$25.60	\$26.60	\$27.60	\$28.60	\$29.80	\$30.40
	Part-day		\$24.40	\$22.20	\$23.20	\$24.20	\$25.20	\$26.20	\$26.80
Licensed Child Care Homes	Full-day		\$26.00	\$23.80	\$24.80	\$25.80	\$26.80	\$28.00	\$28.60
	Part-day		\$23.80	\$21.80	\$22.80	\$23.60	\$24.60	\$25.60	\$26.20
Registered Child Care Homes	Full-day		\$25.00	\$22.80	\$23.80	\$24.80	\$25.80	\$26.80	\$27.40
	Part-day		\$21.80	\$19.80	\$20.60	\$21.60	\$22.40	\$23.40	\$24.00

LWDA 2 South Plains

			Mean	30th percentile	40th percentile	Median	60th percentile	70th percentile	75th percentile
Licensed Child Care Centers	Full-day		\$27.00	\$24.80	\$25.80	\$26.80	\$27.80	\$29.00	\$29.60
	Part-day		\$23.60	\$21.60	\$22.40	\$23.40	\$24.40	\$25.40	\$26.00
Licensed Child Care Homes	Full-day		\$25.20	\$23.00	\$24.00	\$25.00	\$26.00	\$27.00	\$27.60
	Part-day		\$23.00	\$21.00	\$22.00	\$23.00	\$23.80	\$24.80	\$25.40
Registered Child Care Homes	Full-day		\$24.20	\$22.00	\$23.00	\$24.00	\$25.00	\$26.00	\$26.60
	Part-day		\$21.00	\$19.00	\$20.00	\$20.80	\$21.80	\$22.60	\$23.20

LWDA 3 North Texas

			Mean	30th percentile	40th percentile	Median	60th percentile	70th percentile	75th percentile
Licensed Child Care Centers	Full-day		\$23.60	\$21.40	\$22.40	\$23.40	\$24.40	\$25.40	\$26.00
	Part-day		\$20.40	\$18.20	\$19.20	\$20.20	\$21.00	\$22.00	\$22.60
Licensed Child Care Homes	Full-day		\$21.80	\$19.80	\$20.80	\$21.60	\$22.60	\$23.60	\$24.20
	Part-day		\$19.80	\$17.80	\$18.80	\$19.60	\$20.60	\$21.40	\$22.00
Registered Child Care Homes	Full-day		\$20.80	\$18.80	\$19.80	\$20.60	\$21.60	\$22.60	\$23.20
	Part-day		\$17.80	\$16.00	\$16.80	\$17.60	\$18.40	\$19.40	\$20.00

LWDA 4 North Central Texas

			Mean	30th percentile	40th percentile	Median	60th percentile	70th percentile	75th percentile
Licensed Child Care Centers	Full-day		\$39.80	\$34.80	\$37.00	\$39.20	\$41.40	\$44.00	\$45.40
	Part-day		\$32.60	\$28.00	\$30.00	\$32.00	\$34.00	\$36.20	\$37.40
Licensed Child Care Homes	Full-day		\$36.00	\$31.20	\$33.40	\$35.40	\$37.60	\$40.00	\$41.20
	Part-day		\$31.60	\$27.00	\$29.00	\$30.80	\$32.80	\$35.00	\$36.20
Registered Child Care Homes	Full-day		\$33.80	\$29.20	\$31.20	\$33.20	\$35.20	\$37.40	\$38.80
	Part-day		\$27.20	\$23.00	\$24.80	\$26.60	\$28.40	\$30.40	\$31.60

LWDA 5 Tarrant County

			Mean	30th percentile	40th percentile	Median	60th percentile	70th percentile	75th percentile
Licensed Child Care Centers	Full-day		\$38.60	\$34.80	\$36.60	\$38.20	\$40.00	\$41.80	\$42.80
	Part-day		\$33.00	\$29.60	\$31.20	\$32.60	\$34.20	\$36.00	\$37.00
Licensed Child Care Homes	Full-day		\$35.80	\$32.20	\$33.80	\$35.40	\$37.00	\$38.80	\$39.80
	Part-day		\$32.20	\$28.80	\$30.40	\$31.80	\$33.40	\$35.00	\$36.00
Registered Child Care Homes	Full-day		\$34.00	\$30.40	\$32.00	\$33.60	\$35.20	\$37.00	\$38.00
	Part-day		\$28.80	\$25.60	\$27.00	\$28.40	\$29.80	\$31.40	\$32.40

LWDA 6 Greater Dallas

			Mean	30th percentile	40th percentile	Median	60th percentile	70th percentile	75th percentile
Licensed Child Care Centers	Full-day		\$35.20	\$31.20	\$33.00	\$34.60	\$36.40	\$38.40	\$39.40
	Part-day		\$29.40	\$25.60	\$27.20	\$28.80	\$30.40	\$32.20	\$33.20
Licensed Child Care Homes	Full-day		\$32.00	\$28.20	\$30.00	\$31.60	\$33.40	\$35.20	\$36.20
	Part-day		\$28.40	\$24.80	\$26.40	\$28.00	\$29.60	\$31.20	\$32.20
Registered Child Care Homes	Full-day		\$30.20	\$26.60	\$28.20	\$29.80	\$31.40	\$33.20	\$34.20
	Part-day		\$25.00	\$21.40	\$23.00	\$24.40	\$26.00	\$27.60	\$28.60

LWDA 7 Northeast Texas

		Mean	30th percentile	40th percentile	Median	60th percentile	70th percentile	75th percentile
Licensed Child Care Centers	Full-day	\$23.60	\$22.00	\$22.80	\$23.60	\$24.40	\$25.20	\$25.60
	Part-day	\$21.00	\$19.40	\$20.20	\$20.80	\$21.60	\$22.40	\$22.80
Licensed Child Care Homes	Full-day	\$22.20	\$20.60	\$21.40	\$22.20	\$23.00	\$23.80	\$24.20
	Part-day	\$20.60	\$19.00	\$19.80	\$20.40	\$21.20	\$22.00	\$22.40
Registered Child Care Homes	Full-day	\$21.40	\$19.80	\$20.60	\$21.40	\$22.00	\$22.80	\$23.40
	Part-day	\$19.00	\$17.40	\$18.00	\$18.80	\$19.40	\$20.20	\$20.60

LWDA 8 East Texas

		Mean	30th percentile	40th percentile	Median	60th percentile	70th percentile	75th percentile
Licensed Child Care Centers	Full-day	\$24.00	\$22.20	\$23.00	\$23.80	\$24.60	\$25.60	\$26.00
	Part-day	\$21.40	\$19.60	\$20.40	\$21.20	\$22.00	\$22.80	\$23.20
Licensed Child Care Homes	Full-day	\$22.60	\$21.00	\$21.80	\$22.40	\$23.20	\$24.20	\$24.60
	Part-day	\$20.80	\$19.20	\$20.00	\$20.80	\$21.60	\$22.40	\$22.80
Registered Child Care Homes	Full-day	\$21.80	\$20.00	\$20.80	\$21.60	\$22.40	\$23.20	\$23.60
	Part-day	\$19.20	\$17.60	\$18.40	\$19.00	\$19.80	\$20.60	\$21.00

LWDA 9 West Central Texas

		Mean	30th percentile	40th percentile	Median	60th percentile	70th percentile	75th percentile
Licensed Child Care Centers	Full-day	\$24.40	\$22.20	\$23.20	\$24.20	\$25.20	\$26.20	\$26.80
	Part-day	\$21.20	\$19.20	\$20.00	\$21.00	\$21.80	\$22.80	\$23.40
Licensed Child Care Homes	Full-day	\$22.60	\$20.60	\$21.60	\$22.40	\$23.40	\$24.40	\$25.00
	Part-day	\$20.60	\$18.60	\$19.60	\$20.40	\$21.40	\$22.20	\$22.80
Registered Child Care Homes	Full-day	\$21.60	\$19.60	\$20.60	\$21.40	\$22.40	\$23.40	\$24.00
	Part-day	\$18.60	\$16.80	\$17.60	\$18.40	\$19.20	\$20.20	\$20.80

LWDA 10 Borderplex

		Mean	30th percentile	40th percentile	Median	60th percentile	70th percentile	75th percentile
Licensed Child Care Centers	Full-day	\$25.20	\$23.20	\$24.20	\$25.00	\$26.00	\$27.00	\$27.60
	Part-day	\$22.00	\$20.20	\$21.00	\$22.00	\$22.80	\$23.80	\$24.20
Licensed Child Care Homes	Full-day	\$23.60	\$21.60	\$22.60	\$23.40	\$24.40	\$25.40	\$25.80
	Part-day	\$21.60	\$19.60	\$20.60	\$21.40	\$22.20	\$23.20	\$23.80
Registered Child Care Homes	Full-day	\$22.60	\$20.60	\$21.60	\$22.40	\$23.40	\$24.20	\$24.80
	Part-day	\$19.60	\$17.80	\$18.60	\$19.40	\$20.40	\$21.20	\$21.80

LWDA 11 Permian Basin

		Mean	30th percentile	40th percentile	Median	60th percentile	70th percentile	75th percentile
Licensed Child Care Centers	Full-day	\$27.60	\$25.20	\$26.40	\$27.40	\$28.60	\$29.60	\$30.40
	Part-day	\$24.00	\$21.80	\$22.80	\$23.80	\$24.80	\$26.00	\$26.60
Licensed Child Care Homes	Full-day	\$25.80	\$23.40	\$24.60	\$25.60	\$26.60	\$27.80	\$28.40
	Part-day	\$23.40	\$21.20	\$22.20	\$23.20	\$24.20	\$25.40	\$26.00
Registered Child Care Homes	Full-day	\$24.60	\$22.40	\$23.40	\$24.40	\$25.40	\$26.60	\$27.20
	Part-day	\$21.20	\$19.20	\$20.20	\$21.00	\$22.00	\$23.00	\$23.60

LWDA 12 Concho Valley

		Mean	30th percentile	40th percentile	Median	60th percentile	70th percentile	75th percentile
Licensed Child Care Centers	Full-day	\$22.80	\$21.20	\$22.00	\$22.60	\$23.40	\$24.20	\$24.60
	Part-day	\$20.40	\$19.00	\$19.60	\$20.40	\$21.00	\$21.80	\$22.20
Licensed Child Care Homes	Full-day	\$21.60	\$20.20	\$20.80	\$21.40	\$22.20	\$22.80	\$23.40
	Part-day	\$20.00	\$18.60	\$19.40	\$20.00	\$20.60	\$21.40	\$21.80
Registered Child Care Homes	Full-day	\$20.80	\$19.40	\$20.00	\$20.80	\$21.40	\$22.20	\$22.60
	Part-day	\$18.60	\$17.20	\$17.80	\$18.60	\$19.20	\$19.80	\$20.20

LWDA 13 Heart of Texas

		Mean	30th percentile	40th percentile	Median	60th percentile	70th percentile	75th percentile
Licensed Child Care Centers	Full-day	\$25.60	\$23.60	\$24.60	\$25.40	\$26.40	\$27.40	\$28.00
	Part-day	\$22.60	\$20.60	\$21.40	\$22.40	\$23.20	\$24.20	\$24.60
Licensed Child Care Homes	Full-day	\$24.00	\$22.00	\$23.00	\$23.80	\$24.80	\$25.80	\$26.20
	Part-day	\$22.00	\$20.20	\$21.00	\$21.80	\$22.80	\$23.60	\$24.20
Registered Child Care Homes	Full-day	\$23.00	\$21.20	\$22.00	\$22.80	\$23.80	\$24.80	\$25.20
	Part-day	\$20.20	\$18.40	\$19.20	\$20.00	\$20.80	\$21.60	\$22.20

LWDA 14 Capital Area

		Mean	30th percentile	40th percentile	Median	60th percentile	70th percentile	75th percentile
Licensed Child Care Centers	Full-day	\$46.00	\$40.80	\$43.20	\$45.40	\$47.60	\$50.20	\$51.60
	Part-day	\$38.60	\$33.80	\$35.80	\$38.00	\$40.00	\$42.20	\$43.60
Licensed Child Care Homes	Full-day	\$42.20	\$37.20	\$39.40	\$41.60	\$43.60	\$46.00	\$47.40
	Part-day	\$37.40	\$32.80	\$34.80	\$36.80	\$38.80	\$41.00	\$42.40
Registered Child Care Homes	Full-day	\$39.80	\$35.00	\$37.20	\$39.20	\$41.40	\$43.60	\$45.00
	Part-day	\$32.80	\$28.40	\$30.40	\$32.20	\$34.20	\$36.40	\$37.40

LWDA 15 Rural Capital Area

		Mean	30th percentile	40th percentile	Median	60th percentile	70th percentile	75th percentile
Licensed Child Care Centers	Full-day	\$39.80	\$35.80	\$37.60	\$39.40	\$41.20	\$43.20	\$44.40
	Part-day	\$33.80	\$30.00	\$31.60	\$33.40	\$35.00	\$36.80	\$38.00
Licensed Child Care Homes	Full-day	\$36.80	\$32.80	\$34.60	\$36.20	\$38.00	\$40.00	\$41.00
	Part-day	\$32.80	\$29.00	\$30.80	\$32.40	\$34.00	\$36.00	\$37.00
Registered Child Care Homes	Full-day	\$34.80	\$31.00	\$32.60	\$34.40	\$36.00	\$38.00	\$39.00
	Part-day	\$29.20	\$25.60	\$27.20	\$28.80	\$30.20	\$32.00	\$33.00

LWDA 16 Brazos Valley

		Mean	30th percentile	40th percentile	Median	60th percentile	70th percentile	75th percentile
Licensed Child Care Centers	Full-day	\$31.60	\$28.80	\$30.00	\$31.40	\$32.60	\$34.00	\$34.80
	Part-day	\$27.40	\$24.80	\$26.00	\$27.00	\$28.20	\$29.60	\$30.20
Licensed Child Care Homes	Full-day	\$29.40	\$26.60	\$28.00	\$29.20	\$30.40	\$31.60	\$32.40
	Part-day	\$26.60	\$24.00	\$25.20	\$26.40	\$27.60	\$28.80	\$29.60
Registered Child Care Homes	Full-day	\$28.00	\$25.40	\$26.60	\$27.80	\$29.00	\$30.40	\$31.00
	Part-day	\$24.00	\$21.60	\$22.80	\$23.80	\$25.00	\$26.20	\$26.80

LWDA 17 Deep East Texas

		Mean	30th percentile	40th percentile	Median	60th percentile	70th percentile	75th percentile
Licensed Child Care Centers	Full-day	\$23.80	\$21.80	\$22.80	\$23.60	\$24.40	\$25.40	\$25.80
	Part-day	\$20.80	\$19.20	\$20.00	\$20.80	\$21.60	\$22.40	\$22.80
Licensed Child Care Homes	Full-day	\$22.20	\$20.40	\$21.20	\$22.20	\$23.00	\$23.80	\$24.40
	Part-day	\$20.40	\$18.80	\$19.60	\$20.20	\$21.00	\$22.00	\$22.40
Registered Child Care Homes	Full-day	\$21.40	\$19.60	\$20.40	\$21.20	\$22.00	\$22.80	\$23.40
	Part-day	\$18.60	\$17.00	\$17.80	\$18.60	\$19.20	\$20.20	\$20.60

LWDA 18 Southeast Texas

		Mean	30th percentile	40th percentile	Median	60th percentile	70th percentile	75th percentile
Licensed Child Care Centers	Full-day	\$25.20	\$23.40	\$24.20	\$25.00	\$26.00	\$27.00	\$27.40
	Part-day	\$22.20	\$20.40	\$21.40	\$22.20	\$23.00	\$23.80	\$24.40
Licensed Child Care Homes	Full-day	\$23.80	\$21.80	\$22.80	\$23.60	\$24.40	\$25.40	\$25.80
	Part-day	\$21.80	\$20.00	\$20.80	\$21.60	\$22.40	\$23.40	\$23.80
Registered Child Care Homes	Full-day	\$22.80	\$21.00	\$21.80	\$22.60	\$23.40	\$24.40	\$25.00
	Part-day	\$20.00	\$18.20	\$19.00	\$19.80	\$20.60	\$21.40	\$22.00

LWDA 19 Golden Crescent

			Mean	30th percentile	40th percentile	Median	60th percentile	70th percentile	75th percentile
Licensed Child Care Centers	Full-day		\$24.20	\$22.40	\$23.40	\$24.20	\$25.00	\$25.80	\$26.40
	Part-day		\$21.60	\$19.80	\$20.60	\$21.40	\$22.20	\$23.00	\$23.40
Licensed Child Care Homes	Full-day		\$22.80	\$21.00	\$22.00	\$22.60	\$23.40	\$24.40	\$24.80
	Part-day		\$21.00	\$19.40	\$20.20	\$21.00	\$21.80	\$22.60	\$23.00
Registered Child Care Homes	Full-day		\$22.00	\$20.20	\$21.00	\$21.80	\$22.60	\$23.40	\$24.00
	Part-day		\$19.40	\$17.80	\$18.60	\$19.20	\$20.00	\$20.80	\$21.20

LWDA 20 Alamo

			Mean	30th percentile	40th percentile	Median	60th percentile	70th percentile	75th percentile
Licensed Child Care Centers	Full-day		\$35.00	\$31.80	\$33.20	\$34.80	\$36.20	\$37.80	\$38.60
	Part-day		\$30.20	\$27.20	\$28.60	\$29.80	\$31.20	\$32.60	\$33.60
Licensed Child Care Homes	Full-day		\$32.60	\$29.40	\$30.80	\$32.20	\$33.60	\$35.20	\$36.00
	Part-day		\$29.40	\$26.40	\$27.80	\$29.00	\$30.40	\$32.00	\$32.80
Registered Child Care Homes	Full-day		\$31.00	\$28.00	\$29.40	\$30.60	\$32.00	\$33.60	\$34.40
	Part-day		\$26.40	\$23.60	\$24.80	\$26.20	\$27.40	\$28.80	\$29.60

LWDA 21 South Texas

			Mean	30th percentile	40th percentile	Median	60th percentile	70th percentile	75th percentile
Licensed Child Care Centers	Full-day		\$25.40	\$23.60	\$24.40	\$25.40	\$26.20	\$27.20	\$27.60
	Part-day		\$22.60	\$20.80	\$21.60	\$22.40	\$23.20	\$24.20	\$24.60
Licensed Child Care Homes	Full-day		\$24.00	\$22.20	\$23.00	\$23.80	\$24.60	\$25.60	\$26.20
	Part-day		\$22.20	\$20.40	\$21.20	\$22.00	\$22.80	\$23.60	\$24.20
Registered Child Care Homes	Full-day		\$23.00	\$21.20	\$22.20	\$23.00	\$23.80	\$24.60	\$25.20
	Part-day		\$20.40	\$18.60	\$19.40	\$20.20	\$21.00	\$21.80	\$22.20

LWDA 22 Coastal Bend

			Mean	30th percentile	40th percentile	Median	60th percentile	70th percentile	75th percentile
Licensed Child Care Centers	Full-day		\$28.60	\$26.20	\$27.40	\$28.40	\$29.60	\$30.60	\$31.40
	Part-day		\$25.00	\$22.80	\$23.80	\$24.80	\$25.80	\$27.00	\$27.60
Licensed Child Care Homes	Full-day		\$26.80	\$24.60	\$25.60	\$26.60	\$27.60	\$28.80	\$29.40
	Part-day		\$24.60	\$22.40	\$23.40	\$24.40	\$25.40	\$26.40	\$27.00
Registered Child Care Homes	Full-day		\$25.60	\$23.40	\$24.40	\$25.40	\$26.40	\$27.60	\$28.20
	Part-day		\$22.40	\$20.20	\$21.20	\$22.20	\$23.00	\$24.00	\$24.60

LWDA 23 Lower Rio Grande Valley

		Mean	30th percentile	40th percentile	Median	60th percentile	70th percentile	75th percentile
Licensed Child Care Centers	Full-day	\$29.60	\$27.40	\$28.40	\$29.40	\$30.40	\$31.60	\$32.20
	Part-day	\$26.20	\$24.20	\$25.00	\$26.00	\$27.00	\$28.00	\$28.60
Licensed Child Care Homes	Full-day	\$27.80	\$25.60	\$26.60	\$27.60	\$28.60	\$29.80	\$30.40
	Part-day	\$25.60	\$23.60	\$24.60	\$25.40	\$26.40	\$27.40	\$28.00
Registered Child Care Homes	Full-day	\$26.80	\$24.60	\$25.60	\$26.60	\$27.60	\$28.60	\$29.20
	Part-day	\$23.60	\$21.60	\$22.40	\$23.40	\$24.20	\$25.20	\$25.80

LWDA 24 Cameron

		Mean	30th percentile	40th percentile	Median	60th percentile	70th percentile	75th percentile
Licensed Child Care Centers	Full-day	\$33.20	\$31.00	\$32.00	\$33.00	\$34.00	\$35.20	\$35.80
	Part-day	\$29.80	\$27.60	\$28.60	\$29.60	\$30.60	\$31.60	\$32.20
Licensed Child Care Homes	Full-day	\$31.40	\$29.20	\$30.20	\$31.20	\$32.20	\$33.40	\$34.00
	Part-day	\$29.20	\$27.00	\$28.00	\$29.00	\$30.00	\$31.00	\$31.60
Registered Child Care Homes	Full-day	\$30.40	\$28.20	\$29.20	\$30.20	\$31.20	\$32.20	\$32.80
	Part-day	\$27.00	\$25.00	\$26.00	\$26.80	\$27.80	\$28.80	\$29.40

LWDA 25 Texoma

			Mean	30th percentile	40th percentile	Median	60th percentile	70th percentile	75th percentile
Licensed Child Care Centers	Full-day		\$25.00	\$23.20	\$24.00	\$25.00	\$25.80	\$26.80	\$27.20
	Part-day		\$22.20	\$20.40	\$21.20	\$22.00	\$22.80	\$23.80	\$24.20
Licensed Child Care Homes	Full-day		\$23.60	\$21.80	\$22.60	\$23.40	\$24.20	\$25.20	\$25.60
	Part-day		\$21.80	\$20.00	\$20.80	\$21.60	\$22.40	\$23.20	\$23.80
Registered Child Care Homes	Full-day		\$22.60	\$20.80	\$21.60	\$22.60	\$23.40	\$24.20	\$24.80
	Part-day		\$20.00	\$18.20	\$19.00	\$19.80	\$20.60	\$21.40	\$21.80

LWDA 26 Central Texas

			Mean	30th percentile	40th percentile	Median	60th percentile	70th percentile	75th percentile
Licensed Child Care Centers	Full-day		\$26.40	\$24.20	\$25.20	\$26.20	\$27.20	\$28.20	\$28.80
	Part-day		\$23.20	\$21.20	\$22.00	\$23.00	\$23.80	\$24.80	\$25.40
Licensed Child Care Homes	Full-day		\$24.60	\$22.60	\$23.60	\$24.40	\$25.40	\$26.40	\$27.00
	Part-day		\$22.60	\$20.60	\$21.60	\$22.40	\$23.40	\$24.40	\$24.80
Registered Child Care Homes	Full-day		\$23.60	\$21.60	\$22.60	\$23.40	\$24.40	\$25.40	\$26.00
	Part-day		\$20.60	\$18.80	\$19.60	\$20.40	\$21.40	\$22.20	\$22.80

LWDA 27 Middle Rio Grande

		Mean	30th percentile	40th percentile	Median	60th percentile	70th percentile	75th percentile
Licensed Child Care Centers	Full-day	\$26.40	\$24.80	\$25.60	\$26.40	\$27.20	\$28.00	\$28.40
	Part-day	\$23.80	\$22.20	\$23.00	\$23.60	\$24.40	\$25.20	\$25.60
Licensed Child Care Homes	Full-day	\$25.00	\$23.40	\$24.20	\$25.00	\$25.80	\$26.60	\$27.00
	Part-day	\$23.40	\$21.80	\$22.60	\$23.20	\$24.00	\$24.80	\$25.20
Registered Child Care Homes	Full-day	\$24.20	\$22.60	\$23.40	\$24.20	\$24.80	\$25.60	\$26.20
	Part-day	\$21.80	\$20.20	\$20.80	\$21.60	\$22.20	\$23.00	\$23.60

LWDA 28 Gulf Coast

		Mean	30th percentile	40th percentile	Median	60th percentile	70th percentile	75th percentile
Licensed Child Care Centers	Full-day	\$36.00	\$32.00	\$33.80	\$35.60	\$37.40	\$39.40	\$40.40
	Part-day	\$30.20	\$26.40	\$28.20	\$29.80	\$31.40	\$33.20	\$34.20
Licensed Child Care Homes	Full-day	\$33.00	\$29.20	\$30.80	\$32.60	\$34.20	\$36.20	\$37.20
	Part-day	\$29.20	\$25.60	\$27.20	\$28.80	\$30.40	\$32.20	\$33.20
Registered Child Care Homes	Full-day	\$31.20	\$27.40	\$29.00	\$30.80	\$32.40	\$34.20	\$35.20
	Part-day	\$25.80	\$22.20	\$23.80	\$25.20	\$26.80	\$28.40	\$29.40

Licensed Centers: Board Maximum Rate by Age Group

Board	Infant		Toddler		Preschooler		School age	
	Full- day	Part- day	Full- day	Part- day	Full- day	Part- day	Full- day	Part- day
1 Panhandle	\$34.40	\$30.60	\$31.60	\$28.80	\$30.20	\$25.60	\$29.40	\$24.60
2 South Plains	\$32.80	\$29.80	\$31.40	\$28.60	\$30.00	\$25.40	\$29.00	\$24.40
3 North Texas	\$30.80	\$27.20	\$28.00	\$25.20	\$26.60	\$22.00	\$25.80	\$21.00
4 North Central Texas	\$44.80	\$39.40	\$42.00	\$37.00	\$39.60	\$31.20	\$37.80	\$29.40
5 Tarrant County	\$45.20	\$40.40	\$42.80	\$38.20	\$40.60	\$33.00	\$39.00	\$31.40
6 Greater Dallas	\$44.80	\$39.80	\$42.40	\$37.60	\$40.00	\$32.20	\$38.40	\$30.40
7 Northeast Texas	\$28.60	\$25.40	\$26.20	\$24.00	\$25.00	\$21.40	\$24.40	\$20.60
8 East Texas	\$28.60	\$26.00	\$27.00	\$24.80	\$26.00	\$22.40	\$25.20	\$21.60
9 West Central Texas	\$28.60	\$25.60	\$27.20	\$24.40	\$25.80	\$21.40	\$25.00	\$20.40
10 Borderplex	\$29.40	\$26.20	\$27.00	\$24.60	\$25.80	\$22.00	\$25.00	\$21.00
11 Permian Basin	\$35.60	\$31.80	\$33.80	\$30.20	\$32.00	\$26.20	\$30.80	\$24.80
12 Concho Valley	\$27.20	\$25.20	\$25.80	\$23.00	\$24.40	\$19.60	\$23.40	\$18.60
13 Heart of Texas	\$30.60	\$27.80	\$29.20	\$26.40	\$27.80	\$23.40	\$27.00	\$22.40
14 Capital Area	\$51.80	\$46.60	\$49.40	\$44.40	\$47.00	\$39.00	\$45.40	\$37.20
15 Rural Capital Area	\$46.40	\$41.40	\$44.00	\$39.20	\$41.60	\$33.80	\$40.00	\$32.20
16 Brazos Valley	\$37.00	\$32.80	\$33.20	\$30.00	\$31.60	\$26.60	\$30.60	\$25.40
17 Deep East Texas	\$31.00	\$27.40	\$28.40	\$25.60	\$27.00	\$22.60	\$26.20	\$21.60
18 Southeast Texas	\$31.40	\$28.20	\$28.80	\$26.40	\$27.60	\$23.80	\$27.00	\$23.00
19 Golden Crescent	\$30.00	\$27.20	\$27.60	\$25.20	\$26.40	\$22.40	\$25.60	\$21.60
20 Alamo	\$39.40	\$35.60	\$37.20	\$33.60	\$35.40	\$29.60	\$34.20	\$28.20
21 South Texas	\$31.20	\$27.80	\$28.00	\$25.20	\$26.60	\$22.60	\$25.80	\$21.60
22 Coastal Bend	\$35.80	\$32.00	\$33.60	\$30.40	\$32.00	\$26.80	\$31.00	\$25.60
23 Lower Rio Grande Valley	\$33.20	\$30.00	\$31.60	\$28.60	\$30.20	\$25.20	\$29.20	\$24.20
24 Cameron	\$34.80	\$31.80	\$33.40	\$30.60	\$32.00	\$27.40	\$31.00	\$26.40
25 Texoma	\$31.20	\$28.40	\$29.80	\$27.00	\$28.40	\$24.00	\$27.60	\$23.20
26 Central Texas	\$30.00	\$27.20	\$28.60	\$25.80	\$27.20	\$22.80	\$26.40	\$21.80
27 Middle Rio Grande	\$29.00	\$26.80	\$28.00	\$25.80	\$27.00	\$23.60	\$26.20	\$22.80
28 Gulf Coast	\$42.80	\$37.80	\$40.40	\$35.60	\$38.00	\$30.20	\$36.40	\$28.60

Licensed Centers: Percentile of Board Maximum Rate by Age Group

Board	Infant		Toddler		Preschooler		School age	
	Full- day	Part- day	Full- day	Part- day	Full- day	Part- day	Full- day	Part- day
	1 Panhandle	79	72	68	64	68	69	69
2 South Plains	73	69	70	66	70	69	69	68
3 North Texas	87	81	77	72	77	75	77	74
4 North Central Texas	48	48	46	45	49	53	49	53
5 Tarrant County	62	58	58	53	59	56	58	56
6 Greater Dallas	75	73	73	70	74	74	74	73
7 Northeast Texas	72	60	56	52	56	56	57	56
8 East Texas	66	59	58	52	59	57	57	57
9 West Central Texas	63	58	60	53	59	57	60	56
10 Borderplex	54	46	40	37	41	45	42	44
11 Permian Basin	78	71	74	66	72	64	71	61
12 Concho Valley	66	63	58	42	53	29	48	25
13 Heart of Texas	71	67	67	61	66	64	67	62
14 Capital Area	50	51	50	49	53	60	54	61
15 Rural Capital Area	61	58	58	53	58	57	58	57
16 Brazos Valley	68	59	49	45	49	51	50	50
17 Deep East Texas	85	74	72	64	70	64	70	62
18 Southeast Texas	79	71	65	60	65	66	67	67
19 Golden Crescent	81	74	67	59	66	59	64	59
20 Alamo	51	49	46	43	47	50	48	49
21 South Texas	72	61	50	42	48	48	48	46
22 Coastal Bend	79	72	73	67	72	70	72	68
23 Lower Rio Grande Valley	49	43	44	38	44	39	44	39
24 Cameron	29	26	27	23	27	27	26	26
25 Texoma	79	73	75	67	73	67	73	68
26 Central Texas	57	54	54	49	54	55	55	54
27 Middle Rio Grande	49	47	47	43	49	52	48	52
28 Gulf Coast	63	61	61	57	61	62	62	62

Licensed Homes: Board Maximum Rate by Age Group

Board	Infant		Toddler		Preschooler		School age	
	Full- day	Part- day	Full- day	Part- day	Full- day	Part- day	Full- day	Part- day
1 Panhandle	\$30.40	\$28.60	\$29.20	\$27.60	\$28.60	\$26.00	\$27.80	\$25.00
2 South Plains	\$30.00	\$28.40	\$29.00	\$27.40	\$28.40	\$25.80	\$27.40	\$24.60
3 North Texas	\$27.00	\$25.00	\$25.60	\$24.00	\$25.00	\$22.40	\$24.20	\$21.20
4 North Central Texas	\$39.80	\$36.60	\$37.60	\$34.80	\$36.60	\$32.00	\$35.00	\$29.80
5 Tarrant County	\$40.80	\$37.80	\$38.80	\$36.20	\$37.80	\$33.60	\$36.40	\$31.80
6 Greater Dallas	\$40.20	\$37.20	\$38.20	\$35.40	\$37.20	\$32.80	\$35.60	\$30.80
7 Northeast Texas	\$25.20	\$23.80	\$24.20	\$23.00	\$23.80	\$21.60	\$23.00	\$20.80
8 East Texas	\$26.00	\$24.60	\$25.20	\$24.00	\$24.60	\$22.60	\$24.00	\$21.80
9 West Central Texas	\$26.00	\$24.20	\$24.80	\$23.40	\$24.20	\$21.80	\$23.40	\$20.80
10 Borderplex	\$26.00	\$24.40	\$25.00	\$23.60	\$24.40	\$22.20	\$23.80	\$21.20
11 Permian Basin	\$32.20	\$30.00	\$30.60	\$28.60	\$30.00	\$26.60	\$28.80	\$25.20
12 Concho Valley	\$25.20	\$25.20	\$23.20	\$21.60	\$22.60	\$20.00	\$21.80	\$18.80
13 Heart of Texas	\$28.00	\$26.20	\$26.80	\$25.40	\$26.20	\$23.80	\$25.40	\$22.60
14 Capital Area	\$47.20	\$44.00	\$45.00	\$42.40	\$44.00	\$39.60	\$42.60	\$37.60
15 Rural Capital Area	\$41.80	\$38.80	\$39.80	\$37.20	\$38.80	\$34.40	\$37.40	\$32.60
16 Brazos Valley	\$32.60	\$29.80	\$30.40	\$28.80	\$29.80	\$27.00	\$28.80	\$25.60
17 Deep East Texas	\$27.20	\$25.40	\$26.00	\$24.60	\$25.40	\$23.00	\$24.60	\$21.80
18 Southeast Texas	\$28.00	\$26.40	\$26.80	\$25.40	\$26.40	\$24.20	\$25.60	\$23.20
19 Golden Crescent	\$27.00	\$25.00	\$25.60	\$24.20	\$25.00	\$22.80	\$24.20	\$21.80
20 Alamo	\$35.60	\$33.40	\$34.20	\$32.00	\$33.40	\$30.00	\$32.20	\$28.60
21 South Texas	\$27.40	\$25.00	\$25.60	\$24.20	\$25.00	\$22.80	\$24.40	\$21.80
22 Coastal Bend	\$32.20	\$30.20	\$30.80	\$29.00	\$30.20	\$27.20	\$29.20	\$25.80
23 Lower Rio Grande Valley	\$30.20	\$28.40	\$29.00	\$27.40	\$28.40	\$25.60	\$27.40	\$24.40
24 Cameron	\$32.20	\$30.40	\$31.00	\$29.40	\$30.40	\$27.80	\$29.40	\$26.60
25 Texoma	\$28.60	\$26.80	\$27.40	\$26.00	\$26.80	\$24.40	\$26.00	\$23.40
26 Central Texas	\$27.40	\$25.60	\$26.20	\$24.80	\$25.60	\$23.20	\$24.80	\$22.00
27 Middle Rio Grande	\$27.00	\$25.80	\$26.20	\$25.00	\$25.80	\$23.80	\$25.00	\$23.00
28 Gulf Coast	\$38.20	\$35.20	\$36.20	\$33.60	\$35.20	\$30.80	\$33.80	\$29.00

Licensed Homes: Percentile of Board Maximum Rate by Age Group

Board	Infant		Toddler		Preschooler		School age	
	Full- day	Part- day	Full- day	Part- day	Full- day	Part- day	Full- day	Part- day
	1 Panhandle	73	72	71	58	65	69	69
2 South Plains	74	74	73	59	67	69	68	70
3 North Texas	82	80	79	66	73	76	76	76
4 North Central Texas	54	54	52	40	46	53	50	55
5 Tarrant County	64	62	61	46	54	57	57	58
6 Greater Dallas	78	77	76	63	70	74	73	75
7 Northeast Texas	62	61	59	45	53	55	55	58
8 East Texas	63	61	61	47	53	57	57	59
9 West Central Texas	65	62	62	48	54	58	58	60
10 Borderplex	47	46	46	32	38	44	44	45
11 Permian Basin	77	74	73	56	67	65	68	64
12 Concho Valley	67	79	49	28	39	32	40	27
13 Heart of Texas	72	69	68	55	61	65	65	64
14 Capital Area	58	59	57	45	51	59	56	62
15 Rural Capital Area	63	62	61	47	54	57	58	59
16 Brazos Valley	61	54	52	39	46	51	49	51
17 Deep East Texas	76	72	72	57	64	66	67	64
18 Southeast Texas	72	71	69	54	63	67	66	68
19 Golden Crescent	75	68	68	52	60	61	62	61
20 Alamo	53	53	52	37	45	49	48	52
21 South Texas	61	51	50	35	42	47	47	48
22 Coastal Bend	77	75	74	60	68	70	71	70
23 Lower Rio Grande Valley	48	47	46	31	39	40	41	40
24 Cameron	32	31	30	18	24	27	26	28
25 Texoma	78	74	74	60	67	69	70	69
26 Central Texas	60	58	57	44	50	55	54	56
27 Middle Rio Grande	53	54	52	38	46	51	48	54
28 Gulf Coast	66	66	64	51	58	62	62	64

Registered Homes: Board Maximum Rate by Age Group

Board	Infant		Toddler		Preschooler		School age	
	Full- day	Part- day	Full- day	Part- day	Full- day	Part- day	Full- day	Part- day
1 Panhandle	\$29.00	\$27.20	\$27.80	\$26.20	\$26.60	\$23.40	\$23.80	\$23.00
2 South Plains	\$28.60	\$27.00	\$27.40	\$25.80	\$26.20	\$23.00	\$23.40	\$22.60
3 North Texas	\$25.80	\$23.60	\$24.20	\$22.40	\$23.00	\$19.60	\$20.00	\$19.20
4 North Central Texas	\$37.20	\$34.00	\$35.00	\$32.00	\$32.80	\$27.20	\$27.80	\$26.40
5 Tarrant County	\$38.40	\$35.60	\$36.40	\$33.60	\$34.40	\$29.20	\$29.80	\$28.40
6 Greater Dallas	\$37.60	\$34.80	\$35.80	\$32.80	\$33.60	\$28.20	\$28.80	\$27.40
7 Northeast Texas	\$24.20	\$22.60	\$23.00	\$21.80	\$22.00	\$19.40	\$19.80	\$19.20
8 East Texas	\$25.00	\$23.60	\$24.00	\$22.60	\$23.00	\$20.40	\$20.80	\$20.20
9 West Central Texas	\$24.60	\$23.00	\$23.40	\$21.80	\$22.20	\$19.20	\$19.60	\$18.80
10 Borderplex	\$24.80	\$23.20	\$23.80	\$22.40	\$22.80	\$20.00	\$20.20	\$19.60
11 Permian Basin	\$30.40	\$28.20	\$28.80	\$26.60	\$27.20	\$23.20	\$23.60	\$22.60
12 Concho Valley	\$25.20	\$25.20	\$22.60	\$20.20	\$20.80	\$17.80	\$19.00	\$16.80
13 Heart of Texas	\$26.60	\$25.00	\$25.40	\$23.80	\$24.20	\$21.20	\$21.60	\$20.80
14 Capital Area	\$44.60	\$41.60	\$42.60	\$39.60	\$40.40	\$35.00	\$35.60	\$34.20
15 Rural Capital Area	\$39.40	\$36.40	\$37.40	\$34.60	\$35.40	\$30.00	\$30.60	\$29.20
16 Brazos Valley	\$31.00	\$28.20	\$28.80	\$27.00	\$27.40	\$24.00	\$24.40	\$23.40
17 Deep East Texas	\$25.80	\$24.20	\$24.60	\$23.00	\$23.40	\$20.40	\$20.80	\$20.00
18 Southeast Texas	\$27.00	\$25.20	\$25.60	\$24.20	\$24.60	\$21.80	\$22.20	\$21.60
19 Golden Crescent	\$26.00	\$23.80	\$24.20	\$22.80	\$23.20	\$20.40	\$20.80	\$20.00
20 Alamo	\$33.80	\$31.60	\$32.20	\$30.00	\$30.60	\$26.40	\$27.00	\$26.00
21 South Texas	\$26.20	\$24.00	\$24.40	\$23.00	\$23.40	\$20.60	\$20.80	\$20.20
22 Coastal Bend	\$30.40	\$28.60	\$29.20	\$27.20	\$27.80	\$24.00	\$24.40	\$23.60
23 Lower Rio Grande Valley	\$28.80	\$27.00	\$27.60	\$25.60	\$26.20	\$22.80	\$23.20	\$22.20
24 Cameron	\$30.60	\$29.00	\$29.40	\$27.80	\$28.20	\$25.00	\$25.40	\$24.60
25 Texoma	\$27.20	\$25.60	\$26.00	\$24.40	\$25.00	\$21.80	\$22.20	\$21.40
26 Central Texas	\$26.00	\$24.40	\$24.80	\$23.20	\$23.60	\$20.60	\$21.00	\$20.20
27 Middle Rio Grande	\$26.00	\$24.80	\$25.20	\$23.80	\$24.20	\$21.80	\$22.20	\$21.60
28 Gulf Coast	\$35.80	\$32.80	\$33.80	\$31.00	\$31.80	\$26.40	\$27.00	\$25.60

Registered Homes: Percentile of Board Maximum Rate by Age Group

Board	Infant		Toddler		Preschooler		School age	
	Full- day	Part- day	Full- day	Part- day	Full- day	Part- day	Full- day	Part- day
1 Panhandle	69	72	62	71	61	75	52	78
2 South Plains	69	73	61	70	59	72	49	75
3 North Texas	79	79	70	76	68	78	56	80
4 North Central Texas	49	55	43	54	42	61	36	64
5 Tarrant County	57	61	49	57	47	61	36	63
6 Greater Dallas	72	77	67	74	65	78	56	80
7 Northeast Texas	58	60	47	58	45	60	37	65
8 East Texas	58	62	49	57	47	60	37	65
9 West Central Texas	59	63	50	59	48	62	38	65
10 Borderplex	43	47	36	46	36	52	27	55
11 Permian Basin	70	71	60	65	56	64	40	66
12 Concho Valley	73	87	43	35	29	31	22	24
13 Heart of Texas	65	69	57	65	55	68	44	71
14 Capital Area	53	61	48	60	48	69	44	72
15 Rural Capital Area	58	61	50	59	48	63	38	65
16 Brazos Valley	56	54	41	52	40	57	32	59
17 Deep East Texas	69	71	59	66	56	67	43	69
18 Southeast Texas	69	71	59	68	58	72	49	76
19 Golden Crescent	71	66	54	62	52	62	39	64
20 Alamo	48	53	40	50	39	55	31	60
21 South Texas	55	53	40	49	39	53	28	56
22 Coastal Bend	70	74	64	71	62	72	48	75
23 Lower Rio Grande Valley	43	46	35	40	32	44	22	45
24 Cameron	26	31	20	28	19	31	13	34
25 Texoma	71	74	63	69	61	70	47	72
26 Central Texas	54	60	46	56	44	61	37	64
27 Middle Rio Grande	48	55	43	52	41	59	35	64
28 Gulf Coast	61	66	54	64	53	68	44	71

Licensed Centers: Board Maximum Enhanced Rate by Age Group

Board	Infant		Toddler		Preschooler		School age	
	Full- day	Part- day	Full- day	Part- day	Full- day	Part- day	Full- day	Part- day
1 Panhandle	\$41.20	\$37.00	\$36.60	\$32.80	\$33.00	\$27.92	\$32.05	\$26.83
2 South Plains	\$37.80	\$34.20	\$34.23	\$31.19	\$32.70	\$27.69	\$31.61	\$26.60
3 North Texas	\$36.80	\$33.00	\$32.80	\$29.20	\$29.60	\$23.98	\$28.13	\$22.89
4 North Central Texas	\$52.40	\$46.80	\$46.40	\$41.00	\$43.18	\$34.02	\$41.21	\$32.05
5 Tarrant County	\$53.80	\$48.40	\$48.00	\$43.00	\$44.27	\$35.97	\$42.51	\$34.23
6 Greater Dallas	\$52.40	\$46.60	\$46.22	\$41.00	\$43.60	\$35.11	\$41.86	\$33.14
7 Northeast Texas	\$34.00	\$30.60	\$30.40	\$27.20	\$27.40	\$23.33	\$26.60	\$22.47
8 East Texas	\$33.40	\$30.40	\$30.20	\$27.40	\$28.34	\$24.42	\$27.48	\$23.56
9 West Central Texas	\$35.35	\$30.80	\$32.21	\$27.98	\$29.43	\$23.38	\$27.48	\$22.29
10 Borderplex	\$35.20	\$31.60	\$31.40	\$28.00	\$28.20	\$24.05	\$27.32	\$22.95
11 Permian Basin	\$42.80	\$38.20	\$38.00	\$33.80	\$34.97	\$28.64	\$33.65	\$27.11
12 Concho Valley	\$30.60	\$28.40	\$28.20	\$26.00	\$26.67	\$22.20	\$25.58	\$21.00
13 Heart of Texas	\$35.00	\$31.80	\$31.91	\$28.85	\$30.38	\$25.58	\$29.50	\$24.48
14 Capital Area	\$60.80	\$54.80	\$54.40	\$48.80	\$51.35	\$42.61	\$49.61	\$40.65
15 Rural Capital Area	\$53.60	\$47.80	\$48.08	\$42.83	\$45.46	\$36.93	\$43.70	\$35.18
16 Brazos Valley	\$44.20	\$39.60	\$39.40	\$35.20	\$35.40	\$29.06	\$33.60	\$27.76
17 Deep East Texas	\$37.20	\$33.20	\$33.00	\$29.40	\$29.60	\$24.70	\$28.64	\$23.61
18 Southeast Texas	\$36.80	\$33.40	\$33.20	\$30.00	\$30.20	\$26.00	\$29.50	\$25.14
19 Golden Crescent	\$35.00	\$32.00	\$31.80	\$28.80	\$29.06	\$24.48	\$27.97	\$23.61
20 Alamo	\$46.40	\$42.20	\$41.80	\$37.80	\$38.68	\$32.35	\$37.37	\$30.82
21 South Texas	\$37.40	\$33.60	\$33.20	\$29.60	\$30.00	\$24.70	\$28.40	\$23.61
22 Coastal Bend	\$42.60	\$38.40	\$38.20	\$34.20	\$34.97	\$29.29	\$33.88	\$27.97
23 Lower Rio Grande Valley	\$38.00	\$34.20	\$34.53	\$31.26	\$33.00	\$27.53	\$31.91	\$26.44
24 Cameron	\$39.20	\$35.20	\$36.50	\$33.44	\$34.97	\$29.94	\$33.88	\$28.85
25 Texoma	\$36.20	\$32.60	\$32.56	\$29.50	\$31.03	\$26.23	\$30.16	\$25.35
26 Central Texas	\$35.00	\$31.80	\$31.60	\$28.40	\$29.73	\$24.91	\$28.85	\$23.82
27 Middle Rio Grande	\$31.80	\$29.29	\$30.59	\$28.20	\$29.50	\$25.79	\$28.64	\$24.91
28 Gulf Coast	\$51.40	\$45.80	\$45.40	\$40.40	\$41.52	\$33.00	\$39.77	\$31.26

Licensed Centers: Percentile of Board Maximum Enhanced Rate by Age Group

Board	Infant		Toddler		Preschooler		School age	
	Full- day	Part- day	Full- day	Part- day	Full- day	Part- day	Full- day	Part- day
1 Panhandle	99	97	94	89	86	85	86	85
2 South Plains	96	93	88	85	88	86	87	85
3 North Texas	99	98	96	94	92	88	90	87
4 North Central Texas	77	77	64	63	64	66	64	66
5 Tarrant County	92	90	82	78	77	73	76	72
6 Greater Dallas	94	93	86	83	86	85	86	85
7 Northeast Texas	98	95	90	83	79	77	79	77
8 East Texas	96	93	87	80	82	80	81	79
9 West Central Texas	97	92	92	83	87	76	80	75
10 Borderplex	92	88	79	70	65	66	65	65
11 Permian Basin	99	97	94	88	89	83	88	80
12 Concho Valley	93	91	83	79	79	66	75	58
13 Heart of Texas	94	92	86	81	85	83	85	81
14 Capital Area	82	81	70	68	70	75	71	75
15 Rural Capital Area	88	85	77	72	77	74	76	74
16 Brazos Valley	96	93	87	81	77	71	72	70
17 Deep East Texas	99	98	96	92	89	84	88	82
18 Southeast Texas	98	97	93	89	86	85	86	85
19 Golden Crescent	99	98	95	90	88	82	86	81
20 Alamo	86	85	74	70	68	69	68	68
21 South Texas	98	96	90	83	80	70	74	68
22 Coastal Bend	98	97	94	90	89	86	88	85
23 Lower Rio Grande Valley	84	78	70	62	69	62	68	61
24 Cameron	65	55	53	47	52	50	51	49
25 Texoma	98	96	92	87	91	86	90	86
26 Central Texas	89	87	78	72	75	74	76	73
27 Middle Rio Grande	77	73	74	70	75	76	74	75
28 Gulf Coast	91	90	81	79	77	76	77	76

Licensed Homes: Board Maximum Enhanced Rate by Age Group

Board	Infant		Toddler		Preschooler		School age	
	Full- day	Part- day	Full- day	Part- day	Full- day	Part- day	Full- day	Part- day
1 Panhandle	\$36.60	\$33.20	\$33.40	\$30.10	\$31.19	\$28.34	\$30.31	\$27.25
2 South Plains	\$34.00	\$31.20	\$31.61	\$29.87	\$30.96	\$28.13	\$29.87	\$26.83
3 North Texas	\$32.80	\$29.60	\$29.80	\$26.60	\$27.40	\$24.42	\$26.39	\$23.12
4 North Central Texas	\$46.40	\$41.80	\$42.00	\$37.94	\$39.91	\$34.88	\$38.15	\$32.49
5 Tarrant County	\$48.00	\$43.60	\$43.80	\$39.47	\$41.21	\$36.64	\$39.68	\$34.67
6 Greater Dallas	\$46.20	\$41.40	\$41.65	\$38.59	\$40.56	\$35.76	\$38.82	\$33.58
7 Northeast Texas	\$30.40	\$27.60	\$27.80	\$25.07	\$25.95	\$23.56	\$25.07	\$22.68
8 East Texas	\$30.20	\$27.80	\$27.80	\$26.16	\$26.88	\$24.70	\$26.23	\$23.82
9 West Central Texas	\$30.40	\$27.60	\$27.80	\$25.58	\$26.44	\$23.82	\$25.58	\$22.73
10 Borderplex	\$31.40	\$28.40	\$28.60	\$25.79	\$26.67	\$24.26	\$26.00	\$23.17
11 Permian Basin	\$38.00	\$34.40	\$34.60	\$31.26	\$32.78	\$29.06	\$31.47	\$27.53
12 Concho Valley	\$28.40	\$28.40	\$26.40	\$24.40	\$25.00	\$22.00	\$23.82	\$21.00
13 Heart of Texas	\$31.60	\$29.00	\$29.29	\$27.76	\$28.64	\$26.00	\$27.76	\$24.70
14 Capital Area	\$54.40	\$49.40	\$49.60	\$46.33	\$48.08	\$43.27	\$46.55	\$41.08
15 Rural Capital Area	\$47.40	\$42.80	\$43.49	\$40.65	\$42.40	\$37.59	\$40.87	\$35.62
16 Brazos Valley	\$39.20	\$35.60	\$35.80	\$32.00	\$33.00	\$29.50	\$31.47	\$27.97
17 Deep East Texas	\$33.00	\$29.80	\$30.00	\$26.88	\$27.76	\$25.14	\$26.88	\$23.82
18 Southeast Texas	\$33.20	\$30.40	\$30.60	\$27.76	\$28.85	\$26.44	\$27.97	\$25.35
19 Golden Crescent	\$31.80	\$29.20	\$29.20	\$26.60	\$27.32	\$24.91	\$26.44	\$23.82
20 Alamo	\$41.80	\$38.20	\$38.40	\$34.97	\$36.50	\$32.78	\$35.18	\$31.26
21 South Texas	\$33.20	\$30.20	\$30.20	\$27.00	\$27.80	\$24.91	\$26.67	\$23.82
22 Coastal Bend	\$38.20	\$34.60	\$34.80	\$31.69	\$33.00	\$29.73	\$31.91	\$28.20
23 Lower Rio Grande Valley	\$34.00	\$31.03	\$31.69	\$29.94	\$31.03	\$27.97	\$29.94	\$26.67
24 Cameron	\$35.18	\$33.22	\$33.88	\$32.12	\$33.22	\$30.38	\$32.12	\$29.06
25 Texoma	\$32.40	\$29.40	\$29.94	\$28.41	\$29.29	\$26.67	\$28.41	\$25.58
26 Central Texas	\$31.60	\$28.80	\$29.00	\$27.11	\$27.97	\$25.35	\$27.11	\$24.05
27 Middle Rio Grande	\$29.50	\$28.20	\$28.64	\$27.32	\$28.20	\$26.00	\$27.32	\$25.14
28 Gulf Coast	\$45.40	\$41.00	\$41.20	\$36.71	\$38.46	\$33.65	\$36.93	\$31.69

Licensed Homes: Percentile of Board Maximum Enhanced Rate by Age Group

Board	Infant		Toddler		Preschooler		School age	
	Full- day	Part- day	Full- day	Part- day	Full- day	Part- day	Full- day	Part- day
1 Panhandle	97	95	93	78	84	85	86	87
2 South Plains	94	90	89	80	85	86	86	86
3 North Texas	99	97	96	85	88	89	89	88
4 North Central Texas	79	76	71	54	61	67	65	68
5 Tarrant County	91	87	84	65	72	74	74	74
6 Greater Dallas	94	90	88	78	84	86	85	86
7 Northeast Texas	96	91	89	69	76	77	77	78
8 East Texas	94	89	86	72	78	80	80	81
9 West Central Texas	92	88	85	69	75	77	77	78
10 Borderplex	89	82	79	54	61	65	66	66
11 Permian Basin	97	94	93	78	85	83	85	82
12 Concho Valley	93	97	85	65	71	60	67	58
13 Heart of Texas	93	89	87	77	82	83	84	83
14 Capital Area	83	79	75	62	68	75	72	77
15 Rural Capital Area	86	81	78	66	73	74	75	75
16 Brazos Valley	94	89	87	65	71	71	70	71
17 Deep East Texas	99	96	95	80	85	85	86	83
18 Southeast Texas	97	95	93	77	84	86	85	86
19 Golden Crescent	98	96	94	78	83	83	84	82
20 Alamo	86	81	77	57	65	69	68	70
21 South Texas	96	92	89	65	71	69	71	70
22 Coastal Bend	97	95	93	80	86	86	87	86
23 Lower Rio Grande Valley	80	71	70	55	63	63	65	63
24 Cameron	58	56	55	40	48	51	49	51
25 Texoma	96	91	91	83	87	87	88	87
26 Central Texas	88	83	80	66	71	75	74	75
27 Middle Rio Grande	78	79	77	65	72	75	74	77
28 Gulf Coast	91	88	85	67	74	76	77	78

Registered Homes: Board Maximum Enhanced Rate by Age Group

Board	Infant		Toddler		Preschooler		School age	
	Full- day	Part- day	Full- day	Part- day	Full- day	Part- day	Full- day	Part- day
1 Panhandle	\$35.20	\$31.20	\$32.00	\$28.57	\$29.01	\$25.51	\$25.95	\$25.07
2 South Plains	\$32.80	\$29.43	\$30.20	\$28.13	\$28.57	\$25.07	\$25.51	\$24.65
3 North Texas	\$31.40	\$27.80	\$28.40	\$24.60	\$25.20	\$21.38	\$22.20	\$20.94
4 North Central Texas	\$44.40	\$38.80	\$40.00	\$34.88	\$35.76	\$29.66	\$30.60	\$28.78
5 Tarrant County	\$46.20	\$41.00	\$42.00	\$36.64	\$37.50	\$31.84	\$33.00	\$30.96
6 Greater Dallas	\$44.00	\$38.40	\$39.40	\$35.76	\$36.64	\$30.75	\$31.40	\$29.87
7 Northeast Texas	\$29.20	\$25.80	\$26.60	\$23.77	\$23.98	\$21.15	\$21.59	\$20.94
8 East Texas	\$29.20	\$26.20	\$26.80	\$24.70	\$25.14	\$22.29	\$22.73	\$22.08
9 West Central Texas	\$29.20	\$25.60	\$27.19	\$23.82	\$25.17	\$20.99	\$21.50	\$20.55
10 Borderplex	\$30.20	\$26.60	\$27.40	\$24.48	\$24.91	\$21.85	\$22.08	\$21.42
11 Permian Basin	\$36.40	\$32.00	\$33.00	\$29.06	\$29.73	\$25.35	\$25.79	\$24.70
12 Concho Valley	\$28.40	\$28.40	\$25.60	\$23.20	\$23.60	\$20.40	\$21.60	\$19.20
13 Heart of Texas	\$30.40	\$27.32	\$27.80	\$26.00	\$26.44	\$23.17	\$23.61	\$22.73
14 Capital Area	\$52.20	\$46.40	\$47.60	\$43.27	\$44.14	\$38.24	\$38.90	\$37.37
15 Rural Capital Area	\$45.40	\$39.80	\$41.00	\$37.81	\$38.68	\$32.78	\$33.44	\$31.91
16 Brazos Valley	\$37.80	\$33.40	\$34.20	\$29.60	\$30.40	\$26.23	\$26.80	\$25.58
17 Deep East Texas	\$31.60	\$27.80	\$28.60	\$25.14	\$25.58	\$22.29	\$22.73	\$21.85
18 Southeast Texas	\$32.00	\$28.60	\$29.40	\$26.44	\$26.88	\$23.82	\$24.26	\$23.61
19 Golden Crescent	\$30.60	\$27.60	\$28.20	\$24.91	\$25.58	\$22.29	\$22.80	\$21.85
20 Alamo	\$40.20	\$36.00	\$36.80	\$32.78	\$33.44	\$28.85	\$29.60	\$28.41
21 South Texas	\$31.80	\$28.20	\$29.00	\$25.14	\$25.60	\$22.52	\$22.73	\$22.08
22 Coastal Bend	\$36.60	\$32.40	\$33.40	\$29.73	\$30.38	\$26.23	\$26.67	\$25.79
23 Lower Rio Grande Valley	\$32.60	\$29.50	\$30.16	\$27.97	\$28.64	\$24.91	\$25.35	\$24.26
24 Cameron	\$33.44	\$31.69	\$32.12	\$30.38	\$30.82	\$27.32	\$27.76	\$26.88
25 Texoma	\$31.00	\$27.97	\$28.41	\$26.67	\$27.32	\$23.82	\$24.26	\$23.38
26 Central Texas	\$30.40	\$27.20	\$27.80	\$25.35	\$25.79	\$22.52	\$22.95	\$22.08
27 Middle Rio Grande	\$28.41	\$27.11	\$27.53	\$26.00	\$26.44	\$23.82	\$24.26	\$23.61
28 Gulf Coast	\$43.40	\$38.20	\$39.20	\$33.88	\$34.75	\$28.85	\$30.20	\$27.97

Registered Homes: Percentile of Board Maximum Enhanced Rate by Age Group

Board	Infant		Toddler		Preschooler		School age	
	Full- day	Part- day	Full- day	Part- day	Full- day	Part- day	Full- day	Part- day
1 Panhandle	97	93	89	87	80	89	72	90
2 South Plains	93	89	83	87	80	87	70	89
3 North Texas	98	97	94	90	85	90	77	91
4 North Central Texas	78	76	65	67	56	73	50	75
5 Tarrant County	90	86	79	74	65	76	57	78
6 Greater Dallas	92	89	82	86	79	88	70	89
7 Northeast Texas	94	88	83	79	68	79	59	83
8 East Texas	92	86	80	80	72	81	62	84
9 West Central Texas	91	84	83	77	76	79	59	81
10 Borderplex	87	79	71	68	58	72	46	74
11 Permian Basin	96	92	88	83	77	82	61	83
12 Concho Valley	95	99	80	75	67	69	58	59
13 Heart of Texas	91	87	79	84	76	85	66	86
14 Capital Area	82	79	70	75	65	82	60	84
15 Rural Capital Area	84	78	69	76	67	78	55	79
16 Brazos Valley	93	88	81	72	65	75	53	77
17 Deep East Texas	98	94	91	85	78	84	66	86
18 Southeast Texas	96	93	89	86	80	88	71	90
19 Golden Crescent	97	94	90	83	78	83	65	84
20 Alamo	84	80	71	69	59	72	50	76
21 South Texas	94	88	83	72	63	74	50	76
22 Coastal Bend	97	93	90	87	81	87	69	89
23 Lower Rio Grande Valley	76	70	59	64	55	65	41	66
24 Cameron	50	55	42	51	40	54	30	57
25 Texoma	94	90	84	88	83	87	71	88
26 Central Texas	87	82	73	75	66	78	57	81
27 Middle Rio Grande	74	79	69	76	67	80	60	84
28 Gulf Coast	90	87	80	78	69	80	63	82

State of Texas

Facility Type	Non-traditional hours	Offers transportation	Accreditation	Texas Rising Star	Percent serving any subsidized children	Percent of enrollment that is subsidized	Number of children enrolled	Number of facilities
Licensed Child Care Centers	3.7%	46.6%	15.7%	27.4%	60.3%	21.6%	90457	719
Licensed Child Care Homes	3.1%	14.6%	7.2%	12.2%	29.7%	16.8%	1489	232
Registered Child Care Homes	13.4%	16.0%	2.8%	1.9%	15.0%	9.9%	1685	337
All Facility Types	5.7%	36.3%	11.9%	20.3%	46.9%	21.3%	93631	1288

LWDA 1 Panhandle

Facility Type	Non-traditional hours	Offers transportation	Accreditation	Texas Rising Star	Percent serving any subsidized children	Percent of enrollment that is subsidized	Number of children enrolled	Number of facilities
Licensed Child Care Centers	0.0%	32.6%	14.4%	33.3%	78.1%	21.0%	743	22
Licensed Child Care Homes	0.0%	0.0%	14.5%	0.0%	42.1%	16.1%	21	6
Registered Child Care Homes	35.2%	11.4%	0.0%	0.0%	22.9%	15.3%	39	17
All Facility Types	11.2%	21.9%	9.6%	17.9%	56.2%	20.6%	803	45

LWDA 2 South Plains

Facility Type	Non-traditional hours	Offers transportation	Accreditation	Texas Rising Star	Percent serving any subsidized children	Percent of enrollment that is subsidized	Number of children enrolled	Number of facilities
Licensed Child Care Centers	0.0%	29.2%	8.2%	27.7%	73.9%	31.8%	1285	35
Licensed Child Care Homes	9.9%	0.0%	0.0%	0.0%	29.7%	20.6%	36	12
Registered Child Care Homes	8.0%	0.0%	0.0%	0.0%	16.0%	15.1%	17	12
All Facility Types	3.2%	19.4%	5.4%	18.3%	56.6%	31.3%	1338	59

LWDA 3 North Texas

Facility Type	Non-traditional hours	Offers transportation	Accreditation	Texas Rising Star	Percent serving any subsidized children	Percent of enrollment that is subsidized	Number of children enrolled	Number of facilities
Licensed Child Care Centers	7.2%	51.9%	0.0%	50.1%	78.7%	31.3%	561	28
Licensed Child Care Homes	0.0%	0.0%	0.0%	35.0%	52.5%	16.1%	22	7
Registered Child Care Homes	0.0%	0.0%	0.0%	0.0%	0.0%	0.0%	20	7
All Facility Types	4.3%	30.6%	0.0%	36.2%	57.4%	29.7%	603	42

LWDA 4 North Central Texas

Facility Type	Non-traditional hours	Offers transportation	Accreditation	Texas Rising Star	Percent serving any subsidized children	Percent of enrollment that is subsidized	Number of children enrolled	Number of facilities
Licensed Child Care Centers	0.0%	43.2%	4.5%	8.0%	25.4%	5.2%	13486	33
Licensed Child Care Homes	0.0%	5.1%	5.1%	0.0%	0.0%	0.0%	230	15
Registered Child Care Homes	6.6%	7.1%	0.0%	0.0%	5.1%	2.6%	153	27
All Facility Types	0.9%	32.6%	4.0%	5.7%	18.9%	5.1%	13869	75

LWDA 5 Tarrant County

Facility Type	Non-traditional hours	Offers transportation	Accreditation	Texas Rising Star	Percent serving any subsidized children	Percent of enrollment that is subsidized	Number of children enrolled	Number of facilities
Licensed Child Care Centers	3.6%	54.7%	22.9%	45.7%	65.4%	19.1%	6300	33
Licensed Child Care Homes	9.4%	18.9%	0.0%	31.3%	18.9%	14.3%	109	13
Registered Child Care Homes	13.4%	32.3%	3.6%	3.6%	22.3%	17.7%	163	29
All Facility Types	7.3%	43.1%	14.4%	31.8%	46.0%	19.0%	6572	75

LWDA 6 Greater Dallas

Facility Type	Non-traditional hours	Offers transportation	Accreditation	Texas Rising Star	Percent serving any subsidized children	Percent of enrollment that is subsidized	Number of children enrolled	Number of facilities
Licensed Child Care Centers	7.9%	51.8%	24.2%	32.8%	55.2%	39.2%	6817	33
Licensed Child Care Homes	0.0%	20.6%	3.6%	30.9%	41.2%	27.7%	103	17
Registered Child Care Homes	5.8%	22.3%	9.6%	13.2%	29.9%	14.0%	159	35
All Facility Types	6.3%	40.2%	17.5%	27.3%	46.4%	38.4%	7079	85

LWDA 7 Northeast Texas

Facility Type	Non-traditional hours	Offers transportation	Accreditation	Texas Rising Star	Percent serving any subsidized children	Percent of enrollment that is subsidized	Number of children enrolled	Number of facilities
Licensed Child Care Centers	0.0%	53.7%	5.1%	37.0%	79.6%	39.2%	803	22
Licensed Child Care Homes	0.0%	0.0%	0.0%	0.0%	0.0%	0.0%	12	3
Registered Child Care Homes	0.0%	0.0%	0.0%	0.0%	45.5%	8.1%	9	2
All Facility Types	0.0%	42.2%	3.9%	28.8%	67.9%	38.3%	823	27

LWDA 8 East Texas

Facility Type	Non-traditional hours	Offers transportation	Accreditation	Texas Rising Star	Percent serving any subsidized children	Percent of enrollment that is subsidized	Number of children enrolled	Number of facilities
Licensed Child Care Centers	0.0%	43.1%	3.2%	40.3%	80.6%	33.4%	2128	27
Licensed Child Care Homes	0.0%	0.0%	0.0%	0.0%	47.0%	21.2%	36	11
Registered Child Care Homes	0.0%	0.0%	0.0%	0.0%	46.7%	32.3%	13	6
All Facility Types	0.0%	33.7%	2.5%	31.5%	73.3%	33.2%	2176	44

LWDA 9 West Central Texas

Facility Type	Non-traditional hours	Offers transportation	Accreditation	Texas Rising Star	Percent serving any subsidized children	Percent of enrollment that is subsidized	Number of children enrolled	Number of facilities
Licensed Child Care Centers	3.8%	34.6%	4.0%	23.1%	69.2%	26.6%	788	24
Licensed Child Care Homes	18.4%	18.4%	0.0%	10.5%	42.1%	13.1%	22	11
Registered Child Care Homes	6.2%	25.6%	0.0%	0.0%	12.8%	7.4%	32	14
All Facility Types	6.5%	29.6%	2.2%	14.3%	48.2%	25.5%	842	49

LWDA 10 Borderplex

Facility Type	Non-traditional hours	Offers transportation	Accreditation	Texas Rising Star	Percent serving any subsidized children	Percent of enrollment that is subsidized	Number of children enrolled	Number of facilities
Licensed Child Care Centers	11.9%	39.6%	14.8%	32.5%	51.5%	46.6%	1445	27
Licensed Child Care Homes	8.6%	58.6%	0.0%	0.0%	42.9%	17.0%	92	10
Registered Child Care Homes	0.0%	27.1%	0.0%	0.0%	40.6%	18.6%	29	8
All Facility Types	9.9%	43.4%	9.4%	20.6%	48.2%	44.4%	1566	45

LWDA 11 Permian Basin

Facility Type	Non-traditional hours	Offers transportation	Accreditation	Texas Rising Star	Percent serving any subsidized children	Percent of enrollment that is subsidized	Number of children enrolled	Number of facilities
Licensed Child Care Centers	5.1%	35.9%	7.1%	5.1%	66.6%	28.4%	1521	23
Licensed Child Care Homes
Registered Child Care Homes	0.0%	0.0%	0.0%	0.0%	22.2%	4.6%	6	6
All Facility Types	4.7%	33.1%	6.6%	4.7%	63.2%	28.3%	1527	29

LWDA 12 Concho Valley

Facility Type	Non-traditional hours	Offers transportation	Accreditation	Texas Rising Star	Percent serving any subsidized children	Percent of enrollment that is subsidized	Number of children enrolled	Number of facilities
Licensed Child Care Centers	0.0%	4.8%	0.0%	11.9%	81.6%	21.7%	355	18
Licensed Child Care Homes
Registered Child Care Homes	0.0%	0.0%	0.0%	0.0%	33.3%	12.7%	14	9
All Facility Types	0.0%	3.4%	0.0%	8.0%	67.9%	21.3%	369	27

LWDA 13 Heart of Texas

Facility Type	Non-traditional hours	Offers transportation	Accreditation	Texas Rising Star	Percent serving any subsidized children	Percent of enrollment that is subsidized	Number of children enrolled	Number of facilities
Licensed Child Care Centers	0.0%	25.8%	4.4%	38.7%	73.1%	23.9%	939	27
Licensed Child Care Homes	0.0%	0.0%	20.0%	43.5%	34.8%	17.5%	26	9
Registered Child Care Homes	14.3%	14.3%	0.0%	7.1%	14.3%	7.8%	26	8
All Facility Types	2.6%	19.9%	4.6%	33.7%	56.8%	23.3%	990	44

LWDA 14 Capital Area

Facility Type	Non-traditional hours	Offers transportation	Accreditation	Texas Rising Star	Percent serving any subsidized children	Percent of enrollment that is subsidized	Number of children enrolled	Number of facilities
Licensed Child Care Centers	0.0%	6.2%	32.1%	12.5%	57.3%	12.0%	4872	25
Licensed Child Care Homes	0.0%	0.0%	0.0%	10.3%	20.6%	11.5%	60	6
Registered Child Care Homes	11.8%	7.6%	0.0%	0.0%	19.5%	8.9%	45	12
All Facility Types	1.1%	5.6%	25.1%	11.0%	49.4%	12.0%	4977	43

LWDA 15 Rural Capital Area

Facility Type	Non-traditional hours	Offers transportation	Accreditation	Texas Rising Star	Percent serving any subsidized children	Percent of enrollment that is subsidized	Number of children enrolled	Number of facilities
Licensed Child Care Centers	0.0%	21.9%	3.7%	21.3%	65.1%	9.9%	3734	31
Licensed Child Care Homes	0.0%	0.0%	14.7%	0.0%	19.4%	8.3%	72	12
Registered Child Care Homes
All Facility Types	0.0%	18.4%	5.5%	17.8%	57.8%	9.9%	3806	43

LWDA 16 Brazos Valley

Facility Type	Non-traditional hours	Offers transportation	Accreditation	Texas Rising Star	Percent serving any subsidized children	Percent of enrollment that is subsidized	Number of children enrolled	Number of facilities
Licensed Child Care Centers	0.0%	17.7%	10.7%	30.4%	52.4%	20.9%	1142	33
Licensed Child Care Homes	0.0%	15.9%	0.0%	15.9%	54.8%	32.2%	38	7
Registered Child Care Homes	0.0%	0.0%	0.0%	0.0%	30.0%	13.2%	13	10
All Facility Types	0.0%	15.4%	7.4%	24.3%	50.5%	21.2%	1193	50

LWDA 17 Deep East Texas

Facility Type	Non-traditional hours	Offers transportation	Accreditation	Texas Rising Star	Percent serving any subsidized children	Percent of enrollment that is subsidized	Number of children enrolled	Number of facilities
Licensed Child Care Centers	4.8%	33.3%	0.0%	61.9%	85.7%	40.2%	871	22
Licensed Child Care Homes	0.0%	0.0%	0.0%	15.6%	46.9%	12.3%	9	5
Registered Child Care Homes
All Facility Types	4.3%	30.1%	0.0%	57.4%	81.9%	40.0%	880	27

LWDA 18 Southeast Texas

Facility Type	Non-traditional hours	Offers transportation	Accreditation	Texas Rising Star	Percent serving any subsidized children	Percent of enrollment that is subsidized	Number of children enrolled	Number of facilities
Licensed Child Care Centers	3.4%	50.5%	0.0%	16.8%	60.3%	32.7%	1016	32
Licensed Child Care Homes	0.0%	0.0%	0.0%	25.0%	50.0%	21.4%	12	4
Registered Child Care Homes	9.5%	0.0%	8.1%	10.5%	28.4%	16.8%	15	12
All Facility Types	3.9%	38.4%	1.1%	16.7%	54.7%	32.3%	1044	48

LWDA 19 Golden Crescent

Facility Type	Non-traditional hours	Offers transportation	Accreditation	Texas Rising Star	Percent serving any subsidized children	Percent of enrollment that is subsidized	Number of children enrolled	Number of facilities
Licensed Child Care Centers	3.0%	42.3%	0.0%	12.1%	75.5%	33.9%	573	31
Licensed Child Care Homes	8.3%	8.3%	0.0%	0.0%	8.6%	6.4%	40	12
Registered Child Care Homes	0.0%	20.0%	0.0%	0.0%	20.0%	3.1%	11	5
All Facility Types	4.3%	29.9%	0.0%	7.2%	49.9%	31.6%	624	48

LWDA 20 Alamo

Facility Type	Non-traditional hours	Offers transportation	Accreditation	Texas Rising Star	Percent serving any subsidized children	Percent of enrollment that is subsidized	Number of children enrolled	Number of facilities
Licensed Child Care Centers	0.0%	41.7%	35.0%	29.6%	64.1%	20.7%	6925	27
Licensed Child Care Homes	0.0%	8.7%	0.0%	0.0%	8.7%	6.0%	86	10
Registered Child Care Homes	8.2%	5.6%	2.8%	0.0%	15.2%	8.6%	173	35
All Facility Types	2.4%	28.2%	22.3%	18.5%	44.6%	20.2%	7184	72

LWDA 21 South Texas

Facility Type	Non-traditional hours	Offers transportation	Accreditation	Texas Rising Star	Percent serving any subsidized children	Percent of enrollment that is subsidized	Number of children enrolled	Number of facilities
Licensed Child Care Centers	5.8%	64.2%	0.0%	35.0%	87.6%	66.9%	926	18
Licensed Child Care Homes	0.0%	0.0%	0.0%	25.0%	100.0%	53.5%	26	5
Registered Child Care Homes
All Facility Types	4.9%	53.6%	0.0%	33.7%	89.6%	66.6%	952	23

LWDA 22 Coastal Bend

Facility Type	Non-traditional hours	Offers transportation	Accreditation	Texas Rising Star	Percent serving any subsidized children	Percent of enrollment that is subsidized	Number of children enrolled	Number of facilities
Licensed Child Care Centers	0.0%	8.3%	8.7%	20.0%	88.0%	43.3%	919	25
Licensed Child Care Homes	7.9%	15.9%	0.0%	0.0%	47.6%	29.3%	46	11
Registered Child Care Homes	9.1%	0.0%	0.0%	0.0%	13.5%	7.5%	20	12
All Facility Types	3.3%	8.9%	5.1%	12.3%	67.0%	41.9%	985	48

LWDA 23 Lower Rio Grande Valley

Facility Type	Non-traditional hours	Offers transportation	Accreditation	Texas Rising Star	Percent serving any subsidized children	Percent of enrollment that is subsidized	Number of children enrolled	Number of facilities
Licensed Child Care Centers	0.0%	89.5%	0.0%	31.6%	100.0%	67.1%	2182	19
Licensed Child Care Homes	0.0%	39.4%	0.0%	0.0%	30.3%	60.8%	42	4
Registered Child Care Homes	0.0%	23.4%	0.0%	0.0%	32.1%	30.3%	23	17
All Facility Types	0.0%	78.2%	0.0%	25.2%	86.0%	66.6%	2247	40

LWDA 24 Cameron

Facility Type	Non-traditional hours	Offers transportation	Accreditation	Texas Rising Star	Percent serving any subsidized children	Percent of enrollment that is subsidized	Number of children enrolled	Number of facilities
Licensed Child Care Centers	0.0%	86.8%	0.0%	39.7%	93.0%	69.7%	1013	16
Licensed Child Care Homes	0.0%	43.4%	6.6%	28.9%	72.4%	59.4%	15	8
Registered Child Care Homes
All Facility Types	0.0%	82.6%	0.7%	38.6%	91.0%	69.6%	1029	24

LWDA 25 Texoma

Facility Type	Non-traditional hours	Offers transportation	Accreditation	Texas Rising Star	Percent serving any subsidized children	Percent of enrollment that is subsidized	Number of children enrolled	Number of facilities
Licensed Child Care Centers	0.0%	37.4%	7.1%	24.9%	87.2%	40.1%	424	16
Licensed Child Care Homes	0.0%	0.0%	22.9%	45.8%	45.8%	24.5%	13	4
Registered Child Care Homes
All Facility Types	0.0%	27.7%	11.6%	30.3%	76.6%	39.7%	437	20

LWDA 26 Central Texas

Facility Type	Non-traditional hours	Offers transportation	Accreditation	Texas Rising Star	Percent serving any subsidized children	Percent of enrollment that is subsidized	Number of children enrolled	Number of facilities
Licensed Child Care Centers	27.5%	46.3%	13.7%	33.6%	77.8%	26.1%	1919	25
Licensed Child Care Homes	43.2%	6.3%	6.3%	25.3%	50.5%	18.8%	34	12
Registered Child Care Homes	25.0%	19.6%	0.0%	2.8%	24.4%	11.4%	51	30
All Facility Types	29.0%	34.1%	9.1%	24.9%	61.3%	25.6%	2004	67

LWDA 27 Middle Rio Grande

Facility Type	Non-traditional hours	Offers transportation	Accreditation	Texas Rising Star	Percent serving any subsidized children	Percent of enrollment that is subsidized	Number of children enrolled	Number of facilities
Licensed Child Care Centers	0.0%	33.3%	10.1%	40.5%	81.0%	47.1%	226	12
Licensed Child Care Homes	0.0%	14.5%	0.0%	14.5%	29.1%	3.8%	12	6
Registered Child Care Homes	0.0%	0.0%	0.0%	0.0%	16.7%	7.4%	8	2
All Facility Types	0.0%	25.4%	6.8%	33.4%	62.3%	43.7%	245	20

LWDA 28 Gulf Coast

Facility Type	Non-traditional hours	Offers transportation	Accreditation	Texas Rising Star	Percent serving any subsidized children	Percent of enrollment that is subsidized	Number of children enrolled	Number of facilities
Licensed Child Care Centers	6.7%	57.1%	22.1%	31.4%	58.3%	15.5%	26546	54
Licensed Child Care Homes	0.0%	17.8%	25.4%	17.8%	41.6%	19.0%	276	12
Registered Child Care Homes	19.0%	16.7%	2.7%	0.0%	7.8%	7.5%	648	22
All Facility Types	9.9%	41.6%	16.5%	20.9%	41.2%	15.4%	27469	88

State of Texas

Facility Type	Non-Profit		For-Profit		Number of Facilities
	Sectarian	Non-Sectarian	Sectarian	Non-Sectarian	
Licensed Child Care Centers	11.2%	23.2%	0.8%	60.6%	719
Licensed Child Care Homes	0.0%	2.9%	0.9%	90.1%	232
Registered Child Care Homes	0.0%	5.4%	0.6%	88.5%	337
All Facility Types	7.4%	16.9%	0.8%	70.2%	1288

LWDA 1 Panhandle

Facility Type	Non-Profit		For-Profit		Number of Facilities	All facilities sampled
	Sectarian	Non-Sectarian	Sectarian	Non-Sectarian		
Licensed Child Care Centers	19.6%	26.0%	0.0%	50.0%	22	Y
Licensed Child Care Homes	0.0%	14.5%	0.0%	85.5%	6	Y
Registered Child Care Homes	0.0%	0.0%	0.0%	100.0%	17	Y
All Facility Types	11.0%	16.4%	0.0%	70.2%	45	Y

LWDA 2 South Plains

Facility Type	Non-Profit		For-Profit		Number of Facilities	All facilities sampled
	Sectarian	Non-Sectarian	Sectarian	Non-Sectarian		
Licensed Child Care Centers	6.9%	36.9%	2.3%	47.7%	35	N
Licensed Child Care Homes	0.0%	0.0%	0.0%	92.5%	12	N
Registered Child Care Homes	0.0%	8.0%	0.0%	92.0%	12	Y
All Facility Types	4.5%	25.2%	1.5%	63.3%	59	N

LWDA 3 North Texas

Facility Type	Non-Profit		For-Profit		Number of Facilities	All facilities sampled
	Sectarian	Non-Sectarian	Sectarian	Non-Sectarian		
Licensed Child Care Centers	10.7%	35.7%	0.0%	42.9%	28	Y
Licensed Child Care Homes	0.0%	0.0%	0.0%	82.5%	7	Y
Registered Child Care Homes	0.0%	0.0%	0.0%	100.0%	7	Y
All Facility Types	6.4%	21.3%	0.0%	62.4%	42	Y

LWDA 4 North Central Texas

Facility Type	Non-Profit		For-Profit		Number of Facilities	All facilities sampled
	Sectarian	Non-Sectarian	Sectarian	Non-Sectarian		
Licensed Child Care Centers	10.5%	21.8%	0.0%	63.6%	33	N
Licensed Child Care Homes	0.0%	0.0%	0.0%	94.9%	15	N
Registered Child Care Homes	0.0%	0.0%	0.0%	91.9%	27	N
All Facility Types	7.5%	15.6%	0.0%	72.1%	75	N

LWDA 5 Tarrant County

Facility Type	Non-Profit		For-Profit		Number of Facilities	All facilities sampled
	Sectarian	Non-Sectarian	Sectarian	Non-Sectarian		
Licensed Child Care Centers	12.1%	29.0%	2.1%	54.7%	33	N
Licensed Child Care Homes	0.0%	0.0%	9.4%	81.1%	13	N
Registered Child Care Homes	0.0%	7.4%	3.3%	85.9%	29	N
All Facility Types	6.8%	18.6%	3.5%	67.7%	75	N

LWDA 6 Greater Dallas

Facility Type	Non-Profit		For-Profit		Number of Facilities	All facilities sampled
	Sectarian	Non-Sectarian	Sectarian	Non-Sectarian		
Licensed Child Care Centers	12.0%	26.3%	0.0%	59.7%	33	N
Licensed Child Care Homes	0.0%	0.0%	0.0%	89.7%	17	N
Registered Child Care Homes	0.0%	8.5%	0.0%	82.9%	35	N
All Facility Types	7.2%	18.1%	0.0%	69.8%	85	N

LWDA 7 Northeast Texas

Facility Type	Non-Profit		For-Profit		Number of Facilities	All facilities sampled
	Sectarian	Non-Sectarian	Sectarian	Non-Sectarian		
Licensed Child Care Centers	27.9%	17.7%	0.0%	44.9%	22	Y
Licensed Child Care Homes	0.0%	33.3%	0.0%	66.7%	3	Y
Registered Child Care Homes	0.0%	0.0%	0.0%	54.5%	2	Y
All Facility Types	21.9%	17.1%	0.0%	48.1%	27	Y

LWDA 8 East Texas

Facility Type	Non-Profit		For-Profit		Number of Facilities	All facilities sampled
	Sectarian	Non-Sectarian	Sectarian	Non-Sectarian		
Licensed Child Care Centers	30.0%	14.9%	0.0%	51.2%	27	N
Licensed Child Care Homes	0.0%	7.8%	0.0%	92.2%	11	N
Registered Child Care Homes	0.0%	0.0%	0.0%	100.0%	6	Y
All Facility Types	23.4%	12.6%	0.0%	60.8%	44	N

LWDA 9 West Central Texas

Facility Type	Non-Profit		For-Profit		Number of Facilities	All facilities sampled
	Sectarian	Non-Sectarian	Sectarian	Non-Sectarian		
Licensed Child Care Centers	19.2%	25.6%	0.0%	51.3%	24	N
Licensed Child Care Homes	0.0%	26.3%	0.0%	73.7%	11	Y
Registered Child Care Homes	0.0%	19.0%	0.0%	81.0%	14	Y
All Facility Types	10.7%	23.7%	0.0%	63.5%	49	N

LWDA 10 Borderplex

Facility Type	Non-Profit		For-Profit		Number of Facilities	All facilities sampled
	Sectarian	Non-Sectarian	Sectarian	Non-Sectarian		
Licensed Child Care Centers	0.0%	60.6%	7.9%	31.5%	27	N
Licensed Child Care Homes	0.0%	0.0%	0.0%	100.0%	10	N
Registered Child Care Homes	0.0%	0.0%	13.5%	75.7%	8	Y
All Facility Types	0.0%	38.8%	6.4%	53.8%	45	N

LWDA 11 Permian Basin

Facility Type	Non-Profit		For-Profit		Number of Facilities	All facilities sampled
	Sectarian	Non-Sectarian	Sectarian	Non-Sectarian		
Licensed Child Care Centers	22.5%	18.3%	2.9%	51.2%	23	N
Licensed Child Care Homes	N
Registered Child Care Homes	0.0%	0.0%	0.0%	100.0%	6	Y
All Facility Types	20.8%	16.9%	2.7%	55.0%	29	N

LWDA 12 Concho Valley

Facility Type	Non-Profit		For-Profit		Number of Facilities	All facilities sampled
	Sectarian	Non-Sectarian	Sectarian	Non-Sectarian		
Licensed Child Care Centers	32.8%	52.8%	0.0%	14.4%	18	Y
Licensed Child Care Homes	Y
Registered Child Care Homes	0.0%	0.0%	0.0%	100.0%	9	Y
All Facility Types	23.5%	37.8%	0.0%	38.6%	27	Y

LWDA 13 Heart of Texas

Facility Type	Non-Profit		For-Profit		Number of Facilities	All facilities sampled
	Sectarian	Non-Sectarian	Sectarian	Non-Sectarian		
Licensed Child Care Centers	13.2%	39.0%	4.3%	43.5%	27	N
Licensed Child Care Homes	0.0%	0.0%	0.0%	100.0%	9	Y
Registered Child Care Homes	0.0%	0.0%	7.1%	92.9%	8	Y
All Facility Types	8.8%	26.2%	4.2%	60.8%	44	N

LWDA 14 Capital Area

Facility Type	Non-Profit		For-Profit		Number of Facilities	All facilities sampled
	Sectarian	Non-Sectarian	Sectarian	Non-Sectarian		
Licensed Child Care Centers	11.3%	35.6%	2.6%	47.8%	25	N
Licensed Child Care Homes	0.0%	0.0%	0.0%	100.0%	6	N
Registered Child Care Homes	0.0%	0.0%	0.0%	84.7%	12	Y
All Facility Types	8.9%	28.0%	2.1%	57.5%	43	N

LWDA 15 Rural Capital Area

Facility Type	Non-Profit		For-Profit		Number of Facilities	All facilities sampled
	Sectarian	Non-Sectarian	Sectarian	Non-Sectarian		
Licensed Child Care Centers	3.4%	36.1%	0.0%	60.4%	31	N
Licensed Child Care Homes	0.0%	0.0%	0.0%	92.7%	12	N
Registered Child Care Homes	N
All Facility Types	2.9%	30.4%	0.0%	65.6%	43	N

LWDA 16 Brazos Valley

Facility Type	Non-Profit		For-Profit		Number of Facilities	All facilities sampled
	Sectarian	Non-Sectarian	Sectarian	Non-Sectarian		
Licensed Child Care Centers	17.7%	0.0%	3.7%	75.4%	33	N
Licensed Child Care Homes	0.0%	13.7%	0.0%	72.6%	7	N
Registered Child Care Homes	0.0%	0.0%	0.0%	100.0%	10	Y
All Facility Types	12.1%	2.9%	2.6%	77.4%	50	N

LWDA 17 Deep East Texas

Facility Type	Non-Profit		For-Profit		Number of Facilities	All facilities sampled
	Sectarian	Non-Sectarian	Sectarian	Non-Sectarian		
Licensed Child Care Centers	22.2%	9.5%	4.8%	58.7%	22	Y
Licensed Child Care Homes	0.0%	0.0%	15.6%	84.4%	5	Y
Registered Child Care Homes	N
All Facility Types	20.0%	8.6%	5.8%	61.2%	27	N

LWDA 18 Southeast Texas

Facility Type	Non-Profit		For-Profit		Number of Facilities	All facilities sampled
	Sectarian	Non-Sectarian	Sectarian	Non-Sectarian		
Licensed Child Care Centers	12.6%	33.5%	3.4%	43.8%	32	N
Licensed Child Care Homes	0.0%	25.0%	0.0%	75.0%	4	Y
Registered Child Care Homes	0.0%	7.5%	0.0%	83.0%	12	Y
All Facility Types	9.6%	28.9%	2.5%	52.4%	48	N

LWDA 19 Golden Crescent

Facility Type	Non-Profit		For-Profit		Number of Facilities	All facilities sampled
	Sectarian	Non-Sectarian	Sectarian	Non-Sectarian		
Licensed Child Care Centers	10.7%	37.8%	0.0%	51.5%	31	Y
Licensed Child Care Homes	0.0%	0.0%	0.0%	100.0%	12	N
Registered Child Care Homes	0.0%	0.0%	0.0%	100.0%	5	Y
All Facility Types	6.4%	22.7%	0.0%	70.9%	48	N

LWDA 20 Alamo

Facility Type	Non-Profit		For-Profit		Number of Facilities	All facilities sampled
	Sectarian	Non-Sectarian	Sectarian	Non-Sectarian		
Licensed Child Care Centers	9.7%	31.6%	0.0%	56.3%	27	N
Licensed Child Care Homes	0.0%	21.7%	0.0%	78.3%	10	N
Registered Child Care Homes	0.0%	2.7%	0.0%	91.8%	35	N
All Facility Types	6.0%	22.3%	0.0%	68.7%	72	N

LWDA 21 South Texas

Facility Type	Non-Profit		For-Profit		Number of Facilities	All facilities sampled
	Sectarian	Non-Sectarian	Sectarian	Non-Sectarian		
Licensed Child Care Centers	5.8%	11.7%	0.0%	70.8%	18	N
Licensed Child Care Homes	0.0%	20.0%	0.0%	80.0%	5	Y
Registered Child Care Homes	N
All Facility Types	4.9%	13.0%	0.0%	72.3%	23	N

LWDA 22 Coastal Bend

Facility Type	Non-Profit		For-Profit		Number of Facilities	All facilities sampled
	Sectarian	Non-Sectarian	Sectarian	Non-Sectarian		
Licensed Child Care Centers	12.0%	56.0%	4.0%	24.0%	25	N
Licensed Child Care Homes	0.0%	0.0%	0.0%	92.1%	11	N
Registered Child Care Homes	0.0%	18.3%	0.0%	81.7%	12	Y
All Facility Types	7.3%	36.8%	2.4%	49.1%	48	N

LWDA 23 Lower Rio Grande Valley

Facility Type	Non-Profit		For-Profit		Number of Facilities	All facilities sampled
	Sectarian	Non-Sectarian	Sectarian	Non-Sectarian		
Licensed Child Care Centers	10.5%	10.5%	0.0%	68.4%	19	N
Licensed Child Care Homes	0.0%	0.0%	0.0%	100.0%	4	N
Registered Child Care Homes	0.0%	18.1%	0.0%	75.5%	17	Y
All Facility Types	8.4%	9.6%	0.0%	73.2%	40	N

LWDA 24 Cameron

Facility Type	Non-Profit		For-Profit		Number of Facilities	All facilities sampled
	Sectarian	Non-Sectarian	Sectarian	Non-Sectarian		
Licensed Child Care Centers	0.0%	25.6%	0.0%	74.4%	16	N
Licensed Child Care Homes	0.0%	14.5%	0.0%	71.1%	8	Y
Registered Child Care Homes	N
All Facility Types	0.0%	24.5%	0.0%	74.1%	24	N

LWDA 25 Texoma

Facility Type	Non-Profit		For-Profit		Number of Facilities	All facilities sampled
	Sectarian	Non-Sectarian	Sectarian	Non-Sectarian		
Licensed Child Care Centers	25.2%	18.7%	0.0%	56.1%	16	Y
Licensed Child Care Homes	0.0%	0.0%	0.0%	100.0%	4	Y
Registered Child Care Homes	N
All Facility Types	18.7%	13.9%	0.0%	67.4%	20	N

LWDA 26 Central Texas

Facility Type	Non-Profit		For-Profit		Number of Facilities	All facilities sampled
	Sectarian	Non-Sectarian	Sectarian	Non-Sectarian		
Licensed Child Care Centers	16.7%	2.5%	0.0%	76.2%	25	N
Licensed Child Care Homes	0.0%	0.0%	0.0%	100.0%	12	N
Registered Child Care Homes	0.0%	5.4%	0.0%	94.6%	30	Y
All Facility Types	10.4%	2.9%	0.0%	83.8%	67	N


LWDA 27 Middle Rio Grande

Facility Type	Non-Profit		For-Profit		Number of Facilities	All facilities sampled
	Sectarian	Non-Sectarian	Sectarian	Non-Sectarian		
Licensed Child Care Centers	13.1%	30.4%	0.0%	56.5%	12	Y
Licensed Child Care Homes	0.0%	0.0%	0.0%	100.0%	6	Y
Registered Child Care Homes	0.0%	83.3%	0.0%	16.7%	2	Y
All Facility Types	8.7%	30.1%	0.0%	61.2%	20	Y

LWDA 28 Gulf Coast

Facility Type	Non-Profit		For-Profit		Number of Facilities	All facilities sampled
	Sectarian	Non-Sectarian	Sectarian	Non-Sectarian		
Licensed Child Care Centers	9.9%	13.5%	0.0%	70.7%	54	N
Licensed Child Care Homes	0.0%	0.0%	0.0%	88.1%	12	N
Registered Child Care Homes	0.0%	5.5%	0.0%	89.1%	22	N
All Facility Types	6.0%	9.9%	0.0%	77.9%	88	N


State of Texas

															
			30th percentile	35th percentile	40th percentile	45th percentile	50th percentile	55th percentile	60th percentile	65th percentile	70th percentile	75th percentile	80th percentile	85th percentile	
Licensed Child Care Centers	Infant	0-11 months	Full-day	\$33.80	\$34.80	\$35.80	\$36.60	\$37.40	\$38.40	\$39.40	\$40.20	\$41.40	\$42.40	\$43.60	\$45.20
		Part-day	\$30.20	\$31.00	\$31.80	\$32.60	\$33.60	\$34.40	\$35.20	\$36.20	\$37.20	\$38.20	\$39.40	\$40.80	
	12-17 months	Full-day	\$33.60	\$34.40	\$35.40	\$36.20	\$37.20	\$38.00	\$39.00	\$39.80	\$41.00	\$42.00	\$43.40	\$44.80	
		Part-day	\$30.00	\$30.80	\$31.60	\$32.60	\$33.40	\$34.20	\$35.00	\$36.00	\$37.00	\$38.00	\$39.20	\$40.60	
	Toddler	18-23 months	Full-day	\$32.40	\$33.40	\$34.20	\$35.00	\$36.00	\$36.80	\$37.80	\$38.60	\$39.60	\$40.80	\$42.00	\$43.40
		Part-day	\$28.80	\$29.80	\$30.60	\$31.40	\$32.20	\$33.00	\$33.80	\$34.80	\$35.80	\$36.80	\$38.00	\$39.40	
	2 years	Full-day	\$31.80	\$32.80	\$33.60	\$34.40	\$35.40	\$36.20	\$37.00	\$38.00	\$39.00	\$40.20	\$41.40	\$42.80	
		Part-day	\$28.60	\$29.40	\$30.20	\$31.20	\$32.00	\$32.80	\$33.60	\$34.40	\$35.40	\$36.40	\$37.60	\$39.00	
	3 years	Full-day	\$30.80	\$31.80	\$32.60	\$33.40	\$34.40	\$35.20	\$36.00	\$37.00	\$38.00	\$39.00	\$40.20	\$41.80	
		Part-day	\$24.60	\$25.60	\$26.20	\$27.00	\$27.80	\$28.60	\$29.40	\$30.20	\$31.00	\$32.00	\$33.20	\$34.40	
	Preschool	4 years	Full-day	\$30.00	\$31.00	\$31.80	\$32.60	\$33.40	\$34.40	\$35.20	\$36.00	\$37.00	\$38.20	\$39.40	\$40.80
			Part-day	\$24.00	\$24.80	\$25.40	\$26.20	\$27.00	\$27.80	\$28.60	\$29.40	\$30.20	\$31.20	\$32.20	\$33.60
	5 years	Full-day	\$29.00	\$30.00	\$30.80	\$31.60	\$32.40	\$33.20	\$34.20	\$35.00	\$36.00	\$37.00	\$38.20	\$39.60	
		Part-day	\$22.80	\$23.60	\$24.20	\$25.00	\$25.80	\$26.40	\$27.20	\$28.00	\$29.00	\$29.80	\$31.00	\$32.20	
	School age	6-13 years	Full-day	\$28.60	\$29.60	\$30.40	\$31.20	\$32.00	\$32.80	\$33.60	\$34.60	\$35.60	\$36.60	\$37.80	\$39.20
			Part-day	\$22.20	\$23.00	\$23.60	\$24.40	\$25.20	\$25.80	\$26.60	\$27.40	\$28.20	\$29.20	\$30.20	\$31.40

State of Texas

															
			30th percentile	35th percentile	40th percentile	45th percentile	50th percentile	55th percentile	60th percentile	65th percentile	70th percentile	75th percentile	80th percentile	85th percentile	
Licensed Child Care Homes	Infant	0-11 months	Full-day	\$29.40	\$30.40	\$31.20	\$32.00	\$32.80	\$33.80	\$34.60	\$35.40	\$36.40	\$37.40	\$38.60	\$40.00
		Part-day	\$27.00	\$28.00	\$28.80	\$29.60	\$30.40	\$31.20	\$32.00	\$32.80	\$33.80	\$34.80	\$36.00	\$37.20	
	12-17 months	Full-day	\$29.60	\$30.40	\$31.20	\$32.20	\$33.00	\$33.80	\$34.60	\$35.60	\$36.60	\$37.60	\$38.80	\$40.20	
		Part-day	\$26.60	\$27.40	\$28.20	\$29.00	\$29.80	\$30.60	\$31.40	\$32.40	\$33.20	\$34.20	\$35.40	\$36.80	
	Toddler	18-23 months	Full-day	\$29.20	\$30.20	\$31.00	\$31.80	\$32.60	\$33.40	\$34.40	\$35.20	\$36.20	\$37.20	\$38.40	\$39.80
		Part-day	\$26.00	\$27.00	\$27.80	\$28.60	\$29.20	\$30.00	\$31.00	\$31.80	\$32.60	\$33.60	\$34.80	\$36.20	
	2 years	Full-day	\$27.80	\$28.60	\$29.40	\$30.20	\$31.00	\$31.80	\$32.80	\$33.60	\$34.60	\$35.60	\$36.80	\$38.20	
		Part-day	\$26.60	\$27.40	\$28.20	\$29.00	\$29.80	\$30.60	\$31.60	\$32.40	\$33.20	\$34.20	\$35.40	\$36.80	
	3 years	Full-day	\$28.20	\$29.00	\$29.80	\$30.60	\$31.40	\$32.40	\$33.20	\$34.00	\$35.00	\$36.00	\$37.20	\$38.60	
		Part-day	\$25.00	\$25.80	\$26.60	\$27.40	\$28.20	\$29.00	\$29.80	\$30.60	\$31.40	\$32.40	\$33.60	\$34.80	
	Preschool	4 years	Full-day	\$28.00	\$28.80	\$29.60	\$30.40	\$31.20	\$32.00	\$32.80	\$33.80	\$34.60	\$35.80	\$36.80	\$38.20
			Part-day	\$23.40	\$24.20	\$24.80	\$25.60	\$26.40	\$27.20	\$28.00	\$28.80	\$29.60	\$30.60	\$31.60	\$32.80
	5 years	Full-day	\$27.40	\$28.20	\$29.00	\$29.80	\$30.60	\$31.40	\$32.20	\$33.20	\$34.00	\$35.00	\$36.20	\$37.60	
		Part-day	\$22.80	\$23.60	\$24.20	\$25.00	\$25.80	\$26.40	\$27.20	\$28.00	\$28.80	\$29.80	\$30.80	\$32.20	
	School age	6-13 years	Full-day	\$26.40	\$27.40	\$28.20	\$29.00	\$29.60	\$30.40	\$31.40	\$32.20	\$33.00	\$34.00	\$35.20	\$36.60
			Part-day	\$22.20	\$23.00	\$23.80	\$24.40	\$25.20	\$26.00	\$26.60	\$27.40	\$28.40	\$29.20	\$30.40	\$31.60

State of Texas

															
			30th percentile	35th percentile	40th percentile	45th percentile	50th percentile	55th percentile	60th percentile	65th percentile	70th percentile	75th percentile	80th percentile	85th percentile	
Registered Child Care Homes	Infant	0-11 months	Full-day	\$29.20	\$30.00	\$31.00	\$31.80	\$32.60	\$33.40	\$34.20	\$35.20	\$36.20	\$37.20	\$38.40	\$39.80
		Part-day	\$25.60	\$26.40	\$27.20	\$28.00	\$28.80	\$29.60	\$30.40	\$31.20	\$32.20	\$33.00	\$34.20	\$35.60	
	12-17 months	Full-day	\$27.60	\$28.40	\$29.20	\$30.00	\$30.80	\$31.60	\$32.40	\$33.20	\$34.20	\$35.20	\$36.40	\$37.80	
		Part-day	\$24.20	\$25.20	\$25.80	\$26.60	\$27.40	\$28.20	\$29.00	\$29.80	\$30.60	\$31.60	\$32.80	\$34.00	
	Toddler	18-23 months	Full-day	\$27.80	\$28.80	\$29.60	\$30.40	\$31.20	\$32.00	\$32.80	\$33.80	\$34.60	\$35.60	\$36.80	\$38.20
		Part-day	\$23.60	\$24.40	\$25.20	\$26.00	\$26.80	\$27.40	\$28.20	\$29.00	\$30.00	\$30.80	\$32.00	\$33.20	
	2 years	Full-day	\$27.40	\$28.20	\$29.00	\$30.00	\$30.80	\$31.60	\$32.40	\$33.20	\$34.20	\$35.20	\$36.40	\$37.80	
		Part-day	\$23.60	\$24.40	\$25.20	\$26.00	\$26.80	\$27.40	\$28.20	\$29.00	\$30.00	\$30.80	\$32.00	\$33.20	
	3 years	Full-day	\$27.40	\$28.20	\$29.00	\$29.80	\$30.60	\$31.40	\$32.40	\$33.20	\$34.20	\$35.20	\$36.20	\$37.60	
		Part-day	\$21.80	\$22.60	\$23.40	\$24.00	\$24.80	\$25.40	\$26.20	\$27.00	\$27.80	\$28.80	\$29.80	\$31.00	
	Preschool	4 years	Full-day	\$26.80	\$27.60	\$28.40	\$29.20	\$30.00	\$30.80	\$31.60	\$32.40	\$33.40	\$34.40	\$35.60	\$36.80
			Part-day	\$19.00	\$19.80	\$20.40	\$21.00	\$21.80	\$22.40	\$23.20	\$23.80	\$24.60	\$25.60	\$26.60	\$27.60
	5 years	Full-day	\$24.00	\$24.80	\$25.60	\$26.20	\$27.00	\$27.80	\$28.60	\$29.40	\$30.20	\$31.20	\$32.40	\$33.60	
		Part-day	\$20.60	\$21.40	\$22.00	\$22.80	\$23.40	\$24.20	\$24.80	\$25.60	\$26.40	\$27.40	\$28.40	\$29.60	
	School age	6-13 years	Full-day	\$23.40	\$24.20	\$24.80	\$25.60	\$26.40	\$27.20	\$28.00	\$28.80	\$29.60	\$30.60	\$31.60	\$32.80
			Part-day	\$18.60	\$19.20	\$20.00	\$20.60	\$21.20	\$22.00	\$22.60	\$23.40	\$24.20	\$25.00	\$26.00	\$27.20

LWDA 1 Panhandle

			30th percentile	35th percentile	40th percentile	45th percentile	50th percentile	55th percentile	60th percentile	65th percentile	70th percentile	75th percentile	80th percentile	85th percentile	
Licensed Child Care Centers (rates from 68 out of 83 facilities in area)	Infant	0-11 months	Full-day	\$27.60	\$28.00	\$28.60	\$29.20	\$29.60	\$30.20	\$30.60	\$31.20	\$31.80	\$32.40	\$33.20	\$34.00
			Part-day	\$25.20	\$25.80	\$26.40	\$26.80	\$27.40	\$27.80	\$28.40	\$28.80	\$29.40	\$30.00	\$30.80	\$31.60
		12-17 months	Full-day	\$27.40	\$27.80	\$28.40	\$29.00	\$29.40	\$30.00	\$30.40	\$31.00	\$31.60	\$32.20	\$33.00	\$33.80
			Part-day	\$25.20	\$25.80	\$26.20	\$26.80	\$27.20	\$27.80	\$28.20	\$28.80	\$29.40	\$30.00	\$30.60	\$31.40
	Toddler	18-23 months	Full-day	\$26.60	\$27.20	\$27.60	\$28.20	\$28.80	\$29.20	\$29.80	\$30.40	\$30.80	\$31.60	\$32.20	\$33.00
			Part-day	\$24.60	\$25.00	\$25.60	\$26.00	\$26.60	\$27.00	\$27.60	\$28.00	\$28.60	\$29.20	\$29.80	\$30.60
	Preschool	2 years	Full-day	\$26.20	\$26.80	\$27.40	\$27.80	\$28.40	\$28.80	\$29.40	\$30.00	\$30.60	\$31.20	\$31.80	\$32.60
			Part-day	\$24.40	\$24.80	\$25.40	\$25.80	\$26.40	\$26.80	\$27.40	\$27.80	\$28.40	\$29.00	\$29.80	\$30.60
		3 years	Full-day	\$25.80	\$26.20	\$26.80	\$27.20	\$27.80	\$28.20	\$28.80	\$29.40	\$30.00	\$30.60	\$31.20	\$32.00
			Part-day	\$22.00	\$22.40	\$23.00	\$23.40	\$23.80	\$24.40	\$24.80	\$25.40	\$25.80	\$26.40	\$27.00	\$27.80
	School age	4 years	Full-day	\$25.20	\$25.80	\$26.20	\$26.80	\$27.20	\$27.80	\$28.20	\$28.80	\$29.40	\$30.00	\$30.80	\$31.60
			Part-day	\$21.40	\$22.00	\$22.40	\$23.00	\$23.40	\$23.80	\$24.40	\$24.80	\$25.40	\$25.80	\$26.60	\$27.40
		5 years	Full-day	\$24.60	\$25.20	\$25.60	\$26.20	\$26.60	\$27.20	\$27.60	\$28.20	\$28.80	\$29.40	\$30.00	\$30.80
			Part-day	\$20.80	\$21.20	\$21.80	\$22.20	\$22.60	\$23.00	\$23.60	\$24.00	\$24.60	\$25.20	\$25.80	\$26.60
	6-13 years	Full-day	\$24.40	\$25.00	\$25.40	\$26.00	\$26.40	\$26.80	\$27.40	\$28.00	\$28.40	\$29.00	\$29.80	\$30.60	
		Part-day	\$20.40	\$20.80	\$21.40	\$21.80	\$22.20	\$22.60	\$23.20	\$23.60	\$24.20	\$24.80	\$25.40	\$26.00	

LWDA 1 Panhandle

			30th percentile	35th percentile	40th percentile	45th percentile	50th percentile	55th percentile	60th percentile	65th percentile	70th percentile	75th percentile	80th percentile	85th percentile	
Registered Child Care Homes (rates from 12 out of 19 facilities in area)	Infant	0-11 months	Full-day	\$24.80	\$25.40	\$26.00	\$26.40	\$27.00	\$27.40	\$28.00	\$28.40	\$29.00	\$29.60	\$30.40	\$31.20
			Part-day	\$23.40	\$24.00	\$24.40	\$25.00	\$25.40	\$25.80	\$26.40	\$26.80	\$27.40	\$28.00	\$28.80	\$29.60
		12-17 months	Full-day	\$25.00	\$25.40	\$26.00	\$26.40	\$27.00	\$27.40	\$28.00	\$28.40	\$29.00	\$29.60	\$30.40	\$31.20
			Part-day	\$23.20	\$23.60	\$24.20	\$24.60	\$25.20	\$25.60	\$26.00	\$26.60	\$27.20	\$27.80	\$28.40	\$29.20
	Toddler	18-23 months	Full-day	\$24.80	\$25.40	\$25.80	\$26.20	\$26.80	\$27.20	\$27.80	\$28.40	\$28.80	\$29.40	\$30.20	\$31.00
			Part-day	\$22.80	\$23.40	\$23.80	\$24.40	\$24.80	\$25.20	\$25.80	\$26.20	\$26.80	\$27.40	\$28.00	\$28.80
	Preschool	2 years	Full-day	\$23.80	\$24.40	\$24.80	\$25.40	\$25.80	\$26.40	\$26.80	\$27.40	\$28.00	\$28.60	\$29.20	\$30.00
			Part-day	\$23.20	\$23.60	\$24.20	\$24.60	\$25.20	\$25.60	\$26.20	\$26.60	\$27.20	\$27.80	\$28.40	\$29.20
		3 years	Full-day	\$24.20	\$24.60	\$25.20	\$25.60	\$26.00	\$26.60	\$27.00	\$27.60	\$28.20	\$28.80	\$29.40	\$30.20
			Part-day	\$22.20	\$22.60	\$23.20	\$23.60	\$24.00	\$24.60	\$25.00	\$25.60	\$26.00	\$26.60	\$27.40	\$28.00
	School age	4 years	Full-day	\$24.00	\$24.40	\$25.00	\$25.40	\$26.00	\$26.40	\$27.00	\$27.40	\$28.00	\$28.60	\$29.20	\$30.00
			Part-day	\$21.20	\$21.60	\$22.00	\$22.60	\$23.00	\$23.40	\$24.00	\$24.40	\$25.00	\$25.60	\$26.20	\$27.00
		5 years	Full-day	\$23.60	\$24.20	\$24.60	\$25.00	\$25.60	\$26.00	\$26.60	\$27.00	\$27.60	\$28.20	\$28.80	\$29.60
			Part-day	\$20.80	\$21.20	\$21.60	\$22.20	\$22.60	\$23.00	\$23.60	\$24.00	\$24.60	\$25.00	\$25.80	\$26.40
	6-13 years	Full-day	\$23.00	\$23.60	\$24.00	\$24.60	\$25.00	\$25.40	\$26.00	\$26.40	\$27.00	\$27.60	\$28.40	\$29.00	
		Part-day	\$20.40	\$21.00	\$21.40	\$21.80	\$22.20	\$22.80	\$23.20	\$23.60	\$24.20	\$24.80	\$25.40	\$26.20	

LWDA 1 Panhandle

			30th percentile	35th percentile	40th percentile	45th percentile	50th percentile	55th percentile	60th percentile	65th percentile	70th percentile	75th percentile	80th percentile	85th percentile	
Licensed Child Care Homes (rates from 26 out of 49 facilities in area)	Infant	0-11 months	Full-day	\$24.80	\$25.20	\$25.80	\$26.20	\$26.80	\$27.20	\$27.80	\$28.20	\$28.80	\$29.40	\$30.20	\$31.00
			Part-day	\$22.60	\$23.00	\$23.60	\$24.00	\$24.40	\$25.00	\$25.40	\$26.00	\$26.40	\$27.00	\$27.80	\$28.40
		12-17 months	Full-day	\$23.60	\$24.20	\$24.80	\$25.20	\$25.60	\$26.20	\$26.60	\$27.20	\$27.80	\$28.40	\$29.00	\$29.80
			Part-day	\$21.80	\$22.20	\$22.60	\$23.20	\$23.60	\$24.00	\$24.60	\$25.00	\$25.60	\$26.20	\$26.80	\$27.60
	Toddler	18-23 months	Full-day	\$24.00	\$24.40	\$25.00	\$25.40	\$26.00	\$26.40	\$27.00	\$27.40	\$28.00	\$28.60	\$29.20	\$30.00
			Part-day	\$21.40	\$21.80	\$22.20	\$22.80	\$23.20	\$23.60	\$24.20	\$24.60	\$25.20	\$25.80	\$26.40	\$27.20
	Preschool	2 years	Full-day	\$23.60	\$24.20	\$24.60	\$25.20	\$25.60	\$26.20	\$26.60	\$27.20	\$27.60	\$28.20	\$29.00	\$29.80
			Part-day	\$21.40	\$21.80	\$22.20	\$22.80	\$23.20	\$23.60	\$24.20	\$24.60	\$25.20	\$25.80	\$26.40	\$27.20
		3 years	Full-day	\$23.60	\$24.20	\$24.60	\$25.20	\$25.60	\$26.00	\$26.60	\$27.00	\$27.60	\$28.20	\$29.00	\$29.80
			Part-day	\$20.20	\$20.60	\$21.20	\$21.60	\$22.00	\$22.40	\$23.00	\$23.40	\$24.00	\$24.40	\$25.20	\$25.80
	School age	4 years	Full-day	\$23.20	\$23.80	\$24.20	\$24.80	\$25.20	\$25.60	\$26.20	\$26.60	\$27.20	\$27.80	\$28.40	\$29.20
			Part-day	\$18.40	\$18.80	\$19.20	\$19.80	\$20.20	\$20.60	\$21.00	\$21.40	\$22.00	\$22.40	\$23.00	\$23.80
		5 years	Full-day	\$21.60	\$22.00	\$22.40	\$23.00	\$23.40	\$23.80	\$24.40	\$24.80	\$25.40	\$26.00	\$26.60	\$27.40
			Part-day	\$19.40	\$19.80	\$20.20	\$20.80	\$21.20	\$21.60	\$22.00	\$22.60	\$23.00	\$23.60	\$24.20	\$25.00
	6-13 years	Full-day	\$21.20	\$21.60	\$22.20	\$22.60	\$23.00	\$23.40	\$24.00	\$24.40	\$25.00	\$25.60	\$26.20	\$27.00	
		Part-day	\$18.00	\$18.60	\$19.00	\$19.40	\$19.80	\$20.20	\$20.60	\$21.20	\$21.60	\$22.20	\$22.80	\$23.40	

LWDA 2 South Plains

			30th percentile	35th percentile	40th percentile	45th percentile	50th percentile	55th percentile	60th percentile	65th percentile	70th percentile	75th percentile	80th percentile	85th percentile	
Licensed Child Care Centers (rates from 86 out of 103 facilities in area)	Infant	0-11 months	Full-day	\$26.80	\$27.20	\$27.80	\$28.20	\$28.80	\$29.40	\$29.80	\$30.40	\$31.00	\$31.60	\$32.40	\$33.20
			Part-day	\$24.40	\$25.00	\$25.60	\$26.00	\$26.40	\$27.00	\$27.60	\$28.00	\$28.60	\$29.20	\$30.00	\$30.80
		12-17 months	Full-day	\$26.60	\$27.00	\$27.60	\$28.00	\$28.60	\$29.20	\$29.60	\$30.20	\$30.80	\$31.40	\$32.20	\$33.00
			Part-day	\$24.40	\$25.00	\$25.40	\$26.00	\$26.40	\$27.00	\$27.40	\$28.00	\$28.60	\$29.20	\$29.80	\$30.60
	Toddler	18-23 months	Full-day	\$25.80	\$26.40	\$26.80	\$27.40	\$28.00	\$28.40	\$29.00	\$29.40	\$30.00	\$30.60	\$31.40	\$32.20
			Part-day	\$23.80	\$24.20	\$24.80	\$25.20	\$25.80	\$26.20	\$26.80	\$27.20	\$27.80	\$28.40	\$29.00	\$29.80
	Preschool	2 years	Full-day	\$25.40	\$26.00	\$26.60	\$27.00	\$27.60	\$28.00	\$28.60	\$29.20	\$29.60	\$30.40	\$31.00	\$31.80
			Part-day	\$23.60	\$24.00	\$24.60	\$25.00	\$25.60	\$26.00	\$26.60	\$27.00	\$27.60	\$28.20	\$29.00	\$29.80
		3 years	Full-day	\$25.00	\$25.40	\$26.00	\$26.40	\$27.00	\$27.40	\$28.00	\$28.60	\$29.00	\$29.80	\$30.40	\$31.20
			Part-day	\$21.20	\$21.80	\$22.20	\$22.60	\$23.20	\$23.60	\$24.00	\$24.60	\$25.00	\$25.60	\$26.20	\$27.00
	School age	4 years	Full-day	\$24.40	\$25.00	\$25.40	\$26.00	\$26.40	\$27.00	\$27.40	\$28.00	\$28.60	\$29.20	\$29.80	\$30.60
			Part-day	\$20.80	\$21.20	\$21.60	\$22.20	\$22.60	\$23.00	\$23.60	\$24.00	\$24.60	\$25.20	\$25.80	\$26.60
		5 years	Full-day	\$23.80	\$24.40	\$24.80	\$25.40	\$25.80	\$26.40	\$26.80	\$27.40	\$28.00	\$28.60	\$29.20	\$30.00
			Part-day	\$20.00	\$20.60	\$21.00	\$21.40	\$21.80	\$22.40	\$22.80	\$23.20	\$23.80	\$24.40	\$25.00	\$25.80
	6-13 years	Full-day	\$23.60	\$24.20	\$24.60	\$25.20	\$25.60	\$26.00	\$26.60	\$27.00	\$27.60	\$28.20	\$29.00	\$29.80	
		Part-day	\$19.60	\$20.20	\$20.60	\$21.00	\$21.40	\$22.00	\$22.40	\$22.80	\$23.40	\$24.00	\$24.60	\$25.20	

LWDA 2 South Plains

			30th percentile	35th percentile	40th percentile	45th percentile	50th percentile	55th percentile	60th percentile	65th percentile	70th percentile	75th percentile	80th percentile	85th percentile	
Registered Child Care Homes (rates from 22 out of 35 facilities in area)	Infant	0-11 months	Full-day	\$24.20	\$24.60	\$25.20	\$25.60	\$26.20	\$26.60	\$27.20	\$27.60	\$28.20	\$28.80	\$29.40	\$30.20
			Part-day	\$22.60	\$23.20	\$23.60	\$24.20	\$24.60	\$25.00	\$25.60	\$26.00	\$26.60	\$27.20	\$28.00	\$28.60
		12-17 months	Full-day	\$24.20	\$24.60	\$25.20	\$25.60	\$26.20	\$26.60	\$27.20	\$27.60	\$28.20	\$28.80	\$29.60	\$30.40
			Part-day	\$22.40	\$22.80	\$23.40	\$23.80	\$24.40	\$24.80	\$25.20	\$25.80	\$26.40	\$27.00	\$27.60	\$28.40
	Toddler	18-23 months	Full-day	\$24.00	\$24.60	\$25.00	\$25.40	\$26.00	\$26.40	\$27.00	\$27.60	\$28.00	\$28.60	\$29.40	\$30.20
			Part-day	\$22.00	\$22.60	\$23.00	\$23.60	\$24.00	\$24.40	\$25.00	\$25.40	\$26.00	\$26.60	\$27.20	\$28.00
	Preschool	2 years	Full-day	\$23.00	\$23.60	\$24.00	\$24.60	\$25.00	\$25.60	\$26.00	\$26.60	\$27.00	\$27.60	\$28.40	\$29.20
			Part-day	\$22.40	\$23.00	\$23.40	\$23.80	\$24.40	\$24.80	\$25.40	\$25.80	\$26.40	\$27.00	\$27.60	\$28.40
		3 years	Full-day	\$23.40	\$23.80	\$24.40	\$24.80	\$25.20	\$25.80	\$26.20	\$26.80	\$27.40	\$28.00	\$28.60	\$29.40
			Part-day	\$21.40	\$22.00	\$22.40	\$22.80	\$23.40	\$23.80	\$24.20	\$24.80	\$25.20	\$25.80	\$26.60	\$27.20
	School age	4 years	Full-day	\$23.20	\$23.60	\$24.20	\$24.60	\$25.20	\$25.60	\$26.20	\$26.60	\$27.20	\$27.80	\$28.40	\$29.20
			Part-day	\$20.40	\$20.80	\$21.40	\$21.80	\$22.20	\$22.60	\$23.20	\$23.60	\$24.20	\$24.80	\$25.40	\$26.20
		5 years	Full-day	\$22.80	\$23.40	\$23.80	\$24.20	\$24.80	\$25.20	\$25.80	\$26.20	\$26.80	\$27.40	\$28.00	\$28.80
			Part-day	\$20.00	\$20.40	\$21.00	\$21.40	\$21.80	\$22.20	\$22.80	\$23.20	\$23.80	\$24.40	\$25.00	\$25.60
	6-13 years	Full-day	\$22.40	\$22.80	\$23.20	\$23.80	\$24.20	\$24.80	\$25.20	\$25.60	\$26.20	\$26.80	\$27.40	\$28.20	
		Part-day	\$19.80	\$20.20	\$20.60	\$21.00	\$21.60	\$22.00	\$22.40	\$23.00	\$23.40	\$24.00	\$24.60	\$25.40	


LWDA 2 South Plains

			30th percentile	35th percentile	40th percentile	45th percentile	50th percentile	55th percentile	60th percentile	65th percentile	70th percentile	75th percentile	80th percentile	85th percentile	
Licensed Child Care Homes (rates from 14 out of 23 facilities in area)	Infant	0-11 months	Full-day	\$24.00	\$24.40	\$25.00	\$25.40	\$26.00	\$26.40	\$27.00	\$27.40	\$28.00	\$28.60	\$29.40	\$30.20
			Part-day	\$21.80	\$22.20	\$22.80	\$23.20	\$23.60	\$24.20	\$24.60	\$25.20	\$25.60	\$26.20	\$27.00	\$27.60
		12-17 months	Full-day	\$23.00	\$23.40	\$24.00	\$24.40	\$24.80	\$25.40	\$25.80	\$26.40	\$27.00	\$27.60	\$28.20	\$29.00
			Part-day	\$21.00	\$21.40	\$22.00	\$22.40	\$22.80	\$23.40	\$23.80	\$24.20	\$24.80	\$25.40	\$26.00	\$26.80
	Toddler	18-23 months	Full-day	\$23.20	\$23.60	\$24.20	\$24.60	\$25.20	\$25.60	\$26.20	\$26.60	\$27.20	\$27.80	\$28.40	\$29.20
			Part-day	\$20.60	\$21.00	\$21.60	\$22.00	\$22.40	\$22.80	\$23.40	\$23.80	\$24.40	\$25.00	\$25.60	\$26.40
	Preschool	2 years	Full-day	\$22.80	\$23.40	\$23.80	\$24.40	\$24.80	\$25.40	\$25.80	\$26.40	\$26.80	\$27.40	\$28.20	\$29.00
			Part-day	\$20.60	\$21.00	\$21.60	\$22.00	\$22.40	\$22.80	\$23.40	\$23.80	\$24.40	\$25.00	\$25.60	\$26.40
		3 years	Full-day	\$22.80	\$23.40	\$23.80	\$24.40	\$24.80	\$25.20	\$25.80	\$26.20	\$26.80	\$27.40	\$28.20	\$28.80
			Part-day	\$19.40	\$20.00	\$20.40	\$20.80	\$21.20	\$21.60	\$22.20	\$22.60	\$23.20	\$23.60	\$24.40	\$25.00
	School age	4 years	Full-day	\$22.40	\$23.00	\$23.40	\$24.00	\$24.40	\$24.80	\$25.40	\$25.80	\$26.40	\$27.00	\$27.60	\$28.40
			Part-day	\$17.60	\$18.20	\$18.60	\$19.00	\$19.40	\$19.80	\$20.20	\$20.80	\$21.20	\$21.80	\$22.40	\$23.00
		5 years	Full-day	\$20.80	\$21.20	\$21.80	\$22.20	\$22.60	\$23.00	\$23.60	\$24.00	\$24.60	\$25.20	\$25.80	\$26.60
			Part-day	\$18.60	\$19.20	\$19.60	\$20.00	\$20.40	\$20.80	\$21.40	\$21.80	\$22.20	\$22.80	\$23.40	\$24.20
	6-13 years	Full-day	\$20.40	\$20.80	\$21.40	\$21.80	\$22.20	\$22.80	\$23.20	\$23.60	\$24.20	\$24.80	\$25.40	\$26.20	
		Part-day	\$17.40	\$17.80	\$18.20	\$18.60	\$19.00	\$19.60	\$20.00	\$20.40	\$20.80	\$21.40	\$22.00	\$22.60	

LWDA 3 North Texas

			30th percentile	35th percentile	40th percentile	45th percentile	50th percentile	55th percentile	60th percentile	65th percentile	70th percentile	75th percentile	80th percentile	85th percentile	
Licensed Child Care Centers (rates from 54 out of 61 facilities in area)	Infant	0-11 months	Full-day	\$23.20	\$23.80	\$24.20	\$24.80	\$25.40	\$25.80	\$26.40	\$26.80	\$27.40	\$28.00	\$28.80	\$29.60
			Part-day	\$21.20	\$21.60	\$22.20	\$22.60	\$23.00	\$23.60	\$24.00	\$24.60	\$25.00	\$25.60	\$26.40	\$27.20
		12-17 months	Full-day	\$23.00	\$23.60	\$24.20	\$24.60	\$25.00	\$25.60	\$26.20	\$26.60	\$27.20	\$27.80	\$28.60	\$29.40
			Part-day	\$21.00	\$21.60	\$22.00	\$22.60	\$23.00	\$23.40	\$24.00	\$24.40	\$25.00	\$25.60	\$26.20	\$27.00
	Toddler	18-23 months	Full-day	\$22.40	\$23.00	\$23.40	\$24.00	\$24.40	\$25.00	\$25.40	\$26.00	\$26.60	\$27.20	\$27.80	\$28.60
			Part-day	\$20.40	\$20.80	\$21.40	\$21.80	\$22.40	\$22.80	\$23.20	\$23.80	\$24.20	\$24.80	\$25.60	\$26.40
	Preschool	2 years	Full-day	\$22.00	\$22.60	\$23.20	\$23.60	\$24.00	\$24.60	\$25.00	\$25.60	\$26.20	\$26.80	\$27.40	\$28.20
			Part-day	\$20.20	\$20.80	\$21.20	\$21.60	\$22.20	\$22.60	\$23.20	\$23.60	\$24.20	\$24.80	\$25.40	\$26.20
		3 years	Full-day	\$21.60	\$22.00	\$22.60	\$23.00	\$23.60	\$24.00	\$24.60	\$25.00	\$25.60	\$26.20	\$26.80	\$27.60
			Part-day	\$18.00	\$18.40	\$19.00	\$19.40	\$19.80	\$20.20	\$20.80	\$21.20	\$21.60	\$22.20	\$22.80	\$23.60
	School age	4 years	Full-day	\$21.00	\$21.60	\$22.00	\$22.60	\$23.00	\$23.60	\$24.00	\$24.60	\$25.00	\$25.60	\$26.40	\$27.20
			Part-day	\$17.60	\$18.00	\$18.40	\$18.80	\$19.40	\$19.80	\$20.20	\$20.60	\$21.20	\$21.80	\$22.40	\$23.00
		5 years	Full-day	\$20.60	\$21.00	\$21.60	\$22.00	\$22.40	\$23.00	\$23.40	\$24.00	\$24.40	\$25.00	\$25.80	\$26.40
			Part-day	\$16.80	\$17.40	\$17.80	\$18.20	\$18.60	\$19.00	\$19.40	\$20.00	\$20.40	\$21.00	\$21.60	\$22.20
	6-13 years	Full-day	\$20.20	\$20.80	\$21.20	\$21.80	\$22.20	\$22.60	\$23.20	\$23.60	\$24.20	\$24.80	\$25.40	\$26.20	
		Part-day	\$16.60	\$17.00	\$17.40	\$17.80	\$18.20	\$18.60	\$19.20	\$19.60	\$20.00	\$20.60	\$21.20	\$22.00	

LWDA 3 North Texas

															
			30th percentile	35th percentile	40th percentile	45th percentile	50th percentile	55th percentile	60th percentile	65th percentile	70th percentile	75th percentile	80th percentile	85th percentile	
Registered Child Care Homes (rates from 17 out of 20 facilities in area)	Infant	0-11 months	Full-day	\$20.80	\$21.20	\$21.80	\$22.20	\$22.60	\$23.20	\$23.60	\$24.20	\$24.80	\$25.20	\$26.00	\$26.80
			Part-day	\$19.40	\$19.80	\$20.40	\$20.80	\$21.20	\$21.80	\$22.20	\$22.60	\$23.20	\$23.80	\$24.40	\$25.20
		12-17 months	Full-day	\$20.80	\$21.40	\$21.80	\$22.20	\$22.80	\$23.20	\$23.60	\$24.20	\$24.80	\$25.40	\$26.00	\$26.80
			Part-day	\$19.20	\$19.60	\$20.00	\$20.60	\$21.00	\$21.40	\$21.80	\$22.40	\$22.80	\$23.40	\$24.20	\$24.80
	Toddler	18-23 months	Full-day	\$20.60	\$21.20	\$21.60	\$22.00	\$22.60	\$23.00	\$23.60	\$24.00	\$24.60	\$25.20	\$25.80	\$26.60
			Part-day	\$18.80	\$19.20	\$19.80	\$20.20	\$20.60	\$21.20	\$21.60	\$22.00	\$22.60	\$23.20	\$23.80	\$24.60
	2 years	Full-day	\$19.80	\$20.20	\$20.80	\$21.20	\$21.60	\$22.20	\$22.60	\$23.20	\$23.60	\$24.20	\$24.80	\$25.60	
		Part-day	\$19.20	\$19.60	\$20.00	\$20.60	\$21.00	\$21.40	\$22.00	\$22.40	\$23.00	\$23.40	\$24.20	\$24.80	
	3 years	Full-day	\$20.00	\$20.60	\$21.00	\$21.40	\$22.00	\$22.40	\$22.80	\$23.40	\$23.80	\$24.40	\$25.20	\$25.80	
		Part-day	\$18.20	\$18.60	\$19.20	\$19.60	\$20.00	\$20.40	\$20.80	\$21.40	\$21.80	\$22.40	\$23.00	\$23.80	
	Preschool	4 years	Full-day	\$19.80	\$20.40	\$20.80	\$21.20	\$21.80	\$22.20	\$22.60	\$23.20	\$23.80	\$24.40	\$25.00	\$25.80
			Part-day	\$17.20	\$17.60	\$18.20	\$18.60	\$19.00	\$19.40	\$19.80	\$20.40	\$20.80	\$21.40	\$22.00	\$22.80
	5 years	Full-day	\$19.60	\$20.00	\$20.40	\$21.00	\$21.40	\$21.80	\$22.40	\$22.80	\$23.40	\$24.00	\$24.60	\$25.40	
		Part-day	\$16.80	\$17.40	\$17.80	\$18.20	\$18.60	\$19.00	\$19.40	\$20.00	\$20.40	\$21.00	\$21.60	\$22.20	
	School age	6-13 years	Full-day	\$19.00	\$19.60	\$20.00	\$20.40	\$20.80	\$21.40	\$21.80	\$22.20	\$22.80	\$23.40	\$24.00	\$24.80
			Part-day	\$16.60	\$17.00	\$17.40	\$17.80	\$18.20	\$18.80	\$19.20	\$19.60	\$20.00	\$20.60	\$21.20	\$22.00

LWDA 3 North Texas

															
			30th percentile	35th percentile	40th percentile	45th percentile	50th percentile	55th percentile	60th percentile	65th percentile	70th percentile	75th percentile	80th percentile	85th percentile	
Licensed Child Care Homes (rates from 9 out of 21 facilities in area)	Infant	0-11 months	Full-day	\$20.60	\$21.00	\$21.60	\$22.00	\$22.60	\$23.00	\$23.40	\$24.00	\$24.60	\$25.20	\$25.80	\$26.60
		Part-day	\$18.60	\$19.00	\$19.40	\$19.80	\$20.40	\$20.80	\$21.20	\$21.80	\$22.20	\$22.80	\$23.40	\$24.20	
	12-17 months	Full-day	\$19.60	\$20.20	\$20.60	\$21.00	\$21.60	\$22.00	\$22.40	\$23.00	\$23.40	\$24.00	\$24.60	\$25.40	
		Part-day	\$17.80	\$18.20	\$18.60	\$19.20	\$19.60	\$20.00	\$20.40	\$21.00	\$21.40	\$22.00	\$22.60	\$23.40	
	Toddler	18-23 months	Full-day	\$19.80	\$20.40	\$20.80	\$21.20	\$21.80	\$22.20	\$22.60	\$23.20	\$23.80	\$24.20	\$25.00	\$25.80
		Part-day	\$17.40	\$17.80	\$18.20	\$18.80	\$19.20	\$19.60	\$20.00	\$20.60	\$21.00	\$21.60	\$22.20	\$23.00	
	2 years	Full-day	\$19.60	\$20.00	\$20.60	\$21.00	\$21.40	\$22.00	\$22.40	\$22.80	\$23.40	\$24.00	\$24.60	\$25.40	
		Part-day	\$17.40	\$17.80	\$18.20	\$18.80	\$19.20	\$19.60	\$20.00	\$20.60	\$21.00	\$21.60	\$22.20	\$23.00	
	3 years	Full-day	\$19.60	\$20.00	\$20.60	\$21.00	\$21.40	\$21.80	\$22.40	\$22.80	\$23.40	\$24.00	\$24.60	\$25.40	
		Part-day	\$16.40	\$16.80	\$17.20	\$17.60	\$18.00	\$18.40	\$18.80	\$19.40	\$19.80	\$20.40	\$21.00	\$21.60	
	Preschool	4 years	Full-day	\$19.20	\$19.60	\$20.20	\$20.60	\$21.00	\$21.40	\$22.00	\$22.40	\$23.00	\$23.60	\$24.20	\$25.00
		Part-day	\$14.60	\$15.00	\$15.40	\$15.80	\$16.20	\$16.60	\$17.00	\$17.60	\$18.00	\$18.40	\$19.00	\$19.80	
	5 years	Full-day	\$17.60	\$18.00	\$18.40	\$19.00	\$19.40	\$19.80	\$20.20	\$20.80	\$21.20	\$21.80	\$22.40	\$23.20	
		Part-day	\$15.60	\$16.00	\$16.40	\$16.80	\$17.20	\$17.60	\$18.00	\$18.60	\$19.00	\$19.60	\$20.20	\$20.80	
	School age	6-13 years	Full-day	\$17.20	\$17.60	\$18.20	\$18.60	\$19.00	\$19.40	\$19.80	\$20.40	\$20.80	\$21.40	\$22.00	\$22.80
		Part-day	\$14.40	\$14.80	\$15.20	\$15.60	\$16.00	\$16.40	\$16.80	\$17.20	\$17.60	\$18.20	\$18.80	\$19.40	

LWDA 4 North Central Texas

			30th percentile	35th percentile	40th percentile	45th percentile	50th percentile	55th percentile	60th percentile	65th percentile	70th percentile	75th percentile	80th percentile	85th percentile	
Licensed Child Care Centers (rates from 469 out of 894 facilities in area)	Infant	0-11 months	Full-day	\$39.00	\$40.20	\$41.40	\$42.60	\$43.80	\$44.80	\$46.00	\$47.40	\$48.60	\$50.20	\$51.80	\$53.80
			Part-day	\$34.20	\$35.40	\$36.40	\$37.60	\$38.60	\$39.60	\$40.80	\$42.00	\$43.20	\$44.60	\$46.20	\$48.00
		12-17 months	Full-day	\$38.60	\$39.80	\$41.00	\$42.20	\$43.20	\$44.40	\$45.60	\$46.80	\$48.20	\$49.60	\$51.20	\$53.20
			Part-day	\$34.00	\$35.20	\$36.20	\$37.40	\$38.40	\$39.40	\$40.60	\$41.80	\$43.00	\$44.40	\$46.00	\$47.80
	Toddler	18-23 months	Full-day	\$37.20	\$38.40	\$39.40	\$40.60	\$41.60	\$42.80	\$44.00	\$45.20	\$46.60	\$48.00	\$49.60	\$51.40
			Part-day	\$32.60	\$33.60	\$34.80	\$35.80	\$36.80	\$38.00	\$39.00	\$40.20	\$41.40	\$42.80	\$44.20	\$46.00
	Preschool	2 years	Full-day	\$36.40	\$37.60	\$38.60	\$39.80	\$41.00	\$42.00	\$43.20	\$44.40	\$45.60	\$47.20	\$48.80	\$50.60
			Part-day	\$32.20	\$33.40	\$34.40	\$35.40	\$36.60	\$37.60	\$38.80	\$39.80	\$41.00	\$42.40	\$44.00	\$45.80
		3 years	Full-day	\$35.20	\$36.40	\$37.40	\$38.60	\$39.60	\$40.80	\$41.80	\$43.00	\$44.40	\$45.80	\$47.40	\$49.20
			Part-day	\$27.40	\$28.40	\$29.40	\$30.40	\$31.20	\$32.20	\$33.20	\$34.40	\$35.40	\$36.80	\$38.20	\$39.80
	School age	4 years	Full-day	\$34.20	\$35.20	\$36.40	\$37.40	\$38.60	\$39.60	\$40.80	\$41.80	\$43.20	\$44.60	\$46.20	\$48.00
			Part-day	\$26.40	\$27.40	\$28.20	\$29.20	\$30.20	\$31.20	\$32.20	\$33.20	\$34.40	\$35.60	\$37.00	\$38.60
		5 years	Full-day	\$33.00	\$34.00	\$35.00	\$36.20	\$37.20	\$38.20	\$39.40	\$40.60	\$41.80	\$43.20	\$44.60	\$46.40
			Part-day	\$24.80	\$25.80	\$26.80	\$27.80	\$28.60	\$29.60	\$30.60	\$31.60	\$32.60	\$33.80	\$35.20	\$36.80
	6-13 years	Full-day	\$32.40	\$33.40	\$34.60	\$35.60	\$36.60	\$37.60	\$38.80	\$40.00	\$41.20	\$42.40	\$44.00	\$45.80	
		Part-day	\$24.20	\$25.20	\$26.00	\$27.00	\$27.80	\$28.80	\$29.80	\$30.80	\$31.80	\$33.00	\$34.40	\$36.00	

LWDA 4 North Central Texas

			30th percentile	35th percentile	40th percentile	45th percentile	50th percentile	55th percentile	60th percentile	65th percentile	70th percentile	75th percentile	80th percentile	85th percentile	
Registered Child Care Homes (rates from 88 out of 255 facilities in area)	Infant	0-11 months	Full-day	\$33.40	\$34.60	\$35.60	\$36.60	\$37.80	\$38.80	\$40.00	\$41.00	\$42.40	\$43.60	\$45.20	\$47.00
			Part-day	\$30.40	\$31.40	\$32.40	\$33.40	\$34.40	\$35.60	\$36.60	\$37.60	\$38.80	\$40.20	\$41.60	\$43.40
		12-17 months	Full-day	\$33.40	\$34.60	\$35.60	\$36.80	\$37.80	\$39.00	\$40.00	\$41.20	\$42.40	\$43.80	\$45.40	\$47.20
			Part-day	\$29.80	\$30.80	\$31.80	\$32.80	\$33.80	\$34.80	\$36.00	\$37.00	\$38.20	\$39.60	\$41.00	\$42.80
	Toddler	18-23 months	Full-day	\$33.20	\$34.20	\$35.40	\$36.40	\$37.40	\$38.60	\$39.60	\$40.80	\$42.00	\$43.40	\$45.00	\$46.80
			Part-day	\$29.20	\$30.20	\$31.20	\$32.20	\$33.20	\$34.20	\$35.20	\$36.40	\$37.40	\$38.80	\$40.20	\$42.00
	2 years	Full-day	\$31.20	\$32.40	\$33.40	\$34.40	\$35.40	\$36.40	\$37.60	\$38.60	\$40.00	\$41.20	\$42.80	\$44.60	
		Part-day	\$29.80	\$30.80	\$31.80	\$32.80	\$34.00	\$35.00	\$36.00	\$37.00	\$38.20	\$39.60	\$41.00	\$42.80	
	3 years	Full-day	\$31.80	\$32.80	\$33.80	\$35.00	\$36.00	\$37.00	\$38.20	\$39.20	\$40.40	\$41.80	\$43.40	\$45.00	
		Part-day	\$27.80	\$28.80	\$29.80	\$30.80	\$31.80	\$32.60	\$33.80	\$34.80	\$36.00	\$37.20	\$38.60	\$40.20	
	Preschool	4 years	Full-day	\$31.40	\$32.60	\$33.60	\$34.60	\$35.60	\$36.60	\$37.80	\$38.80	\$40.00	\$41.40	\$43.00	\$44.80
			Part-day	\$25.60	\$26.60	\$27.60	\$28.60	\$29.40	\$30.40	\$31.40	\$32.40	\$33.60	\$34.80	\$36.20	\$37.80
	5 years	Full-day	\$30.60	\$31.80	\$32.80	\$33.80	\$34.80	\$35.80	\$37.00	\$38.00	\$39.20	\$40.60	\$42.00	\$43.80	
		Part-day	\$24.80	\$25.80	\$26.80	\$27.60	\$28.60	\$29.60	\$30.60	\$31.60	\$32.60	\$33.80	\$35.20	\$36.80	
	School age	6-13 years	Full-day	\$29.60	\$30.60	\$31.60	\$32.60	\$33.60	\$34.60	\$35.80	\$36.80	\$38.00	\$39.40	\$40.80	\$42.60
			Part-day	\$24.20	\$25.20	\$26.20	\$27.00	\$28.00	\$28.80	\$29.80	\$30.80	\$32.00	\$33.20	\$34.40	\$36.00

LWDA 4 North Central Texas

			30th percentile	35th percentile	40th percentile	45th percentile	50th percentile	55th percentile	60th percentile	65th percentile	70th percentile	75th percentile	80th percentile	85th percentile	
Licensed Child Care Homes (rates from 54 out of 207 facilities in area)	Infant	0-11 months	Full-day	\$33.00	\$34.20	\$35.20	\$36.20	\$37.40	\$38.40	\$39.60	\$40.60	\$42.00	\$43.20	\$44.80	\$46.60
		Part-day	\$28.40	\$29.60	\$30.60	\$31.40	\$32.40	\$33.40	\$34.60	\$35.60	\$36.80	\$38.00	\$39.40	\$41.20	
	12-17 months	Full-day	\$30.80	\$32.00	\$33.00	\$34.00	\$35.00	\$36.20	\$37.20	\$38.20	\$39.60	\$40.80	\$42.40	\$44.00	
		Part-day	\$26.80	\$27.80	\$28.80	\$29.80	\$30.80	\$31.80	\$32.80	\$33.80	\$34.80	\$36.20	\$37.60	\$39.20	
	Toddler	18-23 months	Full-day	\$31.40	\$32.40	\$33.60	\$34.60	\$35.60	\$36.60	\$37.80	\$38.80	\$40.00	\$41.40	\$42.80	\$44.60
		Part-day	\$26.00	\$27.00	\$28.00	\$29.00	\$29.80	\$30.80	\$31.80	\$32.80	\$34.00	\$35.20	\$36.60	\$38.20	
	2 years	Full-day	\$30.80	\$31.80	\$33.00	\$34.00	\$35.00	\$36.00	\$37.00	\$38.20	\$39.40	\$40.80	\$42.20	\$44.00	
		Part-day	\$26.00	\$27.00	\$28.00	\$29.00	\$29.80	\$30.80	\$31.80	\$32.80	\$34.00	\$35.20	\$36.60	\$38.20	
	3 years	Full-day	\$30.80	\$31.80	\$32.80	\$33.80	\$35.00	\$36.00	\$37.00	\$38.20	\$39.40	\$40.60	\$42.20	\$44.00	
		Part-day	\$23.80	\$24.60	\$25.60	\$26.40	\$27.40	\$28.40	\$29.20	\$30.20	\$31.40	\$32.60	\$33.80	\$35.40	
	Preschool	4 years	Full-day	\$30.00	\$31.00	\$32.00	\$33.00	\$34.00	\$35.00	\$36.20	\$37.20	\$38.40	\$39.60	\$41.20	\$42.80
		Part-day	\$20.20	\$21.00	\$22.00	\$22.80	\$23.60	\$24.40	\$25.40	\$26.20	\$27.20	\$28.40	\$29.60	\$31.20	
	5 years	Full-day	\$26.40	\$27.40	\$28.40	\$29.40	\$30.20	\$31.20	\$32.20	\$33.20	\$34.40	\$35.60	\$37.00	\$38.60	
		Part-day	\$22.20	\$23.00	\$24.00	\$24.80	\$25.80	\$26.60	\$27.60	\$28.40	\$29.60	\$30.60	\$32.00	\$33.40	
	School age	6-13 years	Full-day	\$25.60	\$26.60	\$27.60	\$28.60	\$29.40	\$30.40	\$31.40	\$32.40	\$33.60	\$34.80	\$36.20	\$37.80
		Part-day	\$19.60	\$20.60	\$21.40	\$22.20	\$23.00	\$23.80	\$24.80	\$25.60	\$26.60	\$27.80	\$29.00	\$30.40	

LWDA 5 Tarrant County

															
			30th percentile	35th percentile	40th percentile	45th percentile	50th percentile	55th percentile	60th percentile	65th percentile	70th percentile	75th percentile	80th percentile	85th percentile	
Licensed Child Care Centers (rates from 352 out of 481 facilities in area)	Infant	0-11 months	Full-day	\$38.20	\$39.00	\$40.00	\$40.80	\$41.60	\$42.60	\$43.40	\$44.40	\$45.40	\$46.40	\$47.60	\$49.00
		Part-day	\$34.40	\$35.20	\$36.20	\$37.00	\$37.80	\$38.60	\$39.40	\$40.40	\$41.20	\$42.40	\$43.40	\$44.80	
		12-17 months	Full-day	\$37.80	\$38.60	\$39.60	\$40.40	\$41.20	\$42.20	\$43.00	\$44.00	\$45.00	\$46.00	\$47.20	\$48.60
			Part-day	\$34.20	\$35.20	\$36.00	\$36.80	\$37.60	\$38.40	\$39.40	\$40.20	\$41.20	\$42.20	\$43.40	\$44.60
	Toddler	18-23 months	Full-day	\$36.60	\$37.60	\$38.40	\$39.20	\$40.20	\$41.00	\$41.80	\$42.80	\$43.80	\$44.80	\$46.00	\$47.40
			Part-day	\$33.20	\$34.00	\$34.80	\$35.60	\$36.40	\$37.20	\$38.20	\$39.00	\$40.00	\$41.00	\$42.00	\$43.40
		2 years	Full-day	\$36.00	\$37.00	\$37.80	\$38.60	\$39.60	\$40.40	\$41.20	\$42.20	\$43.20	\$44.20	\$45.40	\$46.80
			Part-day	\$33.00	\$33.80	\$34.60	\$35.40	\$36.20	\$37.00	\$37.80	\$38.80	\$39.60	\$40.60	\$41.80	\$43.20
		3 years	Full-day	\$35.20	\$36.00	\$36.80	\$37.80	\$38.60	\$39.40	\$40.20	\$41.20	\$42.20	\$43.20	\$44.40	\$45.60
			Part-day	\$29.00	\$29.80	\$30.60	\$31.40	\$32.20	\$33.00	\$33.80	\$34.60	\$35.40	\$36.40	\$37.40	\$38.60
	Preschool	4 years	Full-day	\$34.40	\$35.20	\$36.00	\$36.80	\$37.80	\$38.60	\$39.40	\$40.20	\$41.20	\$42.20	\$43.40	\$44.80
			Part-day	\$28.20	\$29.00	\$29.80	\$30.60	\$31.40	\$32.00	\$32.80	\$33.60	\$34.60	\$35.40	\$36.60	\$37.80
		5 years	Full-day	\$33.40	\$34.20	\$35.00	\$36.00	\$36.80	\$37.60	\$38.40	\$39.20	\$40.20	\$41.20	\$42.40	\$43.60
			Part-day	\$27.20	\$27.80	\$28.60	\$29.40	\$30.00	\$30.80	\$31.60	\$32.40	\$33.20	\$34.20	\$35.20	\$36.40
	School age	6-13 years	Full-day	\$33.00	\$33.80	\$34.60	\$35.40	\$36.20	\$37.00	\$38.00	\$38.80	\$39.60	\$40.80	\$41.80	\$43.20
			Part-day	\$26.60	\$27.40	\$28.00	\$28.80	\$29.40	\$30.20	\$31.00	\$31.80	\$32.60	\$33.60	\$34.60	\$35.80

LWDA 5 Tarrant County

			30th percentile	35th percentile	40th percentile	45th percentile	50th percentile	55th percentile	60th percentile	65th percentile	70th percentile	75th percentile	80th percentile	85th percentile	
Registered Child Care Homes (rates from 68 out of 117 facilities in area)	Infant	0-11 months	Full-day	\$33.80	\$34.60	\$35.40	\$36.40	\$37.20	\$38.00	\$38.80	\$39.60	\$40.60	\$41.60	\$42.80	\$44.20
			Part-day	\$31.40	\$32.20	\$33.00	\$33.80	\$34.60	\$35.40	\$36.20	\$37.00	\$38.00	\$39.00	\$40.20	\$41.40
		12-17 months	Full-day	\$33.80	\$34.80	\$35.60	\$36.40	\$37.20	\$38.00	\$38.80	\$39.80	\$40.60	\$41.60	\$42.80	\$44.20
			Part-day	\$31.00	\$31.80	\$32.60	\$33.40	\$34.20	\$35.00	\$35.80	\$36.60	\$37.40	\$38.40	\$39.60	\$40.80
	Toddler	18-23 months	Full-day	\$33.60	\$34.40	\$35.20	\$36.20	\$37.00	\$37.80	\$38.60	\$39.40	\$40.40	\$41.40	\$42.60	\$44.00
			Part-day	\$30.40	\$31.20	\$32.00	\$32.80	\$33.60	\$34.40	\$35.20	\$36.00	\$37.00	\$37.80	\$39.00	\$40.20
	2 years	Full-day	\$32.20	\$33.00	\$33.80	\$34.60	\$35.40	\$36.20	\$37.00	\$37.80	\$38.80	\$39.80	\$40.80	\$42.20	
		Part-day	\$31.00	\$31.80	\$32.60	\$33.40	\$34.20	\$35.00	\$35.80	\$36.60	\$37.60	\$38.60	\$39.60	\$41.00	
	3 years	Full-day	\$32.60	\$33.40	\$34.20	\$35.00	\$35.80	\$36.60	\$37.40	\$38.20	\$39.20	\$40.20	\$41.40	\$42.60	
		Part-day	\$29.40	\$30.20	\$31.00	\$31.80	\$32.40	\$33.20	\$34.00	\$34.80	\$35.80	\$36.60	\$37.80	\$39.00	
	Preschool	4 years	Full-day	\$32.20	\$33.20	\$34.00	\$34.80	\$35.60	\$36.40	\$37.20	\$38.00	\$39.00	\$40.00	\$41.00	\$42.40
			Part-day	\$27.80	\$28.60	\$29.20	\$30.00	\$30.80	\$31.40	\$32.20	\$33.00	\$34.00	\$34.80	\$36.00	\$37.20
	5 years	Full-day	\$31.60	\$32.60	\$33.40	\$34.20	\$35.00	\$35.80	\$36.60	\$37.40	\$38.20	\$39.20	\$40.40	\$41.80	
		Part-day	\$27.00	\$27.80	\$28.60	\$29.40	\$30.00	\$30.80	\$31.60	\$32.40	\$33.20	\$34.20	\$35.20	\$36.40	
	School age	6-13 years	Full-day	\$30.80	\$31.60	\$32.40	\$33.20	\$34.00	\$34.80	\$35.60	\$36.40	\$37.40	\$38.40	\$39.40	\$40.80
			Part-day	\$26.60	\$27.40	\$28.20	\$28.80	\$29.60	\$30.20	\$31.00	\$31.80	\$32.60	\$33.60	\$34.60	\$35.80

LWDA 5 Tarrant County

			30th percentile	35th percentile	40th percentile	45th percentile	50th percentile	55th percentile	60th percentile	65th percentile	70th percentile	75th percentile	80th percentile	85th percentile	
Licensed Child Care Homes (rates from 90 out of 245 facilities in area)	Infant	0-11 months	Full-day	\$33.60	\$34.40	\$35.20	\$36.00	\$36.80	\$37.60	\$38.40	\$39.40	\$40.20	\$41.40	\$42.40	\$43.80
			Part-day	\$30.00	\$30.80	\$31.60	\$32.40	\$33.00	\$33.80	\$34.60	\$35.40	\$36.40	\$37.40	\$38.40	\$39.80
		12-17 months	Full-day	\$31.80	\$32.80	\$33.40	\$34.20	\$35.00	\$35.80	\$36.80	\$37.60	\$38.40	\$39.40	\$40.60	\$42.00
			Part-day	\$28.60	\$29.40	\$30.20	\$31.00	\$31.80	\$32.40	\$33.20	\$34.00	\$35.00	\$35.80	\$37.00	\$38.20
	Toddler	18-23 months	Full-day	\$32.20	\$33.00	\$33.80	\$34.60	\$35.40	\$36.20	\$37.20	\$38.00	\$38.80	\$39.80	\$41.00	\$42.40
			Part-day	\$28.00	\$28.80	\$29.60	\$30.40	\$31.00	\$31.80	\$32.60	\$33.40	\$34.20	\$35.20	\$36.20	\$37.40
	Preschool	2 years	Full-day	\$31.80	\$32.60	\$33.40	\$34.20	\$35.00	\$35.80	\$36.60	\$37.40	\$38.40	\$39.40	\$40.60	\$41.80
			Part-day	\$28.00	\$28.80	\$29.60	\$30.40	\$31.00	\$31.80	\$32.60	\$33.40	\$34.20	\$35.20	\$36.20	\$37.40
		3 years	Full-day	\$31.80	\$32.60	\$33.40	\$34.20	\$35.00	\$35.80	\$36.60	\$37.40	\$38.40	\$39.40	\$40.40	\$41.80
			Part-day	\$26.20	\$27.00	\$27.60	\$28.40	\$29.20	\$29.80	\$30.60	\$31.40	\$32.20	\$33.20	\$34.20	\$35.40
	School age	4 years	Full-day	\$31.00	\$32.00	\$32.80	\$33.40	\$34.20	\$35.00	\$35.80	\$36.80	\$37.60	\$38.60	\$39.80	\$41.00
			Part-day	\$23.40	\$24.00	\$24.80	\$25.40	\$26.00	\$26.80	\$27.40	\$28.20	\$29.00	\$29.80	\$30.80	\$32.00
		5 years	Full-day	\$28.40	\$29.20	\$29.80	\$30.60	\$31.40	\$32.20	\$33.00	\$33.80	\$34.60	\$35.60	\$36.60	\$37.80
			Part-day	\$25.00	\$25.60	\$26.40	\$27.00	\$27.80	\$28.40	\$29.20	\$30.00	\$30.80	\$31.60	\$32.60	\$33.80
	6-13 years	Full-day	\$27.80	\$28.60	\$29.20	\$30.00	\$30.80	\$31.40	\$32.20	\$33.00	\$34.00	\$34.80	\$36.00	\$37.20	
		Part-day	\$22.80	\$23.60	\$24.20	\$25.00	\$25.60	\$26.20	\$27.00	\$27.80	\$28.60	\$29.40	\$30.40	\$31.40	

LWDA 6 Greater Dallas

			30th percentile	35th percentile	40th percentile	45th percentile	50th percentile	55th percentile	60th percentile	65th percentile	70th percentile	75th percentile	80th percentile	85th percentile	
Licensed Child Care Centers (rates from 394 out of 564 facilities in area)	Infant	0-11 months	Full-day	\$34.40	\$35.40	\$36.40	\$37.40	\$38.20	\$39.20	\$40.00	\$41.00	\$42.20	\$43.20	\$44.60	\$46.00
			Part-day	\$30.60	\$31.60	\$32.40	\$33.20	\$34.20	\$35.00	\$36.00	\$36.80	\$37.80	\$39.00	\$40.20	\$41.60
		12-17 months	Full-day	\$34.20	\$35.20	\$36.00	\$37.00	\$37.80	\$38.80	\$39.80	\$40.60	\$41.80	\$42.80	\$44.20	\$45.60
			Part-day	\$30.40	\$31.40	\$32.20	\$33.20	\$34.00	\$34.80	\$35.80	\$36.60	\$37.60	\$38.80	\$40.00	\$41.40
	Toddler	18-23 months	Full-day	\$33.00	\$34.00	\$34.80	\$35.80	\$36.60	\$37.60	\$38.40	\$39.40	\$40.40	\$41.60	\$42.80	\$44.40
			Part-day	\$29.40	\$30.20	\$31.00	\$32.00	\$32.80	\$33.60	\$34.40	\$35.40	\$36.40	\$37.40	\$38.60	\$40.00
	Preschool	2 years	Full-day	\$32.40	\$33.40	\$34.20	\$35.20	\$36.00	\$36.80	\$37.80	\$38.80	\$39.80	\$40.80	\$42.20	\$43.60
			Part-day	\$29.00	\$30.00	\$30.80	\$31.60	\$32.60	\$33.40	\$34.20	\$35.20	\$36.20	\$37.20	\$38.40	\$39.80
		3 years	Full-day	\$31.40	\$32.40	\$33.20	\$34.20	\$35.00	\$35.80	\$36.80	\$37.60	\$38.80	\$39.80	\$41.00	\$42.60
			Part-day	\$25.20	\$26.00	\$26.80	\$27.40	\$28.20	\$29.00	\$29.80	\$30.80	\$31.60	\$32.60	\$33.80	\$35.20
	School age	4 years	Full-day	\$30.60	\$31.40	\$32.40	\$33.20	\$34.00	\$35.00	\$35.80	\$36.80	\$37.80	\$38.80	\$40.20	\$41.60
			Part-day	\$24.20	\$25.20	\$25.80	\$26.60	\$27.40	\$28.20	\$29.00	\$29.80	\$30.80	\$31.80	\$32.80	\$34.20
		5 years	Full-day	\$29.60	\$30.40	\$31.40	\$32.20	\$33.00	\$33.80	\$34.80	\$35.60	\$36.60	\$37.80	\$39.00	\$40.40
			Part-day	\$23.20	\$24.00	\$24.60	\$25.40	\$26.20	\$27.00	\$27.80	\$28.60	\$29.40	\$30.40	\$31.40	\$32.80
	6-13 years	Full-day	\$29.20	\$30.00	\$30.80	\$31.80	\$32.60	\$33.40	\$34.20	\$35.20	\$36.20	\$37.20	\$38.40	\$39.80	
		Part-day	\$22.60	\$23.40	\$24.00	\$24.80	\$25.60	\$26.20	\$27.00	\$27.80	\$28.80	\$29.80	\$30.80	\$32.00	

LWDA 6 Greater Dallas

			30th percentile	35th percentile	40th percentile	45th percentile	50th percentile	55th percentile	60th percentile	65th percentile	70th percentile	75th percentile	80th percentile	85th percentile	
Registered Child Care Homes (rates from 82 out of 115 facilities in area)	Infant	0-11 months	Full-day	\$30.00	\$30.80	\$31.80	\$32.60	\$33.40	\$34.40	\$35.20	\$36.20	\$37.20	\$38.20	\$39.40	\$40.80
			Part-day	\$27.60	\$28.40	\$29.20	\$30.00	\$30.80	\$31.60	\$32.60	\$33.40	\$34.40	\$35.40	\$36.60	\$38.00
		12-17 months	Full-day	\$30.00	\$31.00	\$31.80	\$32.60	\$33.60	\$34.40	\$35.20	\$36.20	\$37.20	\$38.20	\$39.60	\$41.00
			Part-day	\$27.00	\$28.00	\$28.80	\$29.60	\$30.40	\$31.20	\$32.00	\$32.80	\$33.80	\$34.80	\$36.00	\$37.40
	Toddler	18-23 months	Full-day	\$29.80	\$30.60	\$31.60	\$32.40	\$33.20	\$34.20	\$35.00	\$36.00	\$36.80	\$38.00	\$39.20	\$40.60
			Part-day	\$26.60	\$27.40	\$28.20	\$29.00	\$29.80	\$30.60	\$31.40	\$32.40	\$33.20	\$34.20	\$35.40	\$36.80
	Preschool	2 years	Full-day	\$28.20	\$29.20	\$30.00	\$30.80	\$31.60	\$32.40	\$33.40	\$34.20	\$35.20	\$36.20	\$37.40	\$38.80
			Part-day	\$27.00	\$28.00	\$28.80	\$29.60	\$30.40	\$31.20	\$32.00	\$33.00	\$33.80	\$35.00	\$36.00	\$37.40
		3 years	Full-day	\$28.60	\$29.60	\$30.40	\$31.20	\$32.00	\$32.80	\$33.80	\$34.60	\$35.60	\$36.60	\$37.80	\$39.40
			Part-day	\$25.40	\$26.20	\$27.00	\$27.80	\$28.60	\$29.40	\$30.20	\$31.00	\$32.00	\$33.00	\$34.20	\$35.40
	School age	4 years	Full-day	\$28.40	\$29.20	\$30.20	\$31.00	\$31.80	\$32.60	\$33.40	\$34.40	\$35.40	\$36.40	\$37.60	\$39.00
			Part-day	\$23.80	\$24.60	\$25.20	\$26.00	\$26.80	\$27.60	\$28.40	\$29.20	\$30.20	\$31.00	\$32.20	\$33.40
		5 years	Full-day	\$27.80	\$28.60	\$29.40	\$30.40	\$31.20	\$32.00	\$32.80	\$33.80	\$34.60	\$35.80	\$37.00	\$38.20
			Part-day	\$23.00	\$23.80	\$24.60	\$25.40	\$26.20	\$27.00	\$27.60	\$28.60	\$29.40	\$30.40	\$31.40	\$32.80
	6-13 years	Full-day	\$27.00	\$27.80	\$28.60	\$29.40	\$30.20	\$31.00	\$31.80	\$32.80	\$33.60	\$34.80	\$35.80	\$37.20	
		Part-day	\$22.60	\$23.40	\$24.20	\$24.80	\$25.60	\$26.40	\$27.20	\$28.00	\$28.80	\$29.80	\$30.80	\$32.20	


LWDA 6 Greater Dallas

			30th percentile	35th percentile	40th percentile	45th percentile	50th percentile	55th percentile	60th percentile	65th percentile	70th percentile	75th percentile	80th percentile	85th percentile	
Licensed Child Care Homes (rates from 106 out of 232 facilities in area)	Infant	0-11 months	Full-day	\$29.80	\$30.60	\$31.40	\$32.40	\$33.20	\$34.00	\$34.80	\$35.80	\$36.80	\$37.80	\$39.00	\$40.60
		Part-day	\$26.00	\$26.80	\$27.60	\$28.40	\$29.20	\$30.00	\$30.80	\$31.80	\$32.60	\$33.60	\$34.80	\$36.20	
		12-17 months	Full-day	\$28.00	\$28.80	\$29.60	\$30.60	\$31.40	\$32.20	\$33.00	\$34.00	\$34.80	\$36.00	\$37.20	\$38.40
			Part-day	\$24.60	\$25.60	\$26.20	\$27.00	\$27.80	\$28.60	\$29.40	\$30.20	\$31.20	\$32.20	\$33.40	\$34.60
	Toddler	18-23 months	Full-day	\$28.40	\$29.20	\$30.00	\$31.00	\$31.80	\$32.60	\$33.40	\$34.40	\$35.40	\$36.40	\$37.60	\$39.00
			Part-day	\$24.00	\$24.80	\$25.60	\$26.40	\$27.20	\$28.00	\$28.80	\$29.60	\$30.40	\$31.40	\$32.60	\$33.80
		2 years	Full-day	\$28.00	\$28.80	\$29.60	\$30.40	\$31.20	\$32.00	\$33.00	\$33.80	\$34.80	\$35.80	\$37.00	\$38.40
			Part-day	\$24.00	\$24.80	\$25.60	\$26.40	\$27.20	\$28.00	\$28.80	\$29.60	\$30.40	\$31.40	\$32.60	\$33.80
		3 years	Full-day	\$27.80	\$28.80	\$29.60	\$30.40	\$31.20	\$32.00	\$33.00	\$33.80	\$34.80	\$35.80	\$37.00	\$38.40
			Part-day	\$22.20	\$23.00	\$23.60	\$24.40	\$25.20	\$25.80	\$26.60	\$27.40	\$28.40	\$29.20	\$30.40	\$31.60
	Preschool	4 years	Full-day	\$27.20	\$28.00	\$28.80	\$29.60	\$30.40	\$31.40	\$32.20	\$33.00	\$34.00	\$35.00	\$36.20	\$37.60
			Part-day	\$19.20	\$20.00	\$20.60	\$21.40	\$22.00	\$22.80	\$23.40	\$24.20	\$25.00	\$26.00	\$27.00	\$28.20
		5 years	Full-day	\$24.40	\$25.20	\$26.00	\$26.80	\$27.40	\$28.20	\$29.00	\$30.00	\$30.80	\$31.80	\$33.00	\$34.20
			Part-day	\$20.80	\$21.60	\$22.40	\$23.00	\$23.80	\$24.60	\$25.20	\$26.00	\$26.80	\$27.80	\$28.80	\$30.00
	School age	6-13 years	Full-day	\$23.80	\$24.60	\$25.40	\$26.00	\$26.80	\$27.60	\$28.40	\$29.20	\$30.20	\$31.00	\$32.20	\$33.40
			Part-day	\$18.80	\$19.60	\$20.20	\$20.80	\$21.60	\$22.20	\$23.00	\$23.80	\$24.60	\$25.40	\$26.40	\$27.60

LWDA 7 Northeast Texas

			30th percentile	35th percentile	40th percentile	45th percentile	50th percentile	55th percentile	60th percentile	65th percentile	70th percentile	75th percentile	80th percentile	85th percentile	
Licensed Child Care Centers (rates from 56 out of 67 facilities in area)	Infant	0-11 months	Full-day	\$23.40	\$23.80	\$24.20	\$24.60	\$25.00	\$25.40	\$26.00	\$26.40	\$26.80	\$27.20	\$27.80	\$28.60
			Part-day	\$21.60	\$22.00	\$22.40	\$22.80	\$23.20	\$23.60	\$24.00	\$24.40	\$25.00	\$25.40	\$26.00	\$26.60
		12-17 months	Full-day	\$23.20	\$23.80	\$24.20	\$24.60	\$25.00	\$25.40	\$25.80	\$26.20	\$26.60	\$27.20	\$27.60	\$28.40
			Part-day	\$21.60	\$22.00	\$22.40	\$22.80	\$23.20	\$23.60	\$24.00	\$24.40	\$24.80	\$25.40	\$25.80	\$26.60
	Toddler	18-23 months	Full-day	\$22.80	\$23.20	\$23.60	\$24.00	\$24.40	\$24.80	\$25.20	\$25.60	\$26.00	\$26.60	\$27.20	\$27.80
			Part-day	\$21.00	\$21.40	\$21.80	\$22.20	\$22.60	\$23.00	\$23.40	\$23.80	\$24.20	\$24.80	\$25.20	\$26.00
	Preschool	2 years	Full-day	\$22.40	\$23.00	\$23.40	\$23.80	\$24.00	\$24.40	\$25.00	\$25.40	\$25.80	\$26.20	\$26.80	\$27.40
			Part-day	\$21.00	\$21.40	\$21.80	\$22.20	\$22.60	\$23.00	\$23.40	\$23.80	\$24.20	\$24.60	\$25.20	\$25.80
		3 years	Full-day	\$22.00	\$22.40	\$22.80	\$23.20	\$23.60	\$24.00	\$24.40	\$24.80	\$25.40	\$25.80	\$26.40	\$27.00
			Part-day	\$19.00	\$19.40	\$19.80	\$20.20	\$20.60	\$21.00	\$21.40	\$21.80	\$22.20	\$22.60	\$23.20	\$23.80
	School age	4 years	Full-day	\$21.60	\$22.00	\$22.40	\$22.80	\$23.20	\$23.60	\$24.00	\$24.40	\$24.80	\$25.40	\$26.00	\$26.60
			Part-day	\$18.80	\$19.00	\$19.40	\$19.80	\$20.20	\$20.60	\$21.00	\$21.40	\$21.80	\$22.20	\$22.60	\$23.20
		5 years	Full-day	\$21.20	\$21.60	\$22.00	\$22.40	\$22.80	\$23.20	\$23.60	\$24.00	\$24.40	\$24.80	\$25.40	\$26.00
			Part-day	\$18.20	\$18.60	\$18.80	\$19.20	\$19.60	\$20.00	\$20.40	\$20.80	\$21.20	\$21.60	\$22.00	\$22.60
	6-13 years	Full-day	\$21.00	\$21.40	\$21.80	\$22.20	\$22.60	\$23.00	\$23.40	\$23.80	\$24.20	\$24.60	\$25.20	\$25.80	
		Part-day	\$17.80	\$18.20	\$18.60	\$19.00	\$19.40	\$19.60	\$20.00	\$20.40	\$20.80	\$21.20	\$21.80	\$22.40	

LWDA 7 Northeast Texas

															
			30th percentile	35th percentile	40th percentile	45th percentile	50th percentile	55th percentile	60th percentile	65th percentile	70th percentile	75th percentile	80th percentile	85th percentile	
Registered Child Care Homes (rates from 5 out of 11 facilities in area)	Infant	0-11 months	Full-day	\$21.40	\$21.80	\$22.20	\$22.60	\$23.00	\$23.40	\$23.80	\$24.20	\$24.60	\$25.00	\$25.60	\$26.20
			Part-day	\$20.20	\$20.60	\$21.00	\$21.40	\$21.80	\$22.20	\$22.60	\$23.00	\$23.40	\$23.80	\$24.40	\$25.00
		12-17 months	Full-day	\$21.40	\$21.80	\$22.20	\$22.60	\$23.00	\$23.40	\$23.80	\$24.20	\$24.60	\$25.20	\$25.60	\$26.20
			Part-day	\$20.00	\$20.40	\$20.80	\$21.20	\$21.60	\$22.00	\$22.40	\$22.80	\$23.20	\$23.60	\$24.20	\$24.80
	Toddler	18-23 months	Full-day	\$21.20	\$21.80	\$22.00	\$22.40	\$22.80	\$23.20	\$23.60	\$24.00	\$24.60	\$25.00	\$25.60	\$26.20
			Part-day	\$19.80	\$20.20	\$20.60	\$21.00	\$21.20	\$21.60	\$22.00	\$22.40	\$22.80	\$23.40	\$23.80	\$24.40
	2 years	Full-day	\$20.60	\$21.00	\$21.40	\$21.80	\$22.20	\$22.60	\$23.00	\$23.40	\$23.80	\$24.20	\$24.80	\$25.40	
		Part-day	\$20.00	\$20.40	\$20.80	\$21.20	\$21.60	\$22.00	\$22.40	\$22.80	\$23.20	\$23.60	\$24.20	\$24.80	
	3 years	Full-day	\$20.80	\$21.20	\$21.60	\$22.00	\$22.40	\$22.80	\$23.20	\$23.60	\$24.00	\$24.40	\$25.00	\$25.60	
		Part-day	\$19.20	\$19.60	\$20.00	\$20.40	\$20.80	\$21.20	\$21.60	\$21.80	\$22.40	\$22.80	\$23.20	\$23.80	
	Preschool	4 years	Full-day	\$20.60	\$21.00	\$21.40	\$21.80	\$22.20	\$22.60	\$23.00	\$23.40	\$23.80	\$24.20	\$24.80	\$25.40
			Part-day	\$18.40	\$18.80	\$19.20	\$19.60	\$20.00	\$20.20	\$20.60	\$21.00	\$21.40	\$21.80	\$22.40	\$23.00
	5 years	Full-day	\$20.40	\$20.80	\$21.20	\$21.60	\$22.00	\$22.20	\$22.60	\$23.00	\$23.60	\$24.00	\$24.60	\$25.20	
		Part-day	\$18.20	\$18.60	\$18.80	\$19.20	\$19.60	\$20.00	\$20.40	\$20.60	\$21.20	\$21.60	\$22.00	\$22.60	
	School age	6-13 years	Full-day	\$20.00	\$20.40	\$20.80	\$21.20	\$21.40	\$21.80	\$22.20	\$22.60	\$23.00	\$23.60	\$24.00	\$24.60
			Part-day	\$17.80	\$18.20	\$18.60	\$19.00	\$19.40	\$19.60	\$20.00	\$20.40	\$20.80	\$21.20	\$21.80	\$22.40

LWDA 7 Northeast Texas

			30th percentile	35th percentile	40th percentile	45th percentile	50th percentile	55th percentile	60th percentile	65th percentile	70th percentile	75th percentile	80th percentile	85th percentile	
Licensed Child Care Homes (rates from 6 out of 11 facilities in area)	Infant	0-11 months	Full-day	\$21.20	\$21.60	\$22.00	\$22.40	\$22.80	\$23.20	\$23.60	\$24.00	\$24.40	\$25.00	\$25.40	\$26.00
			Part-day	\$19.60	\$20.00	\$20.40	\$20.60	\$21.00	\$21.40	\$21.80	\$22.20	\$22.60	\$23.00	\$23.60	\$24.20
		12-17 months	Full-day	\$20.40	\$20.80	\$21.20	\$21.60	\$22.00	\$22.40	\$22.80	\$23.20	\$23.60	\$24.00	\$24.60	\$25.20
			Part-day	\$19.00	\$19.20	\$19.60	\$20.00	\$20.40	\$20.80	\$21.20	\$21.60	\$22.00	\$22.40	\$22.80	\$23.40
	Toddler	18-23 months	Full-day	\$20.60	\$21.00	\$21.40	\$21.80	\$22.20	\$22.60	\$23.00	\$23.40	\$23.80	\$24.20	\$24.80	\$25.40
			Part-day	\$18.60	\$19.00	\$19.40	\$19.80	\$20.00	\$20.40	\$20.80	\$21.20	\$21.60	\$22.00	\$22.60	\$23.20
	Preschool	2 years	Full-day	\$20.40	\$20.80	\$21.20	\$21.60	\$22.00	\$22.40	\$22.80	\$23.20	\$23.60	\$24.00	\$24.60	\$25.20
			Part-day	\$18.60	\$19.00	\$19.40	\$19.80	\$20.00	\$20.40	\$20.80	\$21.20	\$21.60	\$22.00	\$22.60	\$23.20
		3 years	Full-day	\$20.40	\$20.80	\$21.20	\$21.60	\$22.00	\$22.40	\$22.80	\$23.20	\$23.60	\$24.00	\$24.60	\$25.20
			Part-day	\$17.60	\$18.00	\$18.40	\$18.80	\$19.20	\$19.40	\$19.80	\$20.20	\$20.60	\$21.00	\$21.60	\$22.20
	4 years	Full-day	\$20.00	\$20.40	\$20.80	\$21.20	\$21.60	\$22.00	\$22.40	\$22.80	\$23.20	\$23.60	\$24.20	\$24.80	
		Part-day	\$16.20	\$16.60	\$17.00	\$17.20	\$17.60	\$18.00	\$18.40	\$18.60	\$19.00	\$19.40	\$20.00	\$20.60	
	5 years	Full-day	\$18.80	\$19.20	\$19.40	\$19.80	\$20.20	\$20.60	\$21.00	\$21.40	\$21.80	\$22.20	\$22.80	\$23.40	
		Part-day	\$17.00	\$17.40	\$17.80	\$18.20	\$18.40	\$18.80	\$19.20	\$19.60	\$20.00	\$20.40	\$20.80	\$21.40	
	School age	6-13 years	Full-day	\$18.40	\$18.80	\$19.20	\$19.60	\$20.00	\$20.20	\$20.60	\$21.00	\$21.40	\$21.80	\$22.40	\$23.00
			Part-day	\$16.00	\$16.40	\$16.80	\$17.00	\$17.40	\$17.80	\$18.00	\$18.40	\$18.80	\$19.20	\$19.80	\$20.20

LWDA 8 East Texas

			30th percentile	35th percentile	40th percentile	45th percentile	50th percentile	55th percentile	60th percentile	65th percentile	70th percentile	75th percentile	80th percentile	85th percentile	
Licensed Child Care Centers (rates from 157 out of 186 facilities in area)	Infant	0-11 months	Full-day	\$23.80	\$24.20	\$24.60	\$25.00	\$25.40	\$25.80	\$26.40	\$26.80	\$27.20	\$27.80	\$28.20	\$29.00
			Part-day	\$22.00	\$22.40	\$22.80	\$23.20	\$23.60	\$24.00	\$24.40	\$24.80	\$25.20	\$25.80	\$26.40	\$27.00
		12-17 months	Full-day	\$23.60	\$24.00	\$24.40	\$24.80	\$25.40	\$25.80	\$26.20	\$26.60	\$27.00	\$27.60	\$28.20	\$28.80
			Part-day	\$22.00	\$22.40	\$22.80	\$23.20	\$23.60	\$24.00	\$24.40	\$24.80	\$25.20	\$25.80	\$26.20	\$27.00
	Toddler	18-23 months	Full-day	\$23.00	\$23.60	\$24.00	\$24.40	\$24.80	\$25.20	\$25.60	\$26.00	\$26.40	\$27.00	\$27.60	\$28.20
			Part-day	\$21.40	\$21.80	\$22.20	\$22.60	\$23.00	\$23.40	\$23.80	\$24.20	\$24.60	\$25.20	\$25.60	\$26.40
	Preschool	2 years	Full-day	\$22.80	\$23.20	\$23.60	\$24.00	\$24.40	\$24.80	\$25.20	\$25.80	\$26.20	\$26.60	\$27.20	\$27.80
			Part-day	\$21.20	\$21.80	\$22.20	\$22.40	\$22.80	\$23.20	\$23.60	\$24.00	\$24.60	\$25.00	\$25.60	\$26.20
		3 years	Full-day	\$22.40	\$22.80	\$23.20	\$23.60	\$24.00	\$24.40	\$24.80	\$25.20	\$25.60	\$26.20	\$26.80	\$27.40
			Part-day	\$19.40	\$19.80	\$20.20	\$20.60	\$21.00	\$21.20	\$21.60	\$22.00	\$22.40	\$23.00	\$23.40	\$24.00
	School age	4 years	Full-day	\$22.00	\$22.40	\$22.80	\$23.20	\$23.60	\$24.00	\$24.40	\$24.80	\$25.20	\$25.80	\$26.40	\$27.00
			Part-day	\$19.00	\$19.40	\$19.80	\$20.20	\$20.60	\$20.80	\$21.20	\$21.60	\$22.00	\$22.60	\$23.00	\$23.60
		5 years	Full-day	\$21.60	\$22.00	\$22.40	\$22.80	\$23.20	\$23.60	\$24.00	\$24.40	\$24.80	\$25.20	\$25.80	\$26.40
			Part-day	\$18.40	\$18.80	\$19.20	\$19.60	\$20.00	\$20.20	\$20.60	\$21.00	\$21.40	\$21.80	\$22.40	\$23.00
	6-13 years	Full-day	\$21.40	\$21.80	\$22.20	\$22.60	\$23.00	\$23.20	\$23.60	\$24.20	\$24.60	\$25.00	\$25.60	\$26.20	
		Part-day	\$18.20	\$18.60	\$18.80	\$19.20	\$19.60	\$20.00	\$20.40	\$20.80	\$21.20	\$21.60	\$22.00	\$22.60	

LWDA 8 East Texas

			30th percentile	35th percentile	40th percentile	45th percentile	50th percentile	55th percentile	60th percentile	65th percentile	70th percentile	75th percentile	80th percentile	85th percentile	
Registered Child Care Homes (rates from 21 out of 31 facilities in area)	Infant	0-11 months	Full-day	\$21.80	\$22.20	\$22.60	\$23.00	\$23.40	\$23.80	\$24.20	\$24.60	\$25.00	\$25.40	\$26.00	\$26.60
			Part-day	\$20.60	\$21.00	\$21.40	\$21.80	\$22.20	\$22.60	\$23.00	\$23.40	\$23.80	\$24.20	\$24.80	\$25.40
		12-17 months	Full-day	\$21.80	\$22.20	\$22.60	\$23.00	\$23.40	\$23.80	\$24.20	\$24.60	\$25.00	\$25.40	\$26.00	\$26.60
			Part-day	\$20.40	\$20.80	\$21.20	\$21.60	\$21.80	\$22.20	\$22.60	\$23.00	\$23.40	\$24.00	\$24.40	\$25.20
	Toddler	18-23 months	Full-day	\$21.60	\$22.00	\$22.40	\$22.80	\$23.20	\$23.60	\$24.00	\$24.40	\$24.80	\$25.40	\$26.00	\$26.60
			Part-day	\$20.00	\$20.40	\$20.80	\$21.20	\$21.60	\$22.00	\$22.40	\$22.80	\$23.20	\$23.60	\$24.20	\$24.80
	Preschool	2 years	Full-day	\$21.00	\$21.40	\$21.80	\$22.00	\$22.40	\$22.80	\$23.20	\$23.60	\$24.20	\$24.60	\$25.20	\$25.80
			Part-day	\$20.40	\$20.80	\$21.20	\$21.60	\$22.00	\$22.20	\$22.60	\$23.00	\$23.60	\$24.00	\$24.60	\$25.20
		3 years	Full-day	\$21.00	\$21.60	\$21.80	\$22.20	\$22.60	\$23.00	\$23.40	\$23.80	\$24.40	\$24.80	\$25.40	\$26.00
			Part-day	\$19.60	\$20.00	\$20.40	\$20.80	\$21.00	\$21.40	\$21.80	\$22.20	\$22.60	\$23.20	\$23.60	\$24.20
	4 years	Full-day	\$21.00	\$21.40	\$21.80	\$22.20	\$22.60	\$23.00	\$23.40	\$23.80	\$24.20	\$24.60	\$25.20	\$25.80	
		Part-day	\$18.80	\$19.20	\$19.40	\$19.80	\$20.20	\$20.60	\$21.00	\$21.40	\$21.80	\$22.20	\$22.80	\$23.40	
	5 years	Full-day	\$20.60	\$21.00	\$21.40	\$21.80	\$22.20	\$22.60	\$23.00	\$23.40	\$23.80	\$24.40	\$24.80	\$25.60	
		Part-day	\$18.40	\$18.80	\$19.20	\$19.60	\$19.80	\$20.20	\$20.60	\$21.00	\$21.40	\$21.80	\$22.40	\$23.00	
	School age	6-13 years	Full-day	\$20.20	\$20.60	\$21.00	\$21.40	\$21.80	\$22.20	\$22.60	\$23.00	\$23.40	\$23.80	\$24.40	\$25.00
			Part-day	\$18.20	\$18.60	\$19.00	\$19.20	\$19.60	\$20.00	\$20.40	\$20.80	\$21.20	\$21.60	\$22.20	\$22.80

LWDA 8 East Texas

			30th percentile	35th percentile	40th percentile	45th percentile	50th percentile	55th percentile	60th percentile	65th percentile	70th percentile	75th percentile	80th percentile	85th percentile	
Licensed Child Care Homes (rates from 12 out of 21 facilities in area)	Infant	0-11 months	Full-day	\$21.60	\$22.00	\$22.40	\$22.80	\$23.20	\$23.60	\$24.00	\$24.40	\$24.80	\$25.40	\$25.80	\$26.40
			Part-day	\$19.80	\$20.20	\$20.60	\$21.00	\$21.40	\$21.80	\$22.20	\$22.60	\$23.00	\$23.40	\$24.00	\$24.60
		12-17 months	Full-day	\$20.80	\$21.20	\$21.60	\$22.00	\$22.40	\$22.80	\$23.20	\$23.60	\$24.00	\$24.40	\$25.00	\$25.60
			Part-day	\$19.20	\$19.60	\$20.00	\$20.40	\$20.80	\$21.00	\$21.40	\$21.80	\$22.20	\$22.80	\$23.20	\$23.80
	Toddler	18-23 months	Full-day	\$21.00	\$21.40	\$21.80	\$22.20	\$22.60	\$23.00	\$23.40	\$23.80	\$24.20	\$24.60	\$25.20	\$25.80
			Part-day	\$18.80	\$19.20	\$19.60	\$20.00	\$20.40	\$20.80	\$21.20	\$21.60	\$22.00	\$22.40	\$23.00	\$23.40
	Preschool	2 years	Full-day	\$20.80	\$21.20	\$21.60	\$22.00	\$22.40	\$22.60	\$23.00	\$23.40	\$24.00	\$24.40	\$25.00	\$25.60
			Part-day	\$18.80	\$19.20	\$19.60	\$20.00	\$20.40	\$20.80	\$21.20	\$21.60	\$22.00	\$22.40	\$22.80	\$23.40
		3 years	Full-day	\$20.80	\$21.20	\$21.60	\$22.00	\$22.20	\$22.60	\$23.00	\$23.40	\$24.00	\$24.40	\$25.00	\$25.60
			Part-day	\$18.00	\$18.40	\$18.80	\$19.00	\$19.40	\$19.80	\$20.20	\$20.60	\$21.00	\$21.40	\$21.80	\$22.40
	4 years	Full-day	\$20.40	\$20.80	\$21.20	\$21.60	\$22.00	\$22.40	\$22.80	\$23.20	\$23.60	\$24.00	\$24.60	\$25.20	
		Part-day	\$16.60	\$16.80	\$17.20	\$17.60	\$18.00	\$18.20	\$18.60	\$19.00	\$19.40	\$19.80	\$20.20	\$20.80	
	5 years	Full-day	\$19.00	\$19.40	\$19.80	\$20.20	\$20.60	\$21.00	\$21.20	\$21.60	\$22.00	\$22.60	\$23.00	\$23.60	
		Part-day	\$17.40	\$17.60	\$18.00	\$18.40	\$18.80	\$19.20	\$19.40	\$19.80	\$20.20	\$20.60	\$21.20	\$21.80	
	School age	6-13 years	Full-day	\$18.80	\$19.20	\$19.40	\$19.80	\$20.20	\$20.60	\$21.00	\$21.40	\$21.80	\$22.20	\$22.80	\$23.40
			Part-day	\$16.20	\$16.60	\$17.00	\$17.40	\$17.60	\$18.00	\$18.40	\$18.80	\$19.20	\$19.60	\$20.00	\$20.60

LWDA 9 West Central Texas

			30th percentile	35th percentile	40th percentile	45th percentile	50th percentile	55th percentile	60th percentile	65th percentile	70th percentile	75th percentile	80th percentile	85th percentile	
Licensed Child Care Centers (rates from 63 out of 75 facilities in area)	Infant	0-11 months	Full-day	\$24.00	\$24.60	\$25.00	\$25.60	\$26.00	\$26.60	\$27.20	\$27.60	\$28.20	\$28.80	\$29.60	\$30.40
			Part-day	\$22.00	\$22.40	\$23.00	\$23.40	\$23.80	\$24.40	\$24.80	\$25.40	\$25.80	\$26.40	\$27.20	\$28.00
		12-17 months	Full-day	\$23.80	\$24.40	\$25.00	\$25.40	\$25.80	\$26.40	\$27.00	\$27.40	\$28.00	\$28.60	\$29.40	\$30.20
			Part-day	\$21.80	\$22.40	\$22.80	\$23.40	\$23.80	\$24.20	\$24.80	\$25.20	\$25.80	\$26.40	\$27.00	\$27.80
	Toddler	18-23 months	Full-day	\$23.20	\$23.80	\$24.20	\$24.80	\$25.20	\$25.80	\$26.20	\$26.80	\$27.20	\$27.80	\$28.60	\$29.40
			Part-day	\$21.20	\$21.80	\$22.20	\$22.60	\$23.20	\$23.60	\$24.00	\$24.60	\$25.00	\$25.60	\$26.40	\$27.20
	Preschool	2 years	Full-day	\$23.00	\$23.40	\$24.00	\$24.40	\$24.80	\$25.40	\$25.80	\$26.40	\$27.00	\$27.60	\$28.20	\$29.00
			Part-day	\$21.00	\$21.60	\$22.00	\$22.60	\$23.00	\$23.40	\$24.00	\$24.40	\$25.00	\$25.60	\$26.20	\$27.00
		3 years	Full-day	\$22.40	\$22.80	\$23.40	\$23.80	\$24.40	\$24.80	\$25.40	\$25.80	\$26.40	\$27.00	\$27.60	\$28.40
			Part-day	\$18.80	\$19.20	\$19.80	\$20.20	\$20.60	\$21.00	\$21.60	\$22.00	\$22.40	\$23.00	\$23.60	\$24.40
	School age	4 years	Full-day	\$22.00	\$22.40	\$22.80	\$23.40	\$23.80	\$24.40	\$24.80	\$25.40	\$25.80	\$26.40	\$27.20	\$27.80
			Part-day	\$18.40	\$18.80	\$19.20	\$19.60	\$20.20	\$20.60	\$21.00	\$21.40	\$22.00	\$22.60	\$23.20	\$23.80
		5 years	Full-day	\$21.40	\$21.80	\$22.40	\$22.80	\$23.20	\$23.80	\$24.20	\$24.80	\$25.20	\$25.80	\$26.60	\$27.20
			Part-day	\$17.60	\$18.20	\$18.60	\$19.00	\$19.40	\$19.80	\$20.40	\$20.80	\$21.20	\$21.80	\$22.40	\$23.20
	6-13 years	Full-day	\$21.00	\$21.60	\$22.00	\$22.60	\$23.00	\$23.40	\$24.00	\$24.40	\$25.00	\$25.60	\$26.20	\$27.00	
		Part-day	\$17.40	\$17.80	\$18.20	\$18.60	\$19.00	\$19.40	\$20.00	\$20.40	\$20.80	\$21.40	\$22.00	\$22.80	

LWDA 9 West Central Texas

			30th percentile	35th percentile	40th percentile	45th percentile	50th percentile	55th percentile	60th percentile	65th percentile	70th percentile	75th percentile	80th percentile	85th percentile	
Registered Child Care Homes (rates from 16 out of 19 facilities in area)	Infant	0-11 months	Full-day	\$21.60	\$22.00	\$22.60	\$23.00	\$23.40	\$24.00	\$24.40	\$25.00	\$25.40	\$26.00	\$26.80	\$27.60
			Part-day	\$20.20	\$20.60	\$21.20	\$21.60	\$22.00	\$22.60	\$23.00	\$23.40	\$24.00	\$24.60	\$25.20	\$26.00
		12-17 months	Full-day	\$21.60	\$22.20	\$22.60	\$23.00	\$23.60	\$24.00	\$24.40	\$25.00	\$25.60	\$26.20	\$26.80	\$27.60
			Part-day	\$20.00	\$20.40	\$20.80	\$21.40	\$21.80	\$22.20	\$22.80	\$23.20	\$23.80	\$24.20	\$25.00	\$25.60
	Toddler	18-23 months	Full-day	\$21.40	\$22.00	\$22.40	\$23.00	\$23.40	\$23.80	\$24.40	\$24.80	\$25.40	\$26.00	\$26.60	\$27.40
			Part-day	\$19.60	\$20.20	\$20.60	\$21.00	\$21.40	\$22.00	\$22.40	\$22.80	\$23.40	\$24.00	\$24.60	\$25.40
	Preschool	2 years	Full-day	\$20.60	\$21.00	\$21.60	\$22.00	\$22.40	\$23.00	\$23.40	\$24.00	\$24.40	\$25.00	\$25.60	\$26.40
			Part-day	\$20.00	\$20.40	\$20.80	\$21.40	\$21.80	\$22.20	\$22.80	\$23.20	\$23.80	\$24.20	\$25.00	\$25.60
		3 years	Full-day	\$20.80	\$21.40	\$21.80	\$22.20	\$22.80	\$23.20	\$23.60	\$24.20	\$24.60	\$25.20	\$26.00	\$26.60
			Part-day	\$19.00	\$19.40	\$20.00	\$20.40	\$20.80	\$21.20	\$21.80	\$22.20	\$22.60	\$23.20	\$23.80	\$24.60
	School age	4 years	Full-day	\$20.60	\$21.20	\$21.60	\$22.20	\$22.60	\$23.00	\$23.60	\$24.00	\$24.60	\$25.20	\$25.80	\$26.60
			Part-day	\$18.00	\$18.40	\$19.00	\$19.40	\$19.80	\$20.20	\$20.60	\$21.20	\$21.60	\$22.20	\$22.80	\$23.60
		5 years	Full-day	\$20.40	\$20.80	\$21.20	\$21.80	\$22.20	\$22.60	\$23.20	\$23.60	\$24.20	\$24.80	\$25.40	\$26.20
			Part-day	\$17.60	\$18.20	\$18.60	\$19.00	\$19.40	\$19.80	\$20.20	\$20.80	\$21.20	\$21.80	\$22.40	\$23.00
	6-13 years	Full-day	\$19.80	\$20.40	\$20.80	\$21.20	\$21.60	\$22.20	\$22.60	\$23.20	\$23.60	\$24.20	\$24.80	\$25.60	
		Part-day	\$17.40	\$17.80	\$18.20	\$18.60	\$19.20	\$19.60	\$20.00	\$20.40	\$21.00	\$21.40	\$22.00	\$22.80	


LWDA 9 West Central Texas

			30th percentile	35th percentile	40th percentile	45th percentile	50th percentile	55th percentile	60th percentile	65th percentile	70th percentile	75th percentile	80th percentile	85th percentile	
Licensed Child Care Homes (rates from 23 out of 43 facilities in area)	Infant	0-11 months	Full-day	\$21.40	\$22.00	\$22.40	\$22.80	\$23.40	\$23.80	\$24.20	\$24.80	\$25.40	\$26.00	\$26.60	\$27.40
			Part-day	\$19.40	\$19.80	\$20.20	\$20.80	\$21.20	\$21.60	\$22.00	\$22.60	\$23.00	\$23.60	\$24.20	\$25.00
		12-17 months	Full-day	\$20.40	\$21.00	\$21.40	\$21.80	\$22.40	\$22.80	\$23.20	\$23.80	\$24.20	\$24.80	\$25.40	\$26.20
			Part-day	\$18.60	\$19.00	\$19.40	\$20.00	\$20.40	\$20.80	\$21.20	\$21.80	\$22.20	\$22.80	\$23.40	\$24.20
	Toddler	18-23 months	Full-day	\$20.60	\$21.20	\$21.60	\$22.00	\$22.60	\$23.00	\$23.40	\$24.00	\$24.60	\$25.00	\$25.80	\$26.40
			Part-day	\$18.20	\$18.60	\$19.20	\$19.60	\$20.00	\$20.40	\$20.80	\$21.40	\$21.80	\$22.40	\$23.00	\$23.80
	Preschool	2 years	Full-day	\$20.40	\$20.80	\$21.40	\$21.80	\$22.20	\$22.80	\$23.20	\$23.60	\$24.20	\$24.80	\$25.40	\$26.20
			Part-day	\$18.20	\$18.60	\$19.20	\$19.60	\$20.00	\$20.40	\$20.80	\$21.40	\$21.80	\$22.40	\$23.00	\$23.80
		3 years	Full-day	\$20.40	\$20.80	\$21.40	\$21.80	\$22.20	\$22.80	\$23.20	\$23.60	\$24.20	\$24.80	\$25.40	\$26.20
			Part-day	\$17.20	\$17.60	\$18.00	\$18.40	\$18.80	\$19.20	\$19.80	\$20.20	\$20.60	\$21.20	\$21.80	\$22.40
	School age	4 years	Full-day	\$20.00	\$20.40	\$21.00	\$21.40	\$21.80	\$22.40	\$22.80	\$23.20	\$23.80	\$24.40	\$25.00	\$25.80
			Part-day	\$15.40	\$15.80	\$16.20	\$16.60	\$17.00	\$17.40	\$18.00	\$18.40	\$18.80	\$19.20	\$19.80	\$20.60
		5 years	Full-day	\$18.40	\$18.80	\$19.20	\$19.80	\$20.20	\$20.60	\$21.00	\$21.60	\$22.00	\$22.60	\$23.20	\$24.00
			Part-day	\$16.40	\$16.80	\$17.20	\$17.60	\$18.00	\$18.40	\$19.00	\$19.40	\$19.80	\$20.40	\$21.00	\$21.60
	6-13 years	Full-day	\$18.00	\$18.60	\$19.00	\$19.40	\$19.80	\$20.20	\$20.60	\$21.20	\$21.60	\$22.20	\$22.80	\$23.60	
		Part-day	\$15.20	\$15.60	\$16.00	\$16.40	\$16.80	\$17.20	\$17.60	\$18.00	\$18.40	\$19.00	\$19.60	\$20.20	

LWDA 10 Borderplex

			30th percentile	35th percentile	40th percentile	45th percentile	50th percentile	55th percentile	60th percentile	65th percentile	70th percentile	75th percentile	80th percentile	85th percentile	
Licensed Child Care Centers (rates from 187 out of 209 facilities in area)	Infant	0-11 months	Full-day	\$25.00	\$25.40	\$26.00	\$26.40	\$26.80	\$27.40	\$27.80	\$28.40	\$29.00	\$29.60	\$30.20	\$31.00
			Part-day	\$22.80	\$23.40	\$23.80	\$24.20	\$24.80	\$25.20	\$25.60	\$26.20	\$26.60	\$27.20	\$28.00	\$28.60
		12-17 months	Full-day	\$24.80	\$25.20	\$25.80	\$26.20	\$26.60	\$27.20	\$27.60	\$28.20	\$28.80	\$29.40	\$30.00	\$30.80
			Part-day	\$22.80	\$23.20	\$23.80	\$24.20	\$24.60	\$25.20	\$25.60	\$26.00	\$26.60	\$27.20	\$27.80	\$28.60
	Toddler	18-23 months	Full-day	\$24.20	\$24.60	\$25.20	\$25.60	\$26.00	\$26.60	\$27.00	\$27.60	\$28.00	\$28.60	\$29.20	\$30.00
			Part-day	\$22.20	\$22.60	\$23.20	\$23.60	\$24.00	\$24.40	\$25.00	\$25.40	\$26.00	\$26.40	\$27.20	\$27.80
	Preschool	2 years	Full-day	\$23.80	\$24.40	\$24.80	\$25.20	\$25.80	\$26.20	\$26.60	\$27.20	\$27.80	\$28.20	\$29.00	\$29.60
			Part-day	\$22.00	\$22.60	\$23.00	\$23.40	\$23.80	\$24.40	\$24.80	\$25.20	\$25.80	\$26.40	\$27.00	\$27.80
		3 years	Full-day	\$23.40	\$23.80	\$24.20	\$24.80	\$25.20	\$25.60	\$26.20	\$26.60	\$27.20	\$27.80	\$28.40	\$29.20
			Part-day	\$19.80	\$20.40	\$20.80	\$21.20	\$21.60	\$22.00	\$22.40	\$23.00	\$23.40	\$24.00	\$24.60	\$25.20
	School age	4 years	Full-day	\$22.80	\$23.40	\$23.80	\$24.20	\$24.80	\$25.20	\$25.60	\$26.20	\$26.60	\$27.20	\$27.80	\$28.60
			Part-day	\$19.40	\$19.80	\$20.20	\$20.80	\$21.20	\$21.60	\$22.00	\$22.40	\$23.00	\$23.40	\$24.00	\$24.80
		5 years	Full-day	\$22.40	\$22.80	\$23.20	\$23.80	\$24.20	\$24.60	\$25.00	\$25.60	\$26.00	\$26.60	\$27.20	\$28.00
			Part-day	\$18.80	\$19.20	\$19.60	\$20.00	\$20.40	\$20.80	\$21.20	\$21.80	\$22.20	\$22.80	\$23.40	\$24.00
	6-13 years	Full-day	\$22.00	\$22.60	\$23.00	\$23.40	\$24.00	\$24.40	\$24.80	\$25.40	\$25.80	\$26.40	\$27.00	\$27.80	
		Part-day	\$18.40	\$18.80	\$19.20	\$19.60	\$20.20	\$20.60	\$21.00	\$21.40	\$21.80	\$22.40	\$23.00	\$23.60	


LWDA 10 Borderplex

															
			30th percentile	35th percentile	40th percentile	45th percentile	50th percentile	55th percentile	60th percentile	65th percentile	70th percentile	75th percentile	80th percentile	85th percentile	
Registered Child Care Homes (rates from 61 out of 86 facilities in area)	Infant	0-11 months	Full-day	\$22.60	\$23.00	\$23.40	\$24.00	\$24.40	\$24.80	\$25.40	\$25.80	\$26.40	\$26.80	\$27.60	\$28.20
			Part-day	\$21.20	\$21.60	\$22.20	\$22.60	\$23.00	\$23.40	\$24.00	\$24.40	\$24.80	\$25.40	\$26.00	\$26.80
		12-17 months	Full-day	\$22.60	\$23.00	\$23.60	\$24.00	\$24.40	\$24.80	\$25.40	\$25.80	\$26.40	\$27.00	\$27.60	\$28.40
			Part-day	\$21.00	\$21.40	\$21.80	\$22.20	\$22.80	\$23.20	\$23.60	\$24.00	\$24.60	\$25.20	\$25.80	\$26.40
	Toddler	18-23 months	Full-day	\$22.40	\$23.00	\$23.40	\$23.80	\$24.20	\$24.80	\$25.20	\$25.60	\$26.20	\$26.80	\$27.40	\$28.20
			Part-day	\$20.60	\$21.20	\$21.60	\$22.00	\$22.40	\$22.80	\$23.40	\$23.80	\$24.20	\$24.80	\$25.40	\$26.20
		2 years	Full-day	\$21.60	\$22.00	\$22.60	\$23.00	\$23.40	\$23.80	\$24.40	\$24.80	\$25.40	\$25.80	\$26.40	\$27.20
			Part-day	\$21.00	\$21.40	\$21.80	\$22.40	\$22.80	\$23.20	\$23.60	\$24.20	\$24.60	\$25.20	\$25.80	\$26.40
	Preschool	3 years	Full-day	\$21.80	\$22.20	\$22.80	\$23.20	\$23.60	\$24.00	\$24.60	\$25.00	\$25.60	\$26.00	\$26.80	\$27.40
			Part-day	\$20.00	\$20.60	\$21.00	\$21.40	\$21.80	\$22.20	\$22.60	\$23.20	\$23.60	\$24.20	\$24.80	\$25.40
		4 years	Full-day	\$21.60	\$22.20	\$22.60	\$23.00	\$23.40	\$24.00	\$24.40	\$24.80	\$25.40	\$26.00	\$26.60	\$27.20
			Part-day	\$19.00	\$19.60	\$20.00	\$20.40	\$20.80	\$21.20	\$21.60	\$22.20	\$22.60	\$23.20	\$23.80	\$24.40
	5 years	Full-day	\$21.40	\$21.80	\$22.20	\$22.80	\$23.20	\$23.60	\$24.00	\$24.60	\$25.00	\$25.60	\$26.20	\$27.00	
		Part-day	\$18.80	\$19.20	\$19.60	\$20.00	\$20.40	\$20.80	\$21.20	\$21.80	\$22.20	\$22.80	\$23.40	\$24.00	
	School age	6-13 years	Full-day	\$20.80	\$21.40	\$21.80	\$22.20	\$22.60	\$23.00	\$23.60	\$24.00	\$24.60	\$25.00	\$25.60	\$26.40
			Part-day	\$18.40	\$19.00	\$19.40	\$19.80	\$20.20	\$20.60	\$21.00	\$21.40	\$21.80	\$22.40	\$23.00	\$23.60

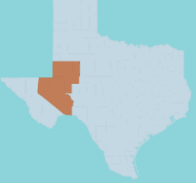
LWDA 10 Borderplex

			30th percentile	35th percentile	40th percentile	45th percentile	50th percentile	55th percentile	60th percentile	65th percentile	70th percentile	75th percentile	80th percentile	85th percentile	
Licensed Child Care Homes (rates from 24 out of 31 facilities in area)	Infant	0-11 months	Full-day	\$22.40	\$22.80	\$23.40	\$23.80	\$24.20	\$24.60	\$25.20	\$25.60	\$26.20	\$26.80	\$27.40	\$28.00
			Part-day	\$20.40	\$20.80	\$21.20	\$21.80	\$22.20	\$22.60	\$23.00	\$23.40	\$24.00	\$24.60	\$25.20	\$25.80
		12-17 months	Full-day	\$21.40	\$22.00	\$22.40	\$22.80	\$23.20	\$23.60	\$24.20	\$24.60	\$25.20	\$25.60	\$26.40	\$27.00
			Part-day	\$19.60	\$20.00	\$20.60	\$21.00	\$21.40	\$21.80	\$22.20	\$22.60	\$23.20	\$23.80	\$24.40	\$25.00
	Toddler	18-23 months	Full-day	\$21.60	\$22.20	\$22.60	\$23.00	\$23.40	\$24.00	\$24.40	\$24.80	\$25.40	\$26.00	\$26.60	\$27.20
			Part-day	\$19.20	\$19.80	\$20.20	\$20.60	\$21.00	\$21.40	\$21.80	\$22.20	\$22.80	\$23.40	\$24.00	\$24.60
	Preschool	2 years	Full-day	\$21.40	\$21.80	\$22.40	\$22.80	\$23.20	\$23.60	\$24.20	\$24.60	\$25.00	\$25.60	\$26.20	\$27.00
			Part-day	\$19.20	\$19.80	\$20.20	\$20.60	\$21.00	\$21.40	\$21.80	\$22.20	\$22.80	\$23.40	\$24.00	\$24.60
		3 years	Full-day	\$21.40	\$21.80	\$22.20	\$22.80	\$23.20	\$23.60	\$24.00	\$24.60	\$25.00	\$25.60	\$26.20	\$27.00
			Part-day	\$18.20	\$18.60	\$19.00	\$19.40	\$19.80	\$20.40	\$20.80	\$21.20	\$21.60	\$22.20	\$22.80	\$23.40
	School age	4 years	Full-day	\$21.00	\$21.40	\$22.00	\$22.40	\$22.80	\$23.20	\$23.60	\$24.20	\$24.60	\$25.20	\$25.80	\$26.60
			Part-day	\$16.60	\$17.00	\$17.40	\$17.80	\$18.20	\$18.60	\$19.00	\$19.40	\$19.80	\$20.40	\$20.80	\$21.60
		5 years	Full-day	\$19.40	\$20.00	\$20.40	\$20.80	\$21.20	\$21.60	\$22.00	\$22.40	\$23.00	\$23.60	\$24.00	\$24.80
			Part-day	\$17.40	\$18.00	\$18.40	\$18.80	\$19.20	\$19.60	\$20.00	\$20.40	\$20.80	\$21.40	\$22.00	\$22.60
	6-13 years	Full-day	\$19.20	\$19.60	\$20.00	\$20.40	\$20.80	\$21.20	\$21.60	\$22.20	\$22.60	\$23.20	\$23.80	\$24.40	
		Part-day	\$16.40	\$16.80	\$17.20	\$17.60	\$17.80	\$18.20	\$18.60	\$19.00	\$19.60	\$20.00	\$20.60	\$21.20	

LWDA 11 Permian Basin

															
			30th percentile	35th percentile	40th percentile	45th percentile	50th percentile	55th percentile	60th percentile	65th percentile	70th percentile	75th percentile	80th percentile	85th percentile	
Licensed Child Care Centers (rates from 91 out of 108 facilities in area)	Infant	0-11 months	Full-day	\$27.40	\$28.00	\$28.40	\$29.00	\$29.60	\$30.20	\$30.80	\$31.40	\$32.00	\$32.60	\$33.40	\$34.40
			Part-day	\$25.00	\$25.60	\$26.00	\$26.60	\$27.20	\$27.60	\$28.20	\$28.80	\$29.40	\$30.00	\$30.80	\$31.60
		12-17 months	Full-day	\$27.20	\$27.80	\$28.20	\$28.80	\$29.40	\$30.00	\$30.40	\$31.00	\$31.80	\$32.40	\$33.20	\$34.00
			Part-day	\$24.80	\$25.40	\$26.00	\$26.40	\$27.00	\$27.60	\$28.00	\$28.60	\$29.20	\$30.00	\$30.60	\$31.60
	Toddler	18-23 months	Full-day	\$26.40	\$27.00	\$27.60	\$28.00	\$28.60	\$29.20	\$29.80	\$30.20	\$31.00	\$31.60	\$32.40	\$33.20
			Part-day	\$24.20	\$24.60	\$25.20	\$25.80	\$26.20	\$26.80	\$27.40	\$27.80	\$28.40	\$29.20	\$29.80	\$30.80
	2 years	Full-day	\$26.00	\$26.60	\$27.20	\$27.60	\$28.20	\$28.80	\$29.40	\$30.00	\$30.60	\$31.20	\$32.00	\$32.80	
		Part-day	\$24.00	\$24.60	\$25.00	\$25.60	\$26.00	\$26.60	\$27.20	\$27.80	\$28.40	\$29.00	\$29.60	\$30.60	
	3 years	Full-day	\$25.40	\$26.00	\$26.60	\$27.00	\$27.60	\$28.20	\$28.80	\$29.20	\$29.80	\$30.60	\$31.40	\$32.20	
		Part-day	\$21.40	\$22.00	\$22.40	\$23.00	\$23.40	\$24.00	\$24.40	\$25.00	\$25.60	\$26.20	\$26.80	\$27.60	
	Preschool	4 years	Full-day	\$25.00	\$25.40	\$26.00	\$26.60	\$27.00	\$27.60	\$28.20	\$28.80	\$29.40	\$30.00	\$30.80	\$31.60
			Part-day	\$21.00	\$21.40	\$22.00	\$22.40	\$23.00	\$23.40	\$24.00	\$24.40	\$25.00	\$25.60	\$26.40	\$27.20
	5 years	Full-day	\$24.20	\$24.80	\$25.40	\$26.00	\$26.40	\$27.00	\$27.40	\$28.00	\$28.60	\$29.40	\$30.00	\$31.00	
		Part-day	\$20.20	\$20.60	\$21.20	\$21.60	\$22.20	\$22.60	\$23.20	\$23.60	\$24.20	\$24.80	\$25.40	\$26.20	
	School age	6-13 years	Full-day	\$24.00	\$24.60	\$25.00	\$25.60	\$26.20	\$26.60	\$27.20	\$27.80	\$28.40	\$29.00	\$29.80	\$30.60
			Part-day	\$19.80	\$20.40	\$20.80	\$21.20	\$21.80	\$22.20	\$22.80	\$23.20	\$23.80	\$24.40	\$25.00	\$25.80

LWDA 11 Permian Basin

															
			30th percentile	35th percentile	40th percentile	45th percentile	50th percentile	55th percentile	60th percentile	65th percentile	70th percentile	75th percentile	80th percentile	85th percentile	
Registered Child Care Homes (rates from 7 out of 12 facilities in area)	Infant	0-11 months	Full-day	\$24.60	\$25.20	\$25.60	\$26.20	\$26.60	\$27.20	\$27.80	\$28.40	\$29.00	\$29.60	\$30.40	\$31.20
			Part-day	\$23.00	\$23.60	\$24.00	\$24.60	\$25.00	\$25.60	\$26.20	\$26.60	\$27.20	\$27.80	\$28.60	\$29.40
		12-17 months	Full-day	\$24.60	\$25.20	\$25.60	\$26.20	\$26.80	\$27.20	\$27.80	\$28.40	\$29.00	\$29.60	\$30.40	\$31.20
			Part-day	\$22.60	\$23.20	\$23.80	\$24.20	\$24.80	\$25.20	\$25.80	\$26.40	\$27.00	\$27.60	\$28.20	\$29.20
	Toddler	18-23 months	Full-day	\$24.40	\$25.00	\$25.60	\$26.00	\$26.60	\$27.00	\$27.60	\$28.20	\$28.80	\$29.40	\$30.20	\$31.00
			Part-day	\$22.40	\$23.00	\$23.40	\$24.00	\$24.40	\$25.00	\$25.40	\$26.00	\$26.60	\$27.20	\$28.00	\$28.80
	2 years	Full-day	\$23.40	\$24.00	\$24.60	\$25.00	\$25.60	\$26.00	\$26.60	\$27.20	\$27.80	\$28.40	\$29.20	\$30.00	
		Part-day	\$22.80	\$23.20	\$23.80	\$24.20	\$24.80	\$25.40	\$25.80	\$26.40	\$27.00	\$27.60	\$28.20	\$29.20	
	3 years	Full-day	\$23.80	\$24.20	\$24.80	\$25.40	\$25.80	\$26.40	\$26.80	\$27.40	\$28.00	\$28.60	\$29.40	\$30.20	
		Part-day	\$21.60	\$22.20	\$22.60	\$23.20	\$23.60	\$24.20	\$24.60	\$25.20	\$25.80	\$26.40	\$27.20	\$28.00	
	Preschool	4 years	Full-day	\$23.60	\$24.00	\$24.60	\$25.20	\$25.60	\$26.20	\$26.80	\$27.20	\$27.80	\$28.40	\$29.20	\$30.00
			Part-day	\$20.60	\$21.00	\$21.60	\$22.00	\$22.60	\$23.00	\$23.60	\$24.00	\$24.60	\$25.20	\$26.00	\$26.80
	5 years	Full-day	\$23.20	\$23.80	\$24.20	\$24.80	\$25.20	\$25.80	\$26.40	\$26.80	\$27.40	\$28.00	\$28.80	\$29.60	
		Part-day	\$20.20	\$20.60	\$21.20	\$21.60	\$22.20	\$22.60	\$23.20	\$23.60	\$24.20	\$24.80	\$25.40	\$26.20	
	School age	6-13 years	Full-day	\$22.60	\$23.20	\$23.60	\$24.20	\$24.60	\$25.20	\$25.80	\$26.20	\$26.80	\$27.40	\$28.20	\$29.00
			Part-day	\$19.80	\$20.40	\$20.80	\$21.40	\$21.80	\$22.20	\$22.80	\$23.20	\$23.80	\$24.40	\$25.00	\$25.80

LWDA 11 Permian Basin

			30th percentile	35th percentile	40th percentile	45th percentile	50th percentile	55th percentile	60th percentile	65th percentile	70th percentile	75th percentile	80th percentile	85th percentile	
Licensed Child Care Homes (rates from 8 out of 9 facilities in area)	Infant	0-11 months	Full-day	\$24.40	\$25.00	\$25.40	\$26.00	\$26.40	\$27.00	\$27.60	\$28.20	\$28.80	\$29.40	\$30.20	\$31.00
			Part-day	\$22.00	\$22.60	\$23.00	\$23.60	\$24.00	\$24.60	\$25.20	\$25.60	\$26.20	\$26.80	\$27.60	\$28.40
		12-17 months	Full-day	\$23.20	\$23.80	\$24.40	\$24.80	\$25.40	\$25.80	\$26.40	\$27.00	\$27.60	\$28.20	\$29.00	\$29.80
			Part-day	\$21.20	\$21.80	\$22.20	\$22.80	\$23.20	\$23.60	\$24.20	\$24.80	\$25.20	\$25.80	\$26.60	\$27.40
	Toddler	18-23 months	Full-day	\$23.60	\$24.00	\$24.60	\$25.20	\$25.60	\$26.20	\$26.60	\$27.20	\$27.80	\$28.40	\$29.20	\$30.00
			Part-day	\$20.80	\$21.20	\$21.80	\$22.20	\$22.80	\$23.20	\$23.80	\$24.20	\$24.80	\$25.40	\$26.20	\$27.00
	Preschool	2 years	Full-day	\$23.20	\$23.80	\$24.20	\$24.80	\$25.40	\$25.80	\$26.40	\$27.00	\$27.60	\$28.20	\$28.80	\$29.80
			Part-day	\$20.80	\$21.20	\$21.80	\$22.20	\$22.80	\$23.20	\$23.80	\$24.20	\$24.80	\$25.40	\$26.20	\$27.00
		3 years	Full-day	\$23.20	\$23.80	\$24.20	\$24.80	\$25.20	\$25.80	\$26.40	\$26.80	\$27.40	\$28.20	\$28.80	\$29.60
			Part-day	\$19.60	\$20.00	\$20.60	\$21.00	\$21.40	\$22.00	\$22.40	\$23.00	\$23.60	\$24.00	\$24.80	\$25.60
	School age	4 years	Full-day	\$22.80	\$23.40	\$23.80	\$24.40	\$24.80	\$25.40	\$25.80	\$26.40	\$27.00	\$27.60	\$28.40	\$29.20
			Part-day	\$17.60	\$18.20	\$18.60	\$19.00	\$19.60	\$20.00	\$20.40	\$21.00	\$21.40	\$22.00	\$22.60	\$23.40
		5 years	Full-day	\$21.00	\$21.60	\$22.00	\$22.40	\$23.00	\$23.40	\$24.00	\$24.40	\$25.00	\$25.60	\$26.40	\$27.20
			Part-day	\$18.80	\$19.20	\$19.60	\$20.20	\$20.60	\$21.00	\$21.60	\$22.00	\$22.60	\$23.20	\$23.80	\$24.60
	6-13 years	Full-day	\$20.60	\$21.20	\$21.60	\$22.00	\$22.60	\$23.00	\$23.60	\$24.00	\$24.60	\$25.20	\$26.00	\$26.80	
		Part-day	\$17.40	\$17.80	\$18.40	\$18.80	\$19.20	\$19.60	\$20.20	\$20.60	\$21.00	\$21.60	\$22.20	\$23.00	

LWDA 12 Concho Valley

															
			30th percentile	35th percentile	40th percentile	45th percentile	50th percentile	55th percentile	60th percentile	65th percentile	70th percentile	75th percentile	80th percentile	85th percentile	
Licensed Child Care Centers (rates from 32 out of 38 facilities in area)	Infant	0-11 months	Full-day	\$22.60	\$23.00	\$23.40	\$23.80	\$24.00	\$24.40	\$24.80	\$25.20	\$25.60	\$26.00	\$26.60	\$27.00
			Part-day	\$21.00	\$21.40	\$21.80	\$22.20	\$22.40	\$22.80	\$23.20	\$23.60	\$24.00	\$24.40	\$24.80	\$25.40
		12-17 months	Full-day	\$22.40	\$22.80	\$23.20	\$23.60	\$24.00	\$24.20	\$24.60	\$25.00	\$25.40	\$25.80	\$26.40	\$27.00
			Part-day	\$21.00	\$21.40	\$21.80	\$22.00	\$22.40	\$22.80	\$23.20	\$23.40	\$23.80	\$24.20	\$24.80	\$25.40
	Toddler	18-23 months	Full-day	\$22.00	\$22.40	\$22.80	\$23.20	\$23.40	\$23.80	\$24.20	\$24.60	\$25.00	\$25.40	\$25.80	\$26.40
			Part-day	\$20.60	\$21.00	\$21.20	\$21.60	\$22.00	\$22.20	\$22.60	\$23.00	\$23.40	\$23.80	\$24.20	\$24.80
	2 years	Full-day	\$21.80	\$22.20	\$22.60	\$22.80	\$23.20	\$23.60	\$24.00	\$24.20	\$24.60	\$25.20	\$25.60	\$26.20	
		Part-day	\$20.40	\$20.80	\$21.20	\$21.60	\$21.80	\$22.20	\$22.60	\$22.80	\$23.20	\$23.60	\$24.20	\$24.60	
	3 years	Full-day	\$21.40	\$21.80	\$22.20	\$22.40	\$22.80	\$23.20	\$23.60	\$23.80	\$24.20	\$24.60	\$25.20	\$25.80	
		Part-day	\$18.80	\$19.20	\$19.40	\$19.80	\$20.20	\$20.40	\$20.80	\$21.20	\$21.40	\$21.80	\$22.40	\$22.80	
	Preschool	4 years	Full-day	\$21.00	\$21.40	\$21.80	\$22.20	\$22.40	\$22.80	\$23.20	\$23.60	\$24.00	\$24.40	\$24.80	\$25.40
			Part-day	\$18.40	\$18.80	\$19.20	\$19.40	\$19.80	\$20.00	\$20.40	\$20.80	\$21.20	\$21.60	\$22.00	\$22.40
	5 years	Full-day	\$20.60	\$21.00	\$21.40	\$21.80	\$22.00	\$22.40	\$22.80	\$23.00	\$23.40	\$23.80	\$24.40	\$25.00	
		Part-day	\$18.00	\$18.20	\$18.60	\$19.00	\$19.20	\$19.60	\$19.80	\$20.20	\$20.60	\$21.00	\$21.40	\$22.00	
	School age	6-13 years	Full-day	\$20.40	\$20.80	\$21.20	\$21.60	\$21.80	\$22.20	\$22.60	\$22.80	\$23.20	\$23.60	\$24.20	\$24.80
			Part-day	\$17.60	\$18.00	\$18.40	\$18.60	\$19.00	\$19.20	\$19.60	\$20.00	\$20.40	\$20.80	\$21.20	\$21.60

LWDA 12 Concho Valley

															
			30th percentile	35th percentile	40th percentile	45th percentile	50th percentile	55th percentile	60th percentile	65th percentile	70th percentile	75th percentile	80th percentile	85th percentile	
Registered Child Care Homes (rates from 1 out of 7 facilities in area)	Infant	0-11 months	Full-day	\$20.80	\$21.20	\$21.60	\$21.80	\$22.20	\$22.60	\$23.00	\$23.20	\$23.60	\$24.00	\$24.60	\$25.00
			Part-day	\$19.80	\$20.20	\$20.60	\$20.80	\$21.20	\$21.60	\$21.80	\$22.20	\$22.60	\$23.00	\$23.40	\$24.00
		12-17 months	Full-day	\$20.80	\$21.20	\$21.60	\$22.00	\$22.20	\$22.60	\$23.00	\$23.20	\$23.60	\$24.20	\$24.60	\$25.20
			Part-day	\$19.60	\$20.00	\$20.40	\$20.60	\$21.00	\$21.40	\$21.60	\$22.00	\$22.40	\$22.80	\$23.20	\$23.80
	Toddler	18-23 months	Full-day	\$20.80	\$21.20	\$21.40	\$21.80	\$22.20	\$22.40	\$22.80	\$23.20	\$23.60	\$24.00	\$24.40	\$25.00
			Part-day	\$19.40	\$19.80	\$20.00	\$20.40	\$20.80	\$21.00	\$21.40	\$21.80	\$22.20	\$22.60	\$23.00	\$23.60
	2 years	Full-day	\$20.20	\$20.40	\$20.80	\$21.20	\$21.40	\$21.80	\$22.20	\$22.60	\$22.80	\$23.40	\$23.80	\$24.40	
		Part-day	\$19.60	\$20.00	\$20.40	\$20.60	\$21.00	\$21.40	\$21.60	\$22.00	\$22.40	\$22.80	\$23.20	\$23.80	
	3 years	Full-day	\$20.20	\$20.60	\$21.00	\$21.40	\$21.60	\$22.00	\$22.40	\$22.60	\$23.00	\$23.40	\$24.00	\$24.40	
		Part-day	\$19.00	\$19.20	\$19.60	\$20.00	\$20.20	\$20.60	\$21.00	\$21.20	\$21.60	\$22.00	\$22.40	\$23.00	
	Preschool	4 years	Full-day	\$20.20	\$20.60	\$20.80	\$21.20	\$21.60	\$21.80	\$22.20	\$22.60	\$23.00	\$23.40	\$23.80	\$24.40
			Part-day	\$18.20	\$18.60	\$18.80	\$19.20	\$19.60	\$19.80	\$20.20	\$20.60	\$20.80	\$21.20	\$21.80	\$22.20
	5 years	Full-day	\$20.00	\$20.20	\$20.60	\$21.00	\$21.20	\$21.60	\$22.00	\$22.40	\$22.60	\$23.20	\$23.60	\$24.20	
		Part-day	\$18.00	\$18.20	\$18.60	\$19.00	\$19.20	\$19.60	\$19.80	\$20.20	\$20.60	\$21.00	\$21.40	\$22.00	
	School age	6-13 years	Full-day	\$19.60	\$20.00	\$20.20	\$20.60	\$21.00	\$21.20	\$21.60	\$22.00	\$22.40	\$22.80	\$23.20	\$23.80
			Part-day	\$17.80	\$18.00	\$18.40	\$18.60	\$19.00	\$19.40	\$19.60	\$20.00	\$20.40	\$20.80	\$21.20	\$21.60


LWDA 12 Concho Valley

																
			30th percentile	35th percentile	40th percentile	45th percentile	50th percentile	55th percentile	60th percentile	65th percentile	70th percentile	75th percentile	80th percentile	85th percentile		
Licensed Child Care Homes (rates from 10 out of 15 facilities in area)	Infant	0-11 months	Full-day	\$20.80	\$21.00	\$21.40	\$21.80	\$22.00	\$22.40	\$22.80	\$23.20	\$23.60	\$24.00	\$24.40	\$25.00	
			Part-day	\$19.20	\$19.60	\$19.80	\$20.20	\$20.60	\$20.80	\$21.20	\$21.60	\$22.00	\$22.40	\$22.80	\$23.20	
		12-17 months	Full-day	\$20.00	\$20.40	\$20.60	\$21.00	\$21.40	\$21.60	\$22.00	\$22.40	\$22.80	\$23.20	\$23.60	\$24.20	
			Part-day	\$18.60	\$19.00	\$19.20	\$19.60	\$20.00	\$20.20	\$20.60	\$21.00	\$21.40	\$21.80	\$22.20	\$22.60	
		Toddler	18-23 months	Full-day	\$20.20	\$20.60	\$20.80	\$21.20	\$21.60	\$21.80	\$22.20	\$22.60	\$23.00	\$23.40	\$23.80	\$24.40
				Part-day	\$18.40	\$18.60	\$19.00	\$19.40	\$19.60	\$20.00	\$20.40	\$20.60	\$21.00	\$21.40	\$21.80	\$22.40
	Preschool	2 years	Full-day	\$20.00	\$20.40	\$20.60	\$21.00	\$21.40	\$21.60	\$22.00	\$22.40	\$22.80	\$23.20	\$23.60	\$24.20	
			Part-day	\$18.40	\$18.60	\$19.00	\$19.40	\$19.60	\$20.00	\$20.40	\$20.60	\$21.00	\$21.40	\$21.80	\$22.40	
		3 years	Full-day	\$20.00	\$20.40	\$20.60	\$21.00	\$21.40	\$21.60	\$22.00	\$22.40	\$22.80	\$23.20	\$23.60	\$24.20	
			Part-day	\$17.60	\$17.80	\$18.20	\$18.60	\$18.80	\$19.20	\$19.40	\$19.80	\$20.20	\$20.60	\$21.00	\$21.40	
		4 years	Full-day	\$19.60	\$20.00	\$20.40	\$20.60	\$21.00	\$21.40	\$21.60	\$22.00	\$22.40	\$22.80	\$23.20	\$23.80	
			Part-day	\$16.20	\$16.60	\$16.80	\$17.20	\$17.40	\$17.80	\$18.20	\$18.40	\$18.80	\$19.20	\$19.60	\$20.00	
	5 years	Full-day	\$18.40	\$18.80	\$19.20	\$19.40	\$19.80	\$20.20	\$20.40	\$20.80	\$21.20	\$21.60	\$22.00	\$22.60		
		Part-day	\$17.00	\$17.40	\$17.60	\$18.00	\$18.20	\$18.60	\$18.80	\$19.20	\$19.60	\$20.00	\$20.40	\$20.80		
	School age	6-13 years	Full-day	\$18.20	\$18.60	\$18.80	\$19.20	\$19.60	\$19.80	\$20.20	\$20.60	\$20.80	\$21.20	\$21.80	\$22.20	
			Part-day	\$16.00	\$16.40	\$16.60	\$17.00	\$17.20	\$17.60	\$17.80	\$18.20	\$18.60	\$19.00	\$19.40	\$19.80	

LWDA 13 Heart of Texas

			30th percentile	35th percentile	40th percentile	45th percentile	50th percentile	55th percentile	60th percentile	65th percentile	70th percentile	75th percentile	80th percentile	85th percentile	
Licensed Child Care Centers (rates from 93 out of 104 facilities in area)	Infant	0-11 months	Full-day	\$25.40	\$25.80	\$26.40	\$26.80	\$27.20	\$27.80	\$28.20	\$28.80	\$29.20	\$29.80	\$30.60	\$31.20
			Part-day	\$23.40	\$23.80	\$24.20	\$24.80	\$25.20	\$25.60	\$26.00	\$26.60	\$27.00	\$27.60	\$28.20	\$29.00
		12-17 months	Full-day	\$25.20	\$25.60	\$26.20	\$26.60	\$27.00	\$27.60	\$28.00	\$28.60	\$29.00	\$29.60	\$30.40	\$31.00
			Part-day	\$23.20	\$23.80	\$24.20	\$24.60	\$25.00	\$25.60	\$26.00	\$26.40	\$27.00	\$27.60	\$28.20	\$29.00
	Toddler	18-23 months	Full-day	\$24.60	\$25.00	\$25.60	\$26.00	\$26.40	\$27.00	\$27.40	\$27.80	\$28.40	\$29.00	\$29.60	\$30.40
			Part-day	\$22.60	\$23.00	\$23.60	\$24.00	\$24.40	\$24.80	\$25.40	\$25.80	\$26.40	\$26.80	\$27.60	\$28.20
	Preschool	2 years	Full-day	\$24.20	\$24.80	\$25.20	\$25.60	\$26.20	\$26.60	\$27.00	\$27.60	\$28.00	\$28.60	\$29.40	\$30.00
			Part-day	\$22.40	\$23.00	\$23.40	\$23.80	\$24.40	\$24.80	\$25.20	\$25.60	\$26.20	\$26.80	\$27.40	\$28.00
		3 years	Full-day	\$23.80	\$24.20	\$24.60	\$25.20	\$25.60	\$26.00	\$26.60	\$27.00	\$27.60	\$28.20	\$28.80	\$29.40
			Part-day	\$20.40	\$20.80	\$21.20	\$21.60	\$22.00	\$22.40	\$23.00	\$23.40	\$23.80	\$24.40	\$25.00	\$25.60
	School age	4 years	Full-day	\$23.20	\$23.80	\$24.20	\$24.60	\$25.20	\$25.60	\$26.00	\$26.60	\$27.00	\$27.60	\$28.20	\$29.00
			Part-day	\$19.80	\$20.40	\$20.80	\$21.20	\$21.60	\$22.00	\$22.40	\$22.80	\$23.40	\$23.80	\$24.40	\$25.20
		5 years	Full-day	\$22.80	\$23.20	\$23.60	\$24.20	\$24.60	\$25.00	\$25.60	\$26.00	\$26.40	\$27.00	\$27.60	\$28.40
			Part-day	\$19.20	\$19.60	\$20.00	\$20.40	\$21.00	\$21.40	\$21.80	\$22.20	\$22.60	\$23.20	\$23.80	\$24.40
	6-13 years	Full-day	\$22.60	\$23.00	\$23.40	\$23.80	\$24.40	\$24.80	\$25.20	\$25.80	\$26.20	\$26.80	\$27.40	\$28.20	
		Part-day	\$18.80	\$19.40	\$19.80	\$20.20	\$20.60	\$21.00	\$21.40	\$21.80	\$22.40	\$22.80	\$23.40	\$24.00	

LWDA 13 Heart of Texas

															
			30th percentile	35th percentile	40th percentile	45th percentile	50th percentile	55th percentile	60th percentile	65th percentile	70th percentile	75th percentile	80th percentile	85th percentile	
Registered Child Care Homes (rates from 14 out of 21 facilities in area)	Infant	0-11 months	Full-day	\$23.00	\$23.40	\$24.00	\$24.40	\$24.80	\$25.20	\$25.80	\$26.20	\$26.80	\$27.20	\$28.00	\$28.60
			Part-day	\$21.60	\$22.20	\$22.60	\$23.00	\$23.40	\$23.80	\$24.40	\$24.80	\$25.20	\$25.80	\$26.40	\$27.20
		12-17 months	Full-day	\$23.00	\$23.40	\$24.00	\$24.40	\$24.80	\$25.20	\$25.80	\$26.20	\$26.80	\$27.40	\$28.00	\$28.60
			Part-day	\$21.40	\$21.80	\$22.20	\$22.80	\$23.20	\$23.60	\$24.00	\$24.60	\$25.00	\$25.60	\$26.20	\$26.80
	Toddler	18-23 months	Full-day	\$22.80	\$23.40	\$23.80	\$24.20	\$24.60	\$25.20	\$25.60	\$26.00	\$26.60	\$27.20	\$27.80	\$28.60
			Part-day	\$21.20	\$21.60	\$22.00	\$22.40	\$22.80	\$23.40	\$23.80	\$24.20	\$24.60	\$25.20	\$25.80	\$26.60
		2 years	Full-day	\$22.00	\$22.60	\$23.00	\$23.40	\$23.80	\$24.20	\$24.80	\$25.20	\$25.80	\$26.20	\$26.80	\$27.60
			Part-day	\$21.40	\$21.80	\$22.40	\$22.80	\$23.20	\$23.60	\$24.00	\$24.60	\$25.00	\$25.60	\$26.20	\$26.80
	Preschool	3 years	Full-day	\$22.20	\$22.80	\$23.20	\$23.60	\$24.00	\$24.60	\$25.00	\$25.40	\$26.00	\$26.40	\$27.20	\$27.80
			Part-day	\$20.60	\$21.00	\$21.40	\$21.80	\$22.20	\$22.60	\$23.20	\$23.60	\$24.00	\$24.60	\$25.20	\$25.80
		4 years	Full-day	\$22.20	\$22.60	\$23.00	\$23.40	\$24.00	\$24.40	\$24.80	\$25.20	\$25.80	\$26.40	\$27.00	\$27.60
			Part-day	\$19.60	\$20.00	\$20.40	\$20.80	\$21.20	\$21.60	\$22.20	\$22.60	\$23.00	\$23.60	\$24.20	\$24.80
		5 years	Full-day	\$21.80	\$22.20	\$22.80	\$23.20	\$23.60	\$24.00	\$24.40	\$25.00	\$25.40	\$26.00	\$26.60	\$27.40
			Part-day	\$19.20	\$19.60	\$20.00	\$20.40	\$20.80	\$21.40	\$21.80	\$22.20	\$22.60	\$23.20	\$23.80	\$24.40
	School age	6-13 years	Full-day	\$21.40	\$21.80	\$22.20	\$22.60	\$23.00	\$23.60	\$24.00	\$24.40	\$25.00	\$25.40	\$26.00	\$26.80
			Part-day	\$19.00	\$19.40	\$19.80	\$20.20	\$20.60	\$21.00	\$21.40	\$21.80	\$22.40	\$22.80	\$23.40	\$24.20

LWDA 13 Heart of Texas

			30th percentile	35th percentile	40th percentile	45th percentile	50th percentile	55th percentile	60th percentile	65th percentile	70th percentile	75th percentile	80th percentile	85th percentile	
Licensed Child Care Homes (rates from 10 out of 28 facilities in area)	Infant	0-11 months	Full-day	\$22.80	\$23.20	\$23.80	\$24.20	\$24.60	\$25.00	\$25.60	\$26.00	\$26.60	\$27.20	\$27.80	\$28.40
		Part-day	\$20.80	\$21.20	\$21.80	\$22.20	\$22.60	\$23.00	\$23.40	\$24.00	\$24.40	\$25.00	\$25.60	\$26.20	
		12-17 months	Full-day	\$21.80	\$22.40	\$22.80	\$23.20	\$23.60	\$24.20	\$24.60	\$25.00	\$25.60	\$26.00	\$26.80	\$27.40
			Part-day	\$20.00	\$20.60	\$21.00	\$21.40	\$21.80	\$22.20	\$22.60	\$23.20	\$23.60	\$24.20	\$24.80	\$25.40
	Toddler	18-23 months	Full-day	\$22.20	\$22.60	\$23.00	\$23.40	\$24.00	\$24.40	\$24.80	\$25.20	\$25.80	\$26.40	\$27.00	\$27.60
			Part-day	\$19.80	\$20.20	\$20.60	\$21.00	\$21.40	\$21.80	\$22.20	\$22.80	\$23.20	\$23.80	\$24.40	\$25.00
		2 years	Full-day	\$21.80	\$22.40	\$22.80	\$23.20	\$23.60	\$24.00	\$24.60	\$25.00	\$25.60	\$26.00	\$26.60	\$27.40
			Part-day	\$19.80	\$20.20	\$20.60	\$21.00	\$21.40	\$21.80	\$22.20	\$22.80	\$23.20	\$23.80	\$24.40	\$25.00
		3 years	Full-day	\$21.80	\$22.20	\$22.80	\$23.20	\$23.60	\$24.00	\$24.60	\$25.00	\$25.40	\$26.00	\$26.60	\$27.40
			Part-day	\$18.60	\$19.20	\$19.60	\$20.00	\$20.40	\$20.80	\$21.20	\$21.60	\$22.00	\$22.60	\$23.20	\$23.80
	Preschool	4 years	Full-day	\$21.40	\$22.00	\$22.40	\$22.80	\$23.20	\$23.60	\$24.20	\$24.60	\$25.00	\$25.60	\$26.20	\$27.00
			Part-day	\$17.00	\$17.40	\$17.80	\$18.20	\$18.60	\$19.00	\$19.40	\$19.80	\$20.20	\$20.80	\$21.40	\$22.00
		5 years	Full-day	\$20.00	\$20.40	\$20.80	\$21.20	\$21.60	\$22.00	\$22.40	\$23.00	\$23.40	\$24.00	\$24.60	\$25.20
			Part-day	\$18.00	\$18.40	\$18.80	\$19.20	\$19.60	\$20.00	\$20.40	\$20.80	\$21.20	\$21.80	\$22.40	\$23.00
	School age	6-13 years	Full-day	\$19.60	\$20.00	\$20.40	\$20.80	\$21.20	\$21.60	\$22.20	\$22.60	\$23.00	\$23.60	\$24.20	\$24.80
			Part-day	\$16.80	\$17.20	\$17.60	\$18.00	\$18.40	\$18.80	\$19.20	\$19.60	\$20.00	\$20.40	\$21.00	\$21.60


LWDA 14 Capital Area

			30th percentile	35th percentile	40th percentile	45th percentile	50th percentile	55th percentile	60th percentile	65th percentile	70th percentile	75th percentile	80th percentile	85th percentile	
Licensed Child Care Centers (rates from 262 out of 414 facilities in area)	Infant	0-11 months	Full-day	\$45.20	\$46.40	\$47.60	\$48.80	\$50.00	\$51.20	\$52.40	\$53.60	\$55.00	\$56.40	\$58.00	\$60.00
			Part-day	\$40.20	\$41.40	\$42.60	\$43.60	\$44.80	\$45.80	\$47.00	\$48.20	\$49.40	\$50.80	\$52.40	\$54.20
		12-17 months	Full-day	\$44.80	\$46.00	\$47.20	\$48.40	\$49.40	\$50.60	\$51.80	\$53.20	\$54.40	\$56.00	\$57.60	\$59.60
			Part-day	\$40.00	\$41.20	\$42.40	\$43.40	\$44.60	\$45.60	\$46.80	\$48.00	\$49.20	\$50.60	\$52.20	\$54.00
	Toddler	18-23 months	Full-day	\$43.20	\$44.40	\$45.60	\$46.80	\$47.80	\$49.00	\$50.20	\$51.40	\$52.80	\$54.20	\$55.80	\$57.80
			Part-day	\$38.60	\$39.80	\$40.80	\$41.80	\$43.00	\$44.00	\$45.20	\$46.40	\$47.60	\$49.00	\$50.60	\$52.40
	2 years	Full-day	\$42.40	\$43.60	\$44.80	\$46.00	\$47.00	\$48.20	\$49.40	\$50.60	\$52.00	\$53.40	\$55.00	\$57.00	
		Part-day	\$38.20	\$39.40	\$40.40	\$41.60	\$42.60	\$43.80	\$44.80	\$46.00	\$47.20	\$48.60	\$50.20	\$52.00	
	3 years	Full-day	\$41.20	\$42.40	\$43.60	\$44.60	\$45.80	\$47.00	\$48.00	\$49.20	\$50.60	\$52.00	\$53.60	\$55.40	
		Part-day	\$33.20	\$34.20	\$35.20	\$36.20	\$37.20	\$38.20	\$39.20	\$40.40	\$41.60	\$42.80	\$44.20	\$46.00	
	Preschool	4 years	Full-day	\$40.20	\$41.40	\$42.40	\$43.60	\$44.60	\$45.80	\$47.00	\$48.20	\$49.40	\$50.80	\$52.40	\$54.20
			Part-day	\$32.00	\$33.20	\$34.20	\$35.20	\$36.00	\$37.00	\$38.20	\$39.20	\$40.40	\$41.60	\$43.00	\$44.80
	5 years	Full-day	\$38.80	\$40.00	\$41.20	\$42.20	\$43.40	\$44.40	\$45.60	\$46.80	\$48.00	\$49.40	\$51.00	\$52.80	
		Part-day	\$30.60	\$31.60	\$32.60	\$33.60	\$34.40	\$35.40	\$36.40	\$37.60	\$38.60	\$39.80	\$41.40	\$43.00	
	School age	6-13 years	Full-day	\$38.40	\$39.40	\$40.60	\$41.60	\$42.80	\$43.80	\$45.00	\$46.00	\$47.40	\$48.60	\$50.20	\$52.00
			Part-day	\$29.80	\$30.80	\$31.80	\$32.80	\$33.60	\$34.60	\$35.60	\$36.60	\$37.80	\$39.00	\$40.40	\$42.00


LWDA 14 Capital Area

															
			30th percentile	35th percentile	40th percentile	45th percentile	50th percentile	55th percentile	60th percentile	65th percentile	70th percentile	75th percentile	80th percentile	85th percentile	
Registered Child Care Homes (rates from 23 out of 68 facilities in area)	Infant	0-11 months	Full-day	\$39.40	\$40.60	\$41.60	\$42.80	\$43.80	\$45.00	\$46.20	\$47.20	\$48.60	\$50.00	\$51.60	\$53.40
			Part-day	\$36.20	\$37.40	\$38.40	\$39.40	\$40.60	\$41.60	\$42.60	\$43.80	\$45.00	\$46.40	\$47.80	\$49.60
		12-17 months	Full-day	\$39.40	\$40.60	\$41.80	\$42.80	\$44.00	\$45.00	\$46.20	\$47.40	\$48.60	\$50.00	\$51.60	\$53.40
			Part-day	\$35.60	\$36.80	\$37.80	\$38.80	\$39.80	\$41.00	\$42.00	\$43.20	\$44.40	\$45.60	\$47.20	\$49.00
	Toddler	18-23 months	Full-day	\$39.20	\$40.40	\$41.40	\$42.60	\$43.60	\$44.60	\$45.80	\$47.00	\$48.20	\$49.60	\$51.20	\$53.00
			Part-day	\$35.00	\$36.00	\$37.00	\$38.20	\$39.20	\$40.20	\$41.20	\$42.40	\$43.60	\$45.00	\$46.40	\$48.20
	2 years	Full-day	\$37.20	\$38.40	\$39.40	\$40.40	\$41.60	\$42.60	\$43.60	\$44.80	\$46.00	\$47.40	\$49.00	\$50.80	
		Part-day	\$35.60	\$36.80	\$37.80	\$38.80	\$40.00	\$41.00	\$42.00	\$43.20	\$44.40	\$45.80	\$47.20	\$49.00	
	3 years	Full-day	\$37.60	\$38.80	\$40.00	\$41.00	\$42.00	\$43.20	\$44.20	\$45.40	\$46.60	\$48.00	\$49.60	\$51.40	
		Part-day	\$33.60	\$34.60	\$35.60	\$36.60	\$37.60	\$38.60	\$39.80	\$40.80	\$42.00	\$43.20	\$44.80	\$46.40	
	Preschool	4 years	Full-day	\$37.40	\$38.40	\$39.60	\$40.60	\$41.60	\$42.80	\$43.80	\$45.00	\$46.20	\$47.60	\$49.20	\$51.00
			Part-day	\$31.40	\$32.40	\$33.40	\$34.40	\$35.40	\$36.40	\$37.40	\$38.40	\$39.60	\$40.80	\$42.20	\$43.80
	5 years	Full-day	\$36.60	\$37.80	\$38.80	\$39.80	\$40.80	\$42.00	\$43.00	\$44.20	\$45.40	\$46.80	\$48.20	\$50.00	
		Part-day	\$30.60	\$31.60	\$32.60	\$33.40	\$34.40	\$35.40	\$36.40	\$37.40	\$38.60	\$39.80	\$41.20	\$43.00	
	School age	6-13 years	Full-day	\$35.40	\$36.60	\$37.60	\$38.60	\$39.60	\$40.80	\$41.80	\$43.00	\$44.20	\$45.40	\$47.00	\$48.80
			Part-day	\$29.80	\$30.80	\$31.80	\$32.80	\$33.80	\$34.80	\$35.80	\$36.80	\$38.00	\$39.20	\$40.60	\$42.20


LWDA 14 Capital Area

															
			30th percentile	35th percentile	40th percentile	45th percentile	50th percentile	55th percentile	60th percentile	65th percentile	70th percentile	75th percentile	80th percentile	85th percentile	
Licensed Child Care Homes (rates from 23 out of 55 facilities in area)	Infant	0-11 months	Full-day	\$39.00	\$40.20	\$41.20	\$42.40	\$43.40	\$44.60	\$45.80	\$46.80	\$48.20	\$49.60	\$51.00	\$53.00
			Part-day	\$34.40	\$35.40	\$36.40	\$37.40	\$38.40	\$39.40	\$40.60	\$41.60	\$42.80	\$44.20	\$45.60	\$47.40
		12-17 months	Full-day	\$36.80	\$38.00	\$39.00	\$40.00	\$41.20	\$42.20	\$43.40	\$44.40	\$45.60	\$47.00	\$48.60	\$50.40
			Part-day	\$32.60	\$33.60	\$34.60	\$35.60	\$36.60	\$37.60	\$38.80	\$39.80	\$41.00	\$42.20	\$43.60	\$45.40
	Toddler	18-23 months	Full-day	\$37.40	\$38.40	\$39.60	\$40.60	\$41.60	\$42.80	\$43.80	\$45.00	\$46.20	\$47.60	\$49.20	\$51.00
			Part-day	\$31.80	\$32.80	\$33.80	\$34.80	\$35.80	\$36.80	\$37.80	\$38.80	\$40.00	\$41.20	\$42.60	\$44.40
	Preschool	2 years	Full-day	\$36.80	\$37.80	\$39.00	\$40.00	\$41.00	\$42.00	\$43.20	\$44.40	\$45.60	\$47.00	\$48.40	\$50.20
			Part-day	\$31.80	\$32.80	\$33.80	\$34.80	\$35.80	\$36.80	\$37.80	\$38.80	\$40.00	\$41.20	\$42.60	\$44.40
		3 years	Full-day	\$36.60	\$37.80	\$38.80	\$40.00	\$41.00	\$42.00	\$43.20	\$44.20	\$45.60	\$46.80	\$48.40	\$50.20
			Part-day	\$29.40	\$30.40	\$31.20	\$32.20	\$33.20	\$34.20	\$35.20	\$36.20	\$37.20	\$38.40	\$39.80	\$41.40
	School age	4 years	Full-day	\$35.80	\$37.00	\$38.00	\$39.00	\$40.00	\$41.00	\$42.20	\$43.40	\$44.60	\$45.80	\$47.40	\$49.20
			Part-day	\$25.60	\$26.60	\$27.40	\$28.40	\$29.20	\$30.20	\$31.00	\$32.00	\$33.00	\$34.20	\$35.60	\$37.00
		5 years	Full-day	\$32.20	\$33.20	\$34.20	\$35.20	\$36.20	\$37.20	\$38.20	\$39.20	\$40.40	\$41.80	\$43.20	\$44.80
			Part-day	\$27.60	\$28.60	\$29.60	\$30.40	\$31.40	\$32.40	\$33.40	\$34.40	\$35.40	\$36.60	\$38.00	\$39.60
	6-13 years	Full-day	\$31.40	\$32.40	\$33.40	\$34.40	\$35.40	\$36.40	\$37.40	\$38.40	\$39.60	\$40.80	\$42.20	\$44.00	
		Part-day	\$25.00	\$26.00	\$26.80	\$27.80	\$28.60	\$29.40	\$30.40	\$31.40	\$32.40	\$33.60	\$34.80	\$36.40	

LWDA 15 Rural Capital Area

															
			30th percentile	35th percentile	40th percentile	45th percentile	50th percentile	55th percentile	60th percentile	65th percentile	70th percentile	75th percentile	80th percentile	85th percentile	
Licensed Child Care Centers (rates from 260 out of 381 facilities in area)	Infant	0-11 months	Full-day	\$39.20	\$40.20	\$41.20	\$42.20	\$43.20	\$44.00	\$45.00	\$46.00	\$47.20	\$48.40	\$49.60	\$51.20
			Part-day	\$35.20	\$36.20	\$37.00	\$38.00	\$38.80	\$39.80	\$40.80	\$41.60	\$42.80	\$43.80	\$45.20	\$46.60
		12-17 months	Full-day	\$38.80	\$39.80	\$40.80	\$41.80	\$42.80	\$43.60	\$44.60	\$45.60	\$46.80	\$48.00	\$49.20	\$50.80
			Part-day	\$35.00	\$36.00	\$37.00	\$37.80	\$38.80	\$39.60	\$40.60	\$41.60	\$42.60	\$43.60	\$45.00	\$46.40
	Toddler	18-23 months	Full-day	\$37.60	\$38.60	\$39.60	\$40.60	\$41.40	\$42.40	\$43.40	\$44.40	\$45.40	\$46.60	\$47.80	\$49.40
			Part-day	\$33.80	\$34.80	\$35.60	\$36.60	\$37.40	\$38.40	\$39.20	\$40.20	\$41.20	\$42.40	\$43.60	\$45.00
	2 years	Full-day	\$37.00	\$38.00	\$39.00	\$39.80	\$40.80	\$41.80	\$42.60	\$43.60	\$44.80	\$45.80	\$47.20	\$48.80	
		Part-day	\$33.60	\$34.60	\$35.40	\$36.40	\$37.20	\$38.00	\$39.00	\$40.00	\$41.00	\$42.00	\$43.20	\$44.80	
	3 years	Full-day	\$36.00	\$37.00	\$38.00	\$38.80	\$39.80	\$40.60	\$41.60	\$42.60	\$43.60	\$44.80	\$46.00	\$47.60	
		Part-day	\$29.40	\$30.20	\$31.20	\$32.00	\$32.80	\$33.60	\$34.40	\$35.40	\$36.20	\$37.40	\$38.60	\$39.80	
	Preschool	4 years	Full-day	\$35.20	\$36.20	\$37.00	\$38.00	\$38.80	\$39.80	\$40.60	\$41.60	\$42.60	\$43.80	\$45.00	\$46.60
			Part-day	\$28.60	\$29.40	\$30.20	\$31.00	\$31.80	\$32.60	\$33.60	\$34.40	\$35.40	\$36.40	\$37.60	\$38.80
	5 years	Full-day	\$34.20	\$35.00	\$36.00	\$36.80	\$37.80	\$38.60	\$39.60	\$40.40	\$41.60	\$42.60	\$43.80	\$45.40	
		Part-day	\$27.40	\$28.20	\$29.00	\$29.80	\$30.60	\$31.40	\$32.20	\$33.00	\$34.00	\$35.00	\$36.00	\$37.40	
	School age	6-13 years	Full-day	\$33.60	\$34.60	\$35.40	\$36.40	\$37.20	\$38.20	\$39.00	\$40.00	\$41.00	\$42.20	\$43.40	\$44.80
			Part-day	\$26.60	\$27.60	\$28.20	\$29.00	\$29.80	\$30.60	\$31.40	\$32.40	\$33.20	\$34.20	\$35.40	\$36.80

LWDA 15 Rural Capital Area

															
			30th percentile	35th percentile	40th percentile	45th percentile	50th percentile	55th percentile	60th percentile	65th percentile	70th percentile	75th percentile	80th percentile	85th percentile	
Registered Child Care Homes (rates from 25 out of 68 facilities in area)	Infant	0-11 months	Full-day	\$34.60	\$35.60	\$36.40	\$37.20	\$38.20	\$39.00	\$40.00	\$41.00	\$42.00	\$43.00	\$44.40	\$45.80
			Part-day	\$32.00	\$32.80	\$33.80	\$34.60	\$35.40	\$36.40	\$37.20	\$38.20	\$39.20	\$40.20	\$41.40	\$42.80
		12-17 months	Full-day	\$34.60	\$35.60	\$36.40	\$37.40	\$38.20	\$39.20	\$40.00	\$41.00	\$42.00	\$43.20	\$44.40	\$46.00
			Part-day	\$31.40	\$32.40	\$33.20	\$34.00	\$35.00	\$35.80	\$36.60	\$37.60	\$38.60	\$39.60	\$40.80	\$42.20
	Toddler	18-23 months	Full-day	\$34.40	\$35.20	\$36.20	\$37.00	\$38.00	\$38.80	\$39.80	\$40.80	\$41.80	\$42.80	\$44.20	\$45.60
			Part-day	\$31.00	\$31.80	\$32.60	\$33.60	\$34.40	\$35.20	\$36.00	\$37.00	\$38.00	\$39.00	\$40.20	\$41.60
	2 years	Full-day	\$32.80	\$33.60	\$34.60	\$35.40	\$36.20	\$37.20	\$38.00	\$39.00	\$40.00	\$41.00	\$42.40	\$43.80	
		Part-day	\$31.60	\$32.40	\$33.20	\$34.20	\$35.00	\$35.80	\$36.80	\$37.60	\$38.60	\$39.60	\$41.00	\$42.40	
	3 years	Full-day	\$33.20	\$34.00	\$35.00	\$35.80	\$36.80	\$37.60	\$38.40	\$39.40	\$40.40	\$41.60	\$42.80	\$44.20	
		Part-day	\$29.80	\$30.60	\$31.40	\$32.20	\$33.20	\$34.00	\$34.80	\$35.80	\$36.60	\$37.80	\$39.00	\$40.20	
	Preschool	4 years	Full-day	\$32.80	\$33.80	\$34.60	\$35.60	\$36.40	\$37.20	\$38.20	\$39.20	\$40.20	\$41.20	\$42.40	\$44.00
			Part-day	\$28.00	\$28.80	\$29.60	\$30.40	\$31.20	\$32.00	\$32.80	\$33.80	\$34.60	\$35.60	\$36.80	\$38.20
	5 years	Full-day	\$32.20	\$33.20	\$34.00	\$35.00	\$35.80	\$36.60	\$37.60	\$38.40	\$39.40	\$40.60	\$41.80	\$43.20	
		Part-day	\$27.20	\$28.20	\$29.00	\$29.80	\$30.60	\$31.40	\$32.20	\$33.00	\$34.00	\$35.00	\$36.00	\$37.40	
	School age	6-13 years	Full-day	\$31.40	\$32.20	\$33.00	\$34.00	\$34.80	\$35.60	\$36.60	\$37.40	\$38.40	\$39.40	\$40.80	\$42.20
			Part-day	\$26.80	\$27.60	\$28.40	\$29.20	\$30.00	\$30.80	\$31.60	\$32.40	\$33.40	\$34.40	\$35.40	\$36.80

LWDA 15 Rural Capital Area

			30th percentile	35th percentile	40th percentile	45th percentile	50th percentile	55th percentile	60th percentile	65th percentile	70th percentile	75th percentile	80th percentile	85th percentile	
Licensed Child Care Homes (rates from 7 out of 66 facilities in area)	Infant	0-11 months	Full-day	\$34.20	\$35.20	\$36.00	\$37.00	\$37.80	\$38.80	\$39.60	\$40.60	\$41.60	\$42.80	\$44.00	\$45.60
			Part-day	\$30.40	\$31.20	\$32.20	\$33.00	\$33.80	\$34.60	\$35.40	\$36.40	\$37.40	\$38.40	\$39.60	\$41.00
		12-17 months	Full-day	\$32.40	\$33.40	\$34.20	\$35.00	\$36.00	\$36.80	\$37.80	\$38.60	\$39.60	\$40.80	\$42.00	\$43.40
			Part-day	\$29.00	\$29.80	\$30.60	\$31.40	\$32.20	\$33.20	\$34.00	\$34.80	\$35.80	\$36.80	\$38.00	\$39.40
	Toddler	18-23 months	Full-day	\$32.80	\$33.80	\$34.60	\$35.60	\$36.40	\$37.20	\$38.20	\$39.00	\$40.00	\$41.20	\$42.40	\$43.80
			Part-day	\$28.20	\$29.20	\$30.00	\$30.80	\$31.60	\$32.40	\$33.20	\$34.00	\$35.00	\$36.00	\$37.20	\$38.60
	Preschool	2 years	Full-day	\$32.40	\$33.20	\$34.20	\$35.00	\$35.80	\$36.80	\$37.60	\$38.60	\$39.60	\$40.60	\$41.80	\$43.40
			Part-day	\$28.20	\$29.20	\$30.00	\$30.80	\$31.60	\$32.40	\$33.20	\$34.00	\$35.00	\$36.00	\$37.20	\$38.60
		3 years	Full-day	\$32.40	\$33.20	\$34.00	\$35.00	\$35.80	\$36.60	\$37.60	\$38.60	\$39.60	\$40.60	\$41.80	\$43.20
			Part-day	\$26.20	\$27.20	\$27.80	\$28.60	\$29.40	\$30.20	\$31.00	\$32.00	\$32.80	\$33.80	\$35.00	\$36.20
	School age	4 years	Full-day	\$31.60	\$32.60	\$33.40	\$34.20	\$35.00	\$36.00	\$36.80	\$37.80	\$38.80	\$39.80	\$41.00	\$42.40
			Part-day	\$23.20	\$24.00	\$24.80	\$25.40	\$26.20	\$27.00	\$27.80	\$28.40	\$29.40	\$30.20	\$31.40	\$32.60
		5 years	Full-day	\$28.60	\$29.40	\$30.20	\$31.20	\$32.00	\$32.80	\$33.60	\$34.40	\$35.40	\$36.40	\$37.60	\$39.00
			Part-day	\$25.00	\$25.80	\$26.40	\$27.20	\$28.00	\$28.80	\$29.60	\$30.40	\$31.20	\$32.20	\$33.40	\$34.60
	6-13 years	Full-day	\$28.00	\$28.80	\$29.60	\$30.40	\$31.20	\$32.00	\$32.80	\$33.80	\$34.60	\$35.60	\$36.80	\$38.20	
		Part-day	\$22.80	\$23.40	\$24.20	\$25.00	\$25.60	\$26.40	\$27.20	\$28.00	\$28.80	\$29.80	\$30.80	\$32.00	

LWDA 16 Brazos Valley

			30th percentile	35th percentile	40th percentile	45th percentile	50th percentile	55th percentile	60th percentile	65th percentile	70th percentile	75th percentile	80th percentile	85th percentile	
Licensed Child Care Centers (rates from 79 out of 91 facilities in area)	Infant	0-11 months	Full-day	\$31.20	\$31.80	\$32.60	\$33.20	\$33.80	\$34.60	\$35.20	\$35.80	\$36.60	\$37.40	\$38.40	\$39.40
		Part-day	\$28.40	\$29.00	\$29.60	\$30.40	\$31.00	\$31.60	\$32.20	\$32.80	\$33.60	\$34.40	\$35.20	\$36.20	
		12-17 months	Full-day	\$31.00	\$31.60	\$32.20	\$33.00	\$33.60	\$34.20	\$35.00	\$35.60	\$36.40	\$37.20	\$38.00	\$39.20
			Part-day	\$28.20	\$29.00	\$29.60	\$30.20	\$30.80	\$31.40	\$32.00	\$32.80	\$33.40	\$34.20	\$35.20	\$36.20
	Toddler	18-23 months	Full-day	\$30.00	\$30.80	\$31.40	\$32.00	\$32.80	\$33.40	\$34.00	\$34.60	\$35.40	\$36.20	\$37.20	\$38.20
			Part-day	\$27.40	\$28.20	\$28.80	\$29.40	\$30.00	\$30.60	\$31.20	\$31.80	\$32.60	\$33.40	\$34.20	\$35.20
		2 years	Full-day	\$29.60	\$30.40	\$31.00	\$31.60	\$32.20	\$33.00	\$33.60	\$34.20	\$35.00	\$35.80	\$36.60	\$37.60
			Part-day	\$27.20	\$28.00	\$28.60	\$29.20	\$29.80	\$30.40	\$31.00	\$31.60	\$32.40	\$33.20	\$34.00	\$35.00
		3 years	Full-day	\$29.00	\$29.60	\$30.20	\$31.00	\$31.60	\$32.20	\$32.80	\$33.40	\$34.20	\$35.00	\$35.80	\$37.00
			Part-day	\$24.40	\$25.00	\$25.60	\$26.00	\$26.60	\$27.20	\$27.80	\$28.40	\$29.20	\$29.80	\$30.60	\$31.60
	Preschool	4 years	Full-day	\$28.40	\$29.00	\$29.60	\$30.20	\$30.80	\$31.60	\$32.20	\$32.80	\$33.60	\$34.40	\$35.20	\$36.20
			Part-day	\$23.80	\$24.40	\$24.80	\$25.40	\$26.00	\$26.60	\$27.20	\$27.80	\$28.40	\$29.20	\$30.00	\$31.00
		5 years	Full-day	\$27.60	\$28.20	\$29.00	\$29.60	\$30.20	\$30.80	\$31.40	\$32.00	\$32.80	\$33.60	\$34.40	\$35.40
			Part-day	\$22.80	\$23.40	\$24.00	\$24.60	\$25.20	\$25.60	\$26.20	\$26.80	\$27.60	\$28.20	\$29.00	\$30.00
	School age	6-13 years	Full-day	\$27.40	\$28.00	\$28.60	\$29.20	\$29.80	\$30.40	\$31.00	\$31.60	\$32.40	\$33.20	\$34.00	\$35.00
			Part-day	\$22.40	\$23.00	\$23.60	\$24.00	\$24.60	\$25.20	\$25.80	\$26.40	\$27.00	\$27.80	\$28.60	\$29.40

LWDA 16 Brazos Valley

			30th percentile	35th percentile	40th percentile	45th percentile	50th percentile	55th percentile	60th percentile	65th percentile	70th percentile	75th percentile	80th percentile	85th percentile	
Registered Child Care Homes (rates from 28 out of 34 facilities in area)	Infant	0-11 months	Full-day	\$28.00	\$28.60	\$29.20	\$29.80	\$30.40	\$31.00	\$31.80	\$32.40	\$33.00	\$33.80	\$34.80	\$35.80
			Part-day	\$26.20	\$26.80	\$27.40	\$28.00	\$28.60	\$29.20	\$29.80	\$30.40	\$31.20	\$31.80	\$32.80	\$33.60
		12-17 months	Full-day	\$28.00	\$28.60	\$29.20	\$29.80	\$30.60	\$31.20	\$31.80	\$32.40	\$33.20	\$33.80	\$34.80	\$35.80
			Part-day	\$25.80	\$26.40	\$27.00	\$27.60	\$28.20	\$28.80	\$29.40	\$30.00	\$30.80	\$31.40	\$32.40	\$33.20
	Toddler	18-23 months	Full-day	\$27.80	\$28.40	\$29.00	\$29.60	\$30.20	\$31.00	\$31.60	\$32.20	\$33.00	\$33.60	\$34.60	\$35.60
			Part-day	\$25.40	\$26.00	\$26.60	\$27.20	\$27.80	\$28.40	\$29.00	\$29.60	\$30.20	\$31.00	\$31.80	\$32.80
	Preschool	2 years	Full-day	\$26.60	\$27.40	\$28.00	\$28.60	\$29.20	\$29.80	\$30.40	\$31.00	\$31.60	\$32.40	\$33.40	\$34.20
			Part-day	\$25.80	\$26.40	\$27.00	\$27.60	\$28.20	\$28.80	\$29.40	\$30.00	\$30.80	\$31.40	\$32.40	\$33.40
		3 years	Full-day	\$27.00	\$27.60	\$28.20	\$28.80	\$29.40	\$30.00	\$30.60	\$31.40	\$32.00	\$32.80	\$33.60	\$34.60
			Part-day	\$24.60	\$25.20	\$25.80	\$26.40	\$27.00	\$27.60	\$28.20	\$28.80	\$29.40	\$30.20	\$31.00	\$32.00
	School age	4 years	Full-day	\$26.80	\$27.40	\$28.00	\$28.60	\$29.20	\$29.80	\$30.40	\$31.20	\$31.80	\$32.60	\$33.40	\$34.40
			Part-day	\$23.20	\$24.00	\$24.40	\$25.00	\$25.60	\$26.20	\$26.80	\$27.40	\$28.00	\$28.80	\$29.60	\$30.40
		5 years	Full-day	\$26.40	\$27.00	\$27.60	\$28.20	\$28.80	\$29.40	\$30.00	\$30.60	\$31.40	\$32.00	\$33.00	\$34.00
			Part-day	\$22.80	\$23.40	\$24.00	\$24.60	\$25.00	\$25.60	\$26.20	\$26.80	\$27.40	\$28.20	\$29.00	\$30.00
	6-13 years	Full-day	\$25.60	\$26.40	\$27.00	\$27.40	\$28.00	\$28.60	\$29.40	\$30.00	\$30.60	\$31.40	\$32.20	\$33.20	
		Part-day	\$22.40	\$23.00	\$23.60	\$24.20	\$24.80	\$25.20	\$25.80	\$26.40	\$27.00	\$27.80	\$28.60	\$29.40	

LWDA 16 Brazos Valley

			30th percentile	35th percentile	40th percentile	45th percentile	50th percentile	55th percentile	60th percentile	65th percentile	70th percentile	75th percentile	80th percentile	85th percentile	
Licensed Child Care Homes (rates from 13 out of 17 facilities in area)	Infant	0-11 months	Full-day	\$27.80	\$28.40	\$29.00	\$29.60	\$30.20	\$30.80	\$31.40	\$32.20	\$32.80	\$33.60	\$34.40	\$35.40
		Part-day	\$25.00	\$25.60	\$26.20	\$26.80	\$27.40	\$28.00	\$28.60	\$29.20	\$29.80	\$30.60	\$31.40	\$32.40	
		12-17 months	Full-day	\$26.40	\$27.00	\$27.60	\$28.40	\$29.00	\$29.60	\$30.20	\$30.80	\$31.40	\$32.20	\$33.00	\$34.00
			Part-day	\$24.00	\$24.60	\$25.20	\$25.80	\$26.40	\$27.00	\$27.60	\$28.20	\$28.80	\$29.60	\$30.40	\$31.20
	Toddler	18-23 months	Full-day	\$26.80	\$27.40	\$28.00	\$28.60	\$29.20	\$29.80	\$30.40	\$31.00	\$31.80	\$32.60	\$33.40	\$34.40
			Part-day	\$23.60	\$24.20	\$24.80	\$25.20	\$25.80	\$26.40	\$27.00	\$27.60	\$28.20	\$29.00	\$29.80	\$30.80
		2 years	Full-day	\$26.40	\$27.00	\$27.60	\$28.20	\$28.80	\$29.40	\$30.00	\$30.80	\$31.40	\$32.20	\$33.00	\$34.00
			Part-day	\$23.60	\$24.20	\$24.80	\$25.20	\$25.80	\$26.40	\$27.00	\$27.60	\$28.20	\$29.00	\$29.80	\$30.80
		3 years	Full-day	\$26.40	\$27.00	\$27.60	\$28.20	\$28.80	\$29.40	\$30.00	\$30.60	\$31.40	\$32.20	\$33.00	\$34.00
			Part-day	\$22.20	\$22.80	\$23.20	\$23.80	\$24.40	\$25.00	\$25.40	\$26.00	\$26.80	\$27.40	\$28.20	\$29.20
	Preschool	4 years	Full-day	\$25.80	\$26.60	\$27.00	\$27.60	\$28.20	\$28.80	\$29.60	\$30.20	\$30.80	\$31.60	\$32.40	\$33.40
			Part-day	\$20.00	\$20.40	\$21.00	\$21.60	\$22.00	\$22.60	\$23.20	\$23.60	\$24.20	\$25.00	\$25.60	\$26.60
		5 years	Full-day	\$23.80	\$24.40	\$25.00	\$25.60	\$26.00	\$26.60	\$27.20	\$27.80	\$28.60	\$29.20	\$30.00	\$31.00
			Part-day	\$21.20	\$21.80	\$22.20	\$22.80	\$23.40	\$23.80	\$24.40	\$25.00	\$25.60	\$26.40	\$27.00	\$28.00
	School age	6-13 years	Full-day	\$23.40	\$24.00	\$24.40	\$25.00	\$25.60	\$26.20	\$26.80	\$27.40	\$28.00	\$28.80	\$29.60	\$30.40
			Part-day	\$19.60	\$20.20	\$20.60	\$21.20	\$21.60	\$22.20	\$22.80	\$23.20	\$23.80	\$24.60	\$25.20	\$26.20

LWDA 17 Deep East Texas

			30th percentile	35th percentile	40th percentile	45th percentile	50th percentile	55th percentile	60th percentile	65th percentile	70th percentile	75th percentile	80th percentile	85th percentile	
Licensed Child Care Centers (rates from 66 out of 70 facilities in area)	Infant	0-11 months	Full-day	\$23.40	\$24.00	\$24.40	\$24.80	\$25.20	\$25.60	\$26.20	\$26.60	\$27.00	\$27.60	\$28.20	\$29.00
			Part-day	\$21.60	\$22.00	\$22.40	\$23.00	\$23.40	\$23.80	\$24.20	\$24.60	\$25.00	\$25.60	\$26.20	\$26.80
		12-17 months	Full-day	\$23.40	\$23.80	\$24.20	\$24.60	\$25.00	\$25.60	\$26.00	\$26.40	\$27.00	\$27.40	\$28.00	\$28.80
			Part-day	\$21.60	\$22.00	\$22.40	\$22.80	\$23.20	\$23.60	\$24.00	\$24.60	\$25.00	\$25.60	\$26.00	\$26.80
	Toddler	18-23 months	Full-day	\$22.80	\$23.20	\$23.60	\$24.00	\$24.40	\$25.00	\$25.40	\$25.80	\$26.20	\$26.80	\$27.40	\$28.20
			Part-day	\$21.00	\$21.40	\$21.80	\$22.20	\$22.60	\$23.00	\$23.40	\$24.00	\$24.40	\$24.80	\$25.40	\$26.20
	Preschool	2 years	Full-day	\$22.40	\$23.00	\$23.40	\$23.80	\$24.20	\$24.60	\$25.00	\$25.60	\$26.00	\$26.60	\$27.20	\$27.80
			Part-day	\$20.80	\$21.20	\$21.80	\$22.20	\$22.60	\$23.00	\$23.40	\$23.80	\$24.20	\$24.80	\$25.40	\$26.00
		3 years	Full-day	\$22.00	\$22.40	\$22.80	\$23.20	\$23.80	\$24.20	\$24.60	\$25.00	\$25.40	\$26.00	\$26.60	\$27.20
			Part-day	\$18.80	\$19.20	\$19.60	\$20.00	\$20.40	\$20.80	\$21.20	\$21.60	\$22.20	\$22.60	\$23.20	\$23.80
	School age	4 years	Full-day	\$21.60	\$22.00	\$22.40	\$22.80	\$23.20	\$23.80	\$24.20	\$24.60	\$25.00	\$25.60	\$26.20	\$26.80
			Part-day	\$18.40	\$18.80	\$19.20	\$19.60	\$20.00	\$20.40	\$20.80	\$21.20	\$21.60	\$22.20	\$22.60	\$23.40
		5 years	Full-day	\$21.20	\$21.60	\$22.00	\$22.40	\$22.80	\$23.20	\$23.60	\$24.00	\$24.60	\$25.00	\$25.60	\$26.20
			Part-day	\$17.80	\$18.20	\$18.60	\$19.00	\$19.40	\$19.80	\$20.20	\$20.60	\$21.00	\$21.40	\$22.00	\$22.60
	6-13 years	Full-day	\$20.80	\$21.40	\$21.80	\$22.20	\$22.60	\$23.00	\$23.40	\$23.80	\$24.20	\$24.80	\$25.40	\$26.00	
		Part-day	\$17.60	\$18.00	\$18.40	\$18.80	\$19.00	\$19.40	\$19.80	\$20.20	\$20.60	\$21.20	\$21.60	\$22.40	

LWDA 17 Deep East Texas

			30th percentile	35th percentile	40th percentile	45th percentile	50th percentile	55th percentile	60th percentile	65th percentile	70th percentile	75th percentile	80th percentile	85th percentile	
Registered Child Care Homes (rates from 6 out of 8 facilities in area)	Infant	0-11 months	Full-day	\$21.40	\$21.80	\$22.20	\$22.60	\$23.00	\$23.40	\$23.80	\$24.20	\$24.80	\$25.20	\$25.80	\$26.40
			Part-day	\$20.00	\$20.60	\$21.00	\$21.40	\$21.80	\$22.20	\$22.60	\$23.00	\$23.40	\$24.00	\$24.40	\$25.20
		12-17 months	Full-day	\$21.40	\$21.80	\$22.20	\$22.60	\$23.00	\$23.40	\$23.80	\$24.20	\$24.80	\$25.20	\$25.80	\$26.60
			Part-day	\$19.80	\$20.20	\$20.60	\$21.00	\$21.40	\$21.80	\$22.20	\$22.80	\$23.20	\$23.60	\$24.20	\$24.80
	Toddler	18-23 months	Full-day	\$21.20	\$21.60	\$22.00	\$22.40	\$22.80	\$23.20	\$23.80	\$24.20	\$24.60	\$25.20	\$25.80	\$26.40
			Part-day	\$19.60	\$20.00	\$20.40	\$20.80	\$21.20	\$21.60	\$22.00	\$22.40	\$22.80	\$23.40	\$24.00	\$24.60
	Preschool	2 years	Full-day	\$20.40	\$20.80	\$21.20	\$21.80	\$22.20	\$22.60	\$23.00	\$23.40	\$23.80	\$24.40	\$24.80	\$25.60
			Part-day	\$19.80	\$20.40	\$20.80	\$21.20	\$21.60	\$22.00	\$22.40	\$22.80	\$23.20	\$23.60	\$24.20	\$25.00
		3 years	Full-day	\$20.60	\$21.00	\$21.40	\$22.00	\$22.40	\$22.80	\$23.20	\$23.60	\$24.00	\$24.60	\$25.20	\$25.80
			Part-day	\$19.00	\$19.40	\$19.80	\$20.20	\$20.60	\$21.00	\$21.40	\$21.80	\$22.20	\$22.80	\$23.40	\$24.00
	4 years	Full-day	\$20.60	\$21.00	\$21.40	\$21.80	\$22.20	\$22.60	\$23.00	\$23.40	\$23.80	\$24.40	\$25.00	\$25.60	
		Part-day	\$18.20	\$18.60	\$19.00	\$19.40	\$19.80	\$20.20	\$20.60	\$21.00	\$21.40	\$21.80	\$22.40	\$23.00	
	5 years	Full-day	\$20.20	\$20.60	\$21.00	\$21.40	\$21.80	\$22.20	\$22.60	\$23.20	\$23.60	\$24.00	\$24.60	\$25.20	
		Part-day	\$17.80	\$18.20	\$18.60	\$19.00	\$19.40	\$19.80	\$20.20	\$20.60	\$21.00	\$21.40	\$22.00	\$22.60	
	School age	6-13 years	Full-day	\$19.80	\$20.20	\$20.60	\$21.00	\$21.40	\$21.80	\$22.20	\$22.60	\$23.00	\$23.60	\$24.20	\$24.80
			Part-day	\$17.60	\$18.00	\$18.40	\$18.80	\$19.20	\$19.60	\$19.80	\$20.20	\$20.80	\$21.20	\$21.80	\$22.40


LWDA 17 Deep East Texas

			30th percentile	35th percentile	40th percentile	45th percentile	50th percentile	55th percentile	60th percentile	65th percentile	70th percentile	75th percentile	80th percentile	85th percentile	
Licensed Child Care Homes (rates from 2 out of 5 facilities in area)	Infant	0-11 months	Full-day	\$21.20	\$21.60	\$22.00	\$22.40	\$22.80	\$23.20	\$23.60	\$24.20	\$24.60	\$25.00	\$25.60	\$26.40
		Part-day	\$19.40	\$19.80	\$20.20	\$20.60	\$21.00	\$21.40	\$21.80	\$22.20	\$22.60	\$23.20	\$23.60	\$24.20	
		12-17 months	Full-day	\$20.40	\$20.80	\$21.20	\$21.60	\$22.00	\$22.40	\$22.80	\$23.20	\$23.60	\$24.20	\$24.80	\$25.40
			Part-day	\$18.60	\$19.00	\$19.40	\$19.80	\$20.20	\$20.60	\$21.00	\$21.40	\$21.80	\$22.40	\$23.00	\$23.60
	Toddler	18-23 months	Full-day	\$20.60	\$21.00	\$21.40	\$21.80	\$22.20	\$22.60	\$23.00	\$23.40	\$23.80	\$24.40	\$25.00	\$25.60
			Part-day	\$18.40	\$18.80	\$19.20	\$19.60	\$20.00	\$20.20	\$20.60	\$21.00	\$21.60	\$22.00	\$22.60	\$23.20
		2 years	Full-day	\$20.20	\$20.80	\$21.20	\$21.60	\$22.00	\$22.40	\$22.80	\$23.20	\$23.60	\$24.20	\$24.60	\$25.40
			Part-day	\$18.40	\$18.80	\$19.20	\$19.60	\$20.00	\$20.20	\$20.60	\$21.00	\$21.60	\$22.00	\$22.60	\$23.20
		3 years	Full-day	\$20.20	\$20.60	\$21.00	\$21.40	\$21.80	\$22.40	\$22.80	\$23.20	\$23.60	\$24.20	\$24.60	\$25.40
			Part-day	\$17.40	\$17.80	\$18.20	\$18.60	\$19.00	\$19.20	\$19.60	\$20.00	\$20.40	\$21.00	\$21.40	\$22.00
	Preschool	4 years	Full-day	\$20.00	\$20.40	\$20.80	\$21.20	\$21.60	\$22.00	\$22.40	\$22.80	\$23.20	\$23.80	\$24.20	\$25.00
			Part-day	\$15.80	\$16.20	\$16.60	\$17.00	\$17.40	\$17.60	\$18.00	\$18.40	\$18.80	\$19.20	\$19.80	\$20.40
		5 years	Full-day	\$18.40	\$19.00	\$19.20	\$19.60	\$20.00	\$20.40	\$20.80	\$21.20	\$21.80	\$22.20	\$22.80	\$23.40
			Part-day	\$16.80	\$17.20	\$17.40	\$17.80	\$18.20	\$18.60	\$19.00	\$19.40	\$19.80	\$20.20	\$20.80	\$21.40
	School age	6-13 years	Full-day	\$18.20	\$18.60	\$19.00	\$19.40	\$19.80	\$20.20	\$20.60	\$21.00	\$21.40	\$21.80	\$22.40	\$23.00
			Part-day	\$15.60	\$16.00	\$16.40	\$16.80	\$17.00	\$17.40	\$17.80	\$18.20	\$18.60	\$19.00	\$19.60	\$20.20

LWDA 18 Southeast Texas

			30th percentile	35th percentile	40th percentile	45th percentile	50th percentile	55th percentile	60th percentile	65th percentile	70th percentile	75th percentile	80th percentile	85th percentile	
Licensed Child Care Centers (rates from 83 out of 92 facilities in area)	Infant	0-11 months	Full-day	\$25.00	\$25.60	\$26.00	\$26.40	\$26.80	\$27.40	\$27.80	\$28.20	\$28.80	\$29.40	\$30.00	\$30.80
			Part-day	\$23.00	\$23.60	\$24.00	\$24.40	\$24.80	\$25.20	\$25.80	\$26.20	\$26.60	\$27.20	\$27.80	\$28.60
		12-17 months	Full-day	\$24.80	\$25.40	\$25.80	\$26.20	\$26.60	\$27.20	\$27.60	\$28.00	\$28.60	\$29.20	\$29.80	\$30.60
			Part-day	\$23.00	\$23.40	\$23.80	\$24.40	\$24.80	\$25.20	\$25.60	\$26.20	\$26.60	\$27.20	\$27.80	\$28.40
	Toddler	18-23 months	Full-day	\$24.20	\$24.80	\$25.20	\$25.60	\$26.00	\$26.60	\$27.00	\$27.40	\$28.00	\$28.60	\$29.20	\$29.80
			Part-day	\$22.40	\$22.80	\$23.20	\$23.80	\$24.20	\$24.60	\$25.00	\$25.40	\$26.00	\$26.40	\$27.00	\$27.80
	Preschool	2 years	Full-day	\$24.00	\$24.40	\$24.80	\$25.40	\$25.80	\$26.20	\$26.60	\$27.20	\$27.60	\$28.20	\$28.80	\$29.60
			Part-day	\$22.20	\$22.80	\$23.20	\$23.60	\$24.00	\$24.40	\$24.80	\$25.40	\$25.80	\$26.40	\$27.00	\$27.60
		3 years	Full-day	\$23.40	\$24.00	\$24.40	\$24.80	\$25.20	\$25.60	\$26.20	\$26.60	\$27.20	\$27.60	\$28.20	\$29.00
			Part-day	\$20.20	\$20.60	\$21.00	\$21.40	\$21.80	\$22.20	\$22.60	\$23.20	\$23.60	\$24.00	\$24.60	\$25.40
	School age	4 years	Full-day	\$23.00	\$23.40	\$24.00	\$24.40	\$24.80	\$25.20	\$25.60	\$26.20	\$26.60	\$27.20	\$27.80	\$28.60
			Part-day	\$19.80	\$20.20	\$20.60	\$21.00	\$21.40	\$21.80	\$22.20	\$22.60	\$23.20	\$23.60	\$24.20	\$24.80
		5 years	Full-day	\$22.60	\$23.00	\$23.40	\$23.80	\$24.20	\$24.80	\$25.20	\$25.60	\$26.20	\$26.60	\$27.20	\$28.00
			Part-day	\$19.20	\$19.60	\$20.00	\$20.40	\$20.80	\$21.20	\$21.60	\$22.00	\$22.40	\$23.00	\$23.40	\$24.20
	6-13 years	Full-day	\$22.20	\$22.80	\$23.20	\$23.60	\$24.00	\$24.40	\$25.00	\$25.40	\$25.80	\$26.40	\$27.00	\$27.60	
		Part-day	\$18.80	\$19.20	\$19.60	\$20.00	\$20.40	\$20.80	\$21.20	\$21.60	\$22.00	\$22.60	\$23.20	\$23.80	

LWDA 18 Southeast Texas

															
			30th percentile	35th percentile	40th percentile	45th percentile	50th percentile	55th percentile	60th percentile	65th percentile	70th percentile	75th percentile	80th percentile	85th percentile	
Registered Child Care Homes (rates from 10 out of 12 facilities in area)	Infant	0-11 months	Full-day	\$22.80	\$23.20	\$23.60	\$24.00	\$24.40	\$25.00	\$25.40	\$25.80	\$26.40	\$26.80	\$27.40	\$28.20
			Part-day	\$21.40	\$22.00	\$22.40	\$22.80	\$23.20	\$23.60	\$24.00	\$24.40	\$25.00	\$25.40	\$26.00	\$26.80
		12-17 months	Full-day	\$22.80	\$23.20	\$23.60	\$24.20	\$24.60	\$25.00	\$25.40	\$25.80	\$26.40	\$27.00	\$27.60	\$28.20
			Part-day	\$21.20	\$21.60	\$22.00	\$22.40	\$23.00	\$23.40	\$23.80	\$24.20	\$24.60	\$25.20	\$25.80	\$26.40
	Toddler	18-23 months	Full-day	\$22.60	\$23.00	\$23.60	\$24.00	\$24.40	\$24.80	\$25.20	\$25.80	\$26.20	\$26.80	\$27.40	\$28.00
			Part-day	\$21.00	\$21.40	\$21.80	\$22.20	\$22.60	\$23.00	\$23.40	\$24.00	\$24.40	\$25.00	\$25.40	\$26.20
	2 years	Full-day	\$21.80	\$22.20	\$22.80	\$23.20	\$23.60	\$24.00	\$24.40	\$24.80	\$25.40	\$25.80	\$26.40	\$27.20	
		Part-day	\$21.20	\$21.60	\$22.00	\$22.60	\$23.00	\$23.40	\$23.80	\$24.20	\$24.80	\$25.20	\$25.80	\$26.40	
	3 years	Full-day	\$22.00	\$22.40	\$23.00	\$23.40	\$23.80	\$24.20	\$24.60	\$25.00	\$25.60	\$26.20	\$26.80	\$27.40	
		Part-day	\$20.40	\$20.80	\$21.20	\$21.60	\$22.00	\$22.40	\$22.80	\$23.20	\$23.80	\$24.20	\$24.80	\$25.60	
	Preschool	4 years	Full-day	\$22.00	\$22.40	\$22.80	\$23.20	\$23.60	\$24.00	\$24.60	\$25.00	\$25.40	\$26.00	\$26.60	\$27.20
			Part-day	\$19.40	\$19.80	\$20.20	\$20.60	\$21.00	\$21.40	\$22.00	\$22.40	\$22.80	\$23.20	\$23.80	\$24.60
	5 years	Full-day	\$21.60	\$22.00	\$22.40	\$22.80	\$23.40	\$23.80	\$24.20	\$24.60	\$25.20	\$25.60	\$26.20	\$27.00	
		Part-day	\$19.20	\$19.60	\$20.00	\$20.40	\$20.80	\$21.20	\$21.60	\$22.00	\$22.40	\$23.00	\$23.40	\$24.20	
	School age	6-13 years	Full-day	\$21.20	\$21.60	\$22.00	\$22.40	\$22.80	\$23.20	\$23.60	\$24.20	\$24.60	\$25.20	\$25.80	\$26.40
			Part-day	\$18.80	\$19.20	\$19.60	\$20.00	\$20.40	\$20.80	\$21.20	\$21.60	\$22.20	\$22.60	\$23.20	\$23.80

LWDA 18 Southeast Texas

			30th percentile	35th percentile	40th percentile	45th percentile	50th percentile	55th percentile	60th percentile	65th percentile	70th percentile	75th percentile	80th percentile	85th percentile	
Licensed Child Care Homes (rates from 16 out of 19 facilities in area)	Infant	0-11 months	Full-day	\$22.60	\$23.00	\$23.40	\$24.00	\$24.40	\$24.80	\$25.20	\$25.60	\$26.20	\$26.60	\$27.40	\$28.00
			Part-day	\$20.60	\$21.20	\$21.60	\$22.00	\$22.40	\$22.80	\$23.20	\$23.60	\$24.20	\$24.60	\$25.20	\$25.80
		12-17 months	Full-day	\$21.60	\$22.20	\$22.60	\$23.00	\$23.40	\$23.80	\$24.20	\$24.80	\$25.20	\$25.80	\$26.40	\$27.00
			Part-day	\$20.00	\$20.40	\$20.80	\$21.20	\$21.60	\$22.00	\$22.40	\$22.80	\$23.40	\$23.80	\$24.40	\$25.00
	Toddler	18-23 months	Full-day	\$21.80	\$22.40	\$22.80	\$23.20	\$23.60	\$24.00	\$24.40	\$25.00	\$25.40	\$26.00	\$26.60	\$27.20
			Part-day	\$19.60	\$20.00	\$20.40	\$20.80	\$21.20	\$21.60	\$22.00	\$22.60	\$23.00	\$23.40	\$24.00	\$24.60
		2 years	Full-day	\$21.60	\$22.20	\$22.60	\$23.00	\$23.40	\$23.80	\$24.20	\$24.60	\$25.20	\$25.60	\$26.20	\$27.00
			Part-day	\$19.60	\$20.00	\$20.40	\$20.80	\$21.20	\$21.60	\$22.00	\$22.60	\$23.00	\$23.40	\$24.00	\$24.60
		3 years	Full-day	\$21.60	\$22.00	\$22.60	\$23.00	\$23.40	\$23.80	\$24.20	\$24.60	\$25.20	\$25.60	\$26.20	\$27.00
			Part-day	\$18.60	\$19.00	\$19.40	\$19.80	\$20.20	\$20.60	\$21.00	\$21.40	\$21.80	\$22.40	\$23.00	\$23.60
	Preschool	4 years	Full-day	\$21.20	\$21.80	\$22.20	\$22.60	\$23.00	\$23.40	\$23.80	\$24.20	\$24.80	\$25.20	\$25.80	\$26.60
			Part-day	\$17.00	\$17.40	\$17.80	\$18.20	\$18.60	\$19.00	\$19.40	\$19.80	\$20.20	\$20.60	\$21.20	\$21.80
		5 years	Full-day	\$19.80	\$20.20	\$20.60	\$21.00	\$21.40	\$21.80	\$22.20	\$22.60	\$23.20	\$23.60	\$24.20	\$24.80
			Part-day	\$18.00	\$18.40	\$18.80	\$19.00	\$19.40	\$19.80	\$20.20	\$20.60	\$21.20	\$21.60	\$22.20	\$22.80
	School age	6-13 years	Full-day	\$19.40	\$19.80	\$20.20	\$20.60	\$21.00	\$21.40	\$22.00	\$22.40	\$22.80	\$23.20	\$23.80	\$24.60
			Part-day	\$16.80	\$17.20	\$17.60	\$18.00	\$18.20	\$18.60	\$19.00	\$19.40	\$19.80	\$20.40	\$20.80	\$21.40

LWDA 19 Golden Crescent

			30th percentile	35th percentile	40th percentile	45th percentile	50th percentile	55th percentile	60th percentile	65th percentile	70th percentile	75th percentile	80th percentile	85th percentile	
Licensed Child Care Centers (rates from 55 out of 64 facilities in area)	Infant	0-11 months	Full-day	\$24.00	\$24.40	\$25.00	\$25.40	\$25.80	\$26.20	\$26.60	\$27.00	\$27.60	\$28.00	\$28.60	\$29.20
			Part-day	\$22.20	\$22.60	\$23.00	\$23.40	\$23.80	\$24.20	\$24.60	\$25.20	\$25.60	\$26.00	\$26.60	\$27.20
		12-17 months	Full-day	\$23.80	\$24.40	\$24.80	\$25.20	\$25.60	\$26.00	\$26.40	\$26.80	\$27.40	\$27.80	\$28.40	\$29.00
			Part-day	\$22.20	\$22.60	\$23.00	\$23.40	\$23.80	\$24.20	\$24.60	\$25.00	\$25.40	\$26.00	\$26.60	\$27.20
	Toddler	18-23 months	Full-day	\$23.40	\$23.80	\$24.20	\$24.60	\$25.00	\$25.40	\$25.80	\$26.20	\$26.80	\$27.20	\$27.80	\$28.40
			Part-day	\$21.60	\$22.00	\$22.40	\$22.80	\$23.20	\$23.60	\$24.00	\$24.40	\$25.00	\$25.40	\$26.00	\$26.60
	Preschool	2 years	Full-day	\$23.00	\$23.40	\$24.00	\$24.40	\$24.80	\$25.20	\$25.60	\$26.00	\$26.40	\$27.00	\$27.60	\$28.20
			Part-day	\$21.40	\$22.00	\$22.40	\$22.80	\$23.20	\$23.60	\$24.00	\$24.40	\$24.80	\$25.20	\$25.80	\$26.40
		3 years	Full-day	\$22.60	\$23.00	\$23.40	\$23.80	\$24.20	\$24.60	\$25.00	\$25.60	\$26.00	\$26.40	\$27.00	\$27.60
			Part-day	\$19.60	\$20.00	\$20.40	\$20.80	\$21.20	\$21.40	\$21.80	\$22.20	\$22.80	\$23.20	\$23.80	\$24.40
	School age	4 years	Full-day	\$22.20	\$22.60	\$23.00	\$23.40	\$23.80	\$24.20	\$24.60	\$25.00	\$25.60	\$26.00	\$26.60	\$27.20
			Part-day	\$19.20	\$19.60	\$20.00	\$20.40	\$20.60	\$21.00	\$21.40	\$21.80	\$22.20	\$22.80	\$23.20	\$23.80
		5 years	Full-day	\$21.80	\$22.20	\$22.60	\$23.00	\$23.40	\$23.80	\$24.20	\$24.60	\$25.00	\$25.60	\$26.00	\$26.80
			Part-day	\$18.60	\$19.00	\$19.40	\$19.80	\$20.00	\$20.40	\$20.80	\$21.20	\$21.60	\$22.20	\$22.60	\$23.20
	6-13 years	Full-day	\$21.60	\$22.00	\$22.40	\$22.80	\$23.20	\$23.60	\$24.00	\$24.40	\$24.80	\$25.20	\$25.80	\$26.40	
		Part-day	\$18.20	\$18.60	\$19.00	\$19.40	\$19.80	\$20.20	\$20.60	\$21.00	\$21.40	\$21.80	\$22.20	\$22.80	

LWDA 19 Golden Crescent

			30th percentile	35th percentile	40th percentile	45th percentile	50th percentile	55th percentile	60th percentile	65th percentile	70th percentile	75th percentile	80th percentile	85th percentile	
Registered Child Care Homes (rates from 14 out of 35 facilities in area)	Infant	0-11 months	Full-day	\$22.00	\$22.40	\$22.80	\$23.20	\$23.60	\$24.00	\$24.40	\$24.80	\$25.20	\$25.80	\$26.20	\$27.00
			Part-day	\$20.80	\$21.20	\$21.60	\$22.00	\$22.40	\$22.80	\$23.20	\$23.60	\$24.00	\$24.40	\$25.00	\$25.60
		12-17 months	Full-day	\$22.00	\$22.40	\$22.80	\$23.20	\$23.60	\$24.00	\$24.40	\$24.80	\$25.20	\$25.80	\$26.40	\$27.00
			Part-day	\$20.60	\$21.00	\$21.40	\$21.80	\$22.00	\$22.40	\$22.80	\$23.20	\$23.80	\$24.20	\$24.80	\$25.40
	Toddler	18-23 months	Full-day	\$21.80	\$22.20	\$22.60	\$23.00	\$23.40	\$23.80	\$24.20	\$24.60	\$25.20	\$25.60	\$26.20	\$26.80
			Part-day	\$20.20	\$20.60	\$21.00	\$21.40	\$21.80	\$22.20	\$22.60	\$23.00	\$23.40	\$24.00	\$24.40	\$25.00
	Preschool	2 years	Full-day	\$21.00	\$21.60	\$22.00	\$22.40	\$22.60	\$23.00	\$23.40	\$24.00	\$24.40	\$24.80	\$25.40	\$26.00
			Part-day	\$20.60	\$21.00	\$21.40	\$21.80	\$22.20	\$22.60	\$23.00	\$23.40	\$23.80	\$24.20	\$24.80	\$25.40
		3 years	Full-day	\$21.20	\$21.80	\$22.20	\$22.60	\$22.80	\$23.20	\$23.60	\$24.20	\$24.60	\$25.00	\$25.60	\$26.20
			Part-day	\$19.80	\$20.20	\$20.60	\$20.80	\$21.20	\$21.60	\$22.00	\$22.40	\$22.80	\$23.40	\$23.80	\$24.40
	School age	4 years	Full-day	\$21.20	\$21.60	\$22.00	\$22.40	\$22.80	\$23.20	\$23.60	\$24.00	\$24.40	\$25.00	\$25.40	\$26.00
			Part-day	\$18.80	\$19.20	\$19.60	\$20.00	\$20.40	\$20.80	\$21.20	\$21.60	\$22.00	\$22.40	\$23.00	\$23.60
		5 years	Full-day	\$20.80	\$21.20	\$21.60	\$22.00	\$22.40	\$22.80	\$23.20	\$23.60	\$24.20	\$24.60	\$25.20	\$25.80
			Part-day	\$18.60	\$19.00	\$19.40	\$19.80	\$20.00	\$20.40	\$20.80	\$21.20	\$21.60	\$22.00	\$22.60	\$23.20
	6-13 years	Full-day	\$20.40	\$20.80	\$21.20	\$21.60	\$22.00	\$22.40	\$22.80	\$23.20	\$23.60	\$24.20	\$24.60	\$25.40	
		Part-day	\$18.40	\$18.80	\$19.00	\$19.40	\$19.80	\$20.20	\$20.60	\$21.00	\$21.40	\$21.80	\$22.40	\$23.00	

LWDA 19 Golden Crescent

															
			30th percentile	35th percentile	40th percentile	45th percentile	50th percentile	55th percentile	60th percentile	65th percentile	70th percentile	75th percentile	80th percentile	85th percentile	
Licensed Child Care Homes (rates from 6 out of 13 facilities in area)	Infant	0-11 months	Full-day	\$21.80	\$22.20	\$22.60	\$23.00	\$23.40	\$23.80	\$24.20	\$24.60	\$25.00	\$25.60	\$26.20	\$26.80
			Part-day	\$20.00	\$20.40	\$20.80	\$21.20	\$21.60	\$22.00	\$22.40	\$22.80	\$23.20	\$23.60	\$24.20	\$24.80
		12-17 months	Full-day	\$21.00	\$21.40	\$21.80	\$22.20	\$22.60	\$23.00	\$23.40	\$23.80	\$24.20	\$24.60	\$25.20	\$25.80
			Part-day	\$19.40	\$19.80	\$20.20	\$20.60	\$20.80	\$21.20	\$21.60	\$22.00	\$22.40	\$23.00	\$23.40	\$24.00
	Toddler	18-23 months	Full-day	\$21.20	\$21.60	\$22.00	\$22.40	\$22.80	\$23.20	\$23.60	\$24.00	\$24.40	\$24.80	\$25.40	\$26.00
			Part-day	\$19.00	\$19.40	\$19.80	\$20.20	\$20.60	\$21.00	\$21.40	\$21.80	\$22.20	\$22.60	\$23.20	\$23.80
	2 years	Full-day	\$21.00	\$21.40	\$21.80	\$22.20	\$22.60	\$23.00	\$23.40	\$23.80	\$24.20	\$24.60	\$25.20	\$25.80	
		Part-day	\$19.00	\$19.40	\$19.80	\$20.20	\$20.60	\$21.00	\$21.40	\$21.80	\$22.20	\$22.60	\$23.20	\$23.80	
	3 years	Full-day	\$21.00	\$21.40	\$21.80	\$22.20	\$22.40	\$22.80	\$23.20	\$23.80	\$24.20	\$24.60	\$25.20	\$25.80	
		Part-day	\$18.20	\$18.40	\$18.80	\$19.20	\$19.60	\$20.00	\$20.40	\$20.80	\$21.20	\$21.60	\$22.00	\$22.60	
	Preschool	4 years	Full-day	\$20.60	\$21.00	\$21.40	\$21.80	\$22.20	\$22.60	\$23.00	\$23.40	\$23.80	\$24.20	\$24.80	\$25.40
			Part-day	\$16.60	\$17.00	\$17.40	\$17.80	\$18.00	\$18.40	\$18.80	\$19.20	\$19.60	\$20.00	\$20.40	\$21.00
	5 years	Full-day	\$19.20	\$19.60	\$20.00	\$20.40	\$20.80	\$21.20	\$21.40	\$21.80	\$22.40	\$22.80	\$23.20	\$24.00	
		Part-day	\$17.40	\$17.80	\$18.20	\$18.60	\$19.00	\$19.20	\$19.60	\$20.00	\$20.40	\$20.80	\$21.40	\$22.00	
	School age	6-13 years	Full-day	\$18.80	\$19.20	\$19.60	\$20.00	\$20.40	\$20.80	\$21.20	\$21.60	\$22.00	\$22.40	\$23.00	\$23.60
			Part-day	\$16.40	\$16.80	\$17.20	\$17.40	\$17.80	\$18.20	\$18.60	\$18.80	\$19.20	\$19.80	\$20.20	\$20.80

LWDA 20 Alamo

			30th percentile	35th percentile	40th percentile	45th percentile	50th percentile	55th percentile	60th percentile	65th percentile	70th percentile	75th percentile	80th percentile	85th percentile	
Licensed Child Care Centers (rates from 379 out of 530 facilities in area)	Infant	0-11 months	Full-day	\$34.60	\$35.40	\$36.20	\$36.80	\$37.60	\$38.40	\$39.20	\$40.00	\$40.80	\$41.80	\$42.80	\$44.00
			Part-day	\$31.40	\$32.20	\$32.80	\$33.60	\$34.20	\$35.00	\$35.80	\$36.40	\$37.40	\$38.20	\$39.20	\$40.40
		12-17 months	Full-day	\$34.20	\$35.00	\$35.80	\$36.60	\$37.40	\$38.00	\$38.80	\$39.60	\$40.60	\$41.40	\$42.40	\$43.80
			Part-day	\$31.20	\$32.00	\$32.80	\$33.40	\$34.20	\$34.80	\$35.60	\$36.40	\$37.20	\$38.00	\$39.00	\$40.20
	Toddler	18-23 months	Full-day	\$33.40	\$34.00	\$34.80	\$35.60	\$36.40	\$37.00	\$37.80	\$38.60	\$39.40	\$40.40	\$41.40	\$42.60
			Part-day	\$30.20	\$31.00	\$31.80	\$32.40	\$33.20	\$33.80	\$34.60	\$35.40	\$36.20	\$37.00	\$38.00	\$39.20
	Preschool	2 years	Full-day	\$32.80	\$33.60	\$34.40	\$35.00	\$35.80	\$36.60	\$37.20	\$38.00	\$39.00	\$39.80	\$40.80	\$42.00
			Part-day	\$30.00	\$30.80	\$31.60	\$32.20	\$33.00	\$33.60	\$34.40	\$35.20	\$36.00	\$36.80	\$37.80	\$39.00
		3 years	Full-day	\$32.00	\$32.80	\$33.60	\$34.20	\$35.00	\$35.60	\$36.40	\$37.20	\$38.00	\$39.00	\$40.00	\$41.20
			Part-day	\$26.60	\$27.40	\$28.00	\$28.80	\$29.40	\$30.00	\$30.80	\$31.40	\$32.20	\$33.00	\$34.00	\$35.00
	School age	4 years	Full-day	\$31.40	\$32.00	\$32.80	\$33.60	\$34.20	\$35.00	\$35.60	\$36.40	\$37.20	\$38.20	\$39.20	\$40.40
			Part-day	\$26.00	\$26.60	\$27.40	\$28.00	\$28.60	\$29.40	\$30.00	\$30.60	\$31.40	\$32.20	\$33.20	\$34.20
		5 years	Full-day	\$30.40	\$31.20	\$32.00	\$32.60	\$33.40	\$34.00	\$34.80	\$35.60	\$36.40	\$37.20	\$38.20	\$39.40
			Part-day	\$25.00	\$25.60	\$26.40	\$27.00	\$27.60	\$28.20	\$29.00	\$29.60	\$30.40	\$31.20	\$32.00	\$33.20
	6-13 years	Full-day	\$30.20	\$30.80	\$31.60	\$32.20	\$33.00	\$33.60	\$34.40	\$35.20	\$36.00	\$36.80	\$37.80	\$39.00	
		Part-day	\$24.40	\$25.20	\$25.80	\$26.40	\$27.00	\$27.80	\$28.40	\$29.00	\$29.80	\$30.60	\$31.40	\$32.60	


LWDA 20 Alamo

			30th percentile	35th percentile	40th percentile	45th percentile	50th percentile	55th percentile	60th percentile	65th percentile	70th percentile	75th percentile	80th percentile	85th percentile	
Registered Child Care Homes (rates from 35 out of 83 facilities in area)	Infant	0-11 months	Full-day	\$30.80	\$31.60	\$32.20	\$33.00	\$33.80	\$34.40	\$35.20	\$36.00	\$36.80	\$37.60	\$38.60	\$39.80
			Part-day	\$28.80	\$29.40	\$30.20	\$30.80	\$31.60	\$32.20	\$33.00	\$33.60	\$34.40	\$35.40	\$36.40	\$37.40
		12-17 months	Full-day	\$30.80	\$31.60	\$32.40	\$33.00	\$33.80	\$34.40	\$35.20	\$36.00	\$36.80	\$37.60	\$38.60	\$39.80
			Part-day	\$28.40	\$29.00	\$29.80	\$30.40	\$31.20	\$31.80	\$32.60	\$33.20	\$34.00	\$34.80	\$35.80	\$37.00
	Toddler	18-23 months	Full-day	\$30.60	\$31.40	\$32.20	\$32.80	\$33.60	\$34.20	\$35.00	\$35.80	\$36.60	\$37.40	\$38.40	\$39.60
			Part-day	\$28.00	\$28.60	\$29.40	\$30.00	\$30.60	\$31.40	\$32.00	\$32.80	\$33.60	\$34.40	\$35.40	\$36.40
	2 years	Full-day	\$29.40	\$30.20	\$30.80	\$31.60	\$32.20	\$32.80	\$33.60	\$34.40	\$35.20	\$36.00	\$37.00	\$38.20	
		Part-day	\$28.40	\$29.20	\$29.80	\$30.40	\$31.20	\$31.80	\$32.60	\$33.20	\$34.00	\$35.00	\$35.80	\$37.00	
	3 years	Full-day	\$29.80	\$30.40	\$31.20	\$31.80	\$32.60	\$33.20	\$34.00	\$34.80	\$35.60	\$36.40	\$37.40	\$38.60	
		Part-day	\$27.00	\$27.60	\$28.40	\$29.00	\$29.60	\$30.40	\$31.00	\$31.80	\$32.60	\$33.40	\$34.20	\$35.40	
	Preschool	4 years	Full-day	\$29.40	\$30.20	\$31.00	\$31.60	\$32.40	\$33.00	\$33.80	\$34.40	\$35.20	\$36.20	\$37.20	\$38.20
			Part-day	\$25.60	\$26.20	\$26.80	\$27.60	\$28.20	\$28.80	\$29.40	\$30.20	\$31.00	\$31.80	\$32.60	\$33.80
	5 years	Full-day	\$29.00	\$29.80	\$30.40	\$31.20	\$31.80	\$32.40	\$33.20	\$34.00	\$34.80	\$35.60	\$36.60	\$37.80	
		Part-day	\$25.00	\$25.60	\$26.20	\$27.00	\$27.60	\$28.20	\$28.80	\$29.60	\$30.40	\$31.20	\$32.00	\$33.20	
	School age	6-13 years	Full-day	\$28.20	\$29.00	\$29.60	\$30.40	\$31.00	\$31.60	\$32.40	\$33.20	\$34.00	\$34.80	\$35.80	\$36.80
			Part-day	\$24.60	\$25.20	\$25.80	\$26.40	\$27.20	\$27.80	\$28.40	\$29.20	\$29.80	\$30.60	\$31.60	\$32.60


LWDA 20 Alamo

			30th percentile	35th percentile	40th percentile	45th percentile	50th percentile	55th percentile	60th percentile	65th percentile	70th percentile	75th percentile	80th percentile	85th percentile	
Licensed Child Care Homes (rates from 67 out of 236 facilities in area)	Infant	0-11 months	Full-day	\$30.60	\$31.40	\$32.00	\$32.80	\$33.40	\$34.20	\$35.00	\$35.60	\$36.40	\$37.40	\$38.40	\$39.60
			Part-day	\$27.40	\$28.20	\$28.80	\$29.60	\$30.20	\$30.80	\$31.60	\$32.20	\$33.00	\$34.00	\$34.80	\$36.00
		12-17 months	Full-day	\$29.20	\$29.80	\$30.60	\$31.20	\$32.00	\$32.60	\$33.40	\$34.00	\$34.80	\$35.80	\$36.80	\$37.80
			Part-day	\$26.40	\$27.00	\$27.80	\$28.40	\$29.00	\$29.60	\$30.40	\$31.00	\$31.80	\$32.60	\$33.60	\$34.60
	Toddler	18-23 months	Full-day	\$29.40	\$30.20	\$31.00	\$31.60	\$32.20	\$33.00	\$33.80	\$34.40	\$35.20	\$36.20	\$37.00	\$38.20
			Part-day	\$25.80	\$26.40	\$27.20	\$27.80	\$28.40	\$29.00	\$29.80	\$30.40	\$31.20	\$32.00	\$33.00	\$34.00
	Preschool	2 years	Full-day	\$29.00	\$29.80	\$30.60	\$31.20	\$31.80	\$32.60	\$33.20	\$34.00	\$34.80	\$35.60	\$36.60	\$37.80
			Part-day	\$25.80	\$26.40	\$27.20	\$27.80	\$28.40	\$29.00	\$29.80	\$30.40	\$31.20	\$32.00	\$33.00	\$34.00
		3 years	Full-day	\$29.00	\$29.80	\$30.40	\$31.20	\$31.80	\$32.60	\$33.20	\$34.00	\$34.80	\$35.60	\$36.60	\$37.80
			Part-day	\$24.20	\$24.80	\$25.40	\$26.20	\$26.80	\$27.40	\$28.00	\$28.80	\$29.40	\$30.20	\$31.20	\$32.20
	School age	4 years	Full-day	\$28.40	\$29.20	\$29.80	\$30.60	\$31.20	\$32.00	\$32.60	\$33.40	\$34.20	\$35.00	\$36.00	\$37.20
			Part-day	\$21.60	\$22.20	\$22.80	\$23.40	\$24.00	\$24.60	\$25.40	\$26.00	\$26.60	\$27.40	\$28.20	\$29.20
		5 years	Full-day	\$26.00	\$26.80	\$27.40	\$28.00	\$28.80	\$29.40	\$30.00	\$30.80	\$31.60	\$32.40	\$33.20	\$34.40
			Part-day	\$23.00	\$23.80	\$24.40	\$25.00	\$25.60	\$26.20	\$26.80	\$27.40	\$28.20	\$29.00	\$29.80	\$30.80
	6-13 years	Full-day	\$25.60	\$26.20	\$26.80	\$27.60	\$28.20	\$28.80	\$29.40	\$30.20	\$31.00	\$31.80	\$32.60	\$33.80	
		Part-day	\$21.20	\$21.80	\$22.40	\$23.00	\$23.60	\$24.20	\$24.80	\$25.60	\$26.20	\$27.00	\$27.80	\$28.80	

LWDA 21 South Texas

															
			30th percentile	35th percentile	40th percentile	45th percentile	50th percentile	55th percentile	60th percentile	65th percentile	70th percentile	75th percentile	80th percentile	85th percentile	
Licensed Child Care Centers (rates from 89 out of 94 facilities in area)	Infant	0-11 months	Full-day	\$25.20	\$25.80	\$26.20	\$26.60	\$27.00	\$27.60	\$28.00	\$28.40	\$29.00	\$29.40	\$30.20	\$30.80
			Part-day	\$23.40	\$23.80	\$24.20	\$24.60	\$25.00	\$25.60	\$26.00	\$26.40	\$26.80	\$27.40	\$28.00	\$28.80
		12-17 months	Full-day	\$25.00	\$25.60	\$26.00	\$26.40	\$26.80	\$27.40	\$27.80	\$28.20	\$28.80	\$29.40	\$30.00	\$30.60
			Part-day	\$23.20	\$23.80	\$24.20	\$24.60	\$25.00	\$25.40	\$25.80	\$26.40	\$26.80	\$27.40	\$28.00	\$28.60
	Toddler	18-23 months	Full-day	\$24.60	\$25.00	\$25.40	\$25.80	\$26.20	\$26.80	\$27.20	\$27.60	\$28.20	\$28.60	\$29.20	\$30.00
			Part-day	\$22.60	\$23.20	\$23.60	\$24.00	\$24.40	\$24.80	\$25.20	\$25.80	\$26.20	\$26.80	\$27.20	\$28.00
	Preschool	2 years	Full-day	\$24.20	\$24.60	\$25.20	\$25.60	\$26.00	\$26.40	\$26.80	\$27.40	\$27.80	\$28.40	\$29.00	\$29.60
			Part-day	\$22.60	\$23.00	\$23.40	\$23.80	\$24.20	\$24.60	\$25.20	\$25.60	\$26.00	\$26.60	\$27.20	\$27.80
		3 years	Full-day	\$23.80	\$24.20	\$24.60	\$25.00	\$25.40	\$26.00	\$26.40	\$26.80	\$27.40	\$27.80	\$28.40	\$29.20
			Part-day	\$20.60	\$21.00	\$21.40	\$21.80	\$22.20	\$22.60	\$23.00	\$23.40	\$23.80	\$24.40	\$25.00	\$25.60
	School age	4 years	Full-day	\$23.40	\$23.80	\$24.20	\$24.60	\$25.00	\$25.40	\$26.00	\$26.40	\$26.80	\$27.40	\$28.00	\$28.60
			Part-day	\$20.00	\$20.60	\$21.00	\$21.40	\$21.80	\$22.20	\$22.60	\$23.00	\$23.40	\$23.80	\$24.40	\$25.00
		5 years	Full-day	\$22.80	\$23.20	\$23.60	\$24.20	\$24.60	\$25.00	\$25.40	\$25.80	\$26.40	\$26.80	\$27.40	\$28.20
			Part-day	\$19.40	\$19.80	\$20.20	\$20.60	\$21.00	\$21.40	\$21.80	\$22.20	\$22.80	\$23.20	\$23.80	\$24.40
	6-13 years	Full-day	\$22.60	\$23.00	\$23.40	\$23.80	\$24.40	\$24.80	\$25.20	\$25.60	\$26.00	\$26.60	\$27.20	\$27.80	
		Part-day	\$19.20	\$19.60	\$20.00	\$20.40	\$20.80	\$21.20	\$21.60	\$22.00	\$22.40	\$22.80	\$23.40	\$24.00	

LWDA 21 South Texas

															
			30th percentile	35th percentile	40th percentile	45th percentile	50th percentile	55th percentile	60th percentile	65th percentile	70th percentile	75th percentile	80th percentile	85th percentile	
Registered Child Care Homes (rates from 21 out of 24 facilities in area)	Infant	0-11 months	Full-day	\$23.00	\$23.40	\$23.80	\$24.40	\$24.80	\$25.20	\$25.60	\$26.00	\$26.60	\$27.00	\$27.60	\$28.40
			Part-day	\$21.80	\$22.20	\$22.60	\$23.00	\$23.40	\$23.80	\$24.20	\$24.80	\$25.20	\$25.80	\$26.20	\$27.00
		12-17 months	Full-day	\$23.00	\$23.60	\$24.00	\$24.40	\$24.80	\$25.20	\$25.60	\$26.00	\$26.60	\$27.20	\$27.60	\$28.40
			Part-day	\$21.60	\$22.00	\$22.40	\$22.80	\$23.20	\$23.60	\$24.00	\$24.40	\$25.00	\$25.40	\$26.00	\$26.60
	Toddler	18-23 months	Full-day	\$23.00	\$23.40	\$23.80	\$24.20	\$24.60	\$25.00	\$25.60	\$26.00	\$26.40	\$27.00	\$27.60	\$28.20
			Part-day	\$21.20	\$21.60	\$22.20	\$22.60	\$23.00	\$23.40	\$23.80	\$24.20	\$24.60	\$25.20	\$25.80	\$26.40
	2 years	Full-day	\$22.20	\$22.60	\$23.00	\$23.40	\$23.80	\$24.20	\$24.60	\$25.20	\$25.60	\$26.20	\$26.60	\$27.40	
		Part-day	\$21.60	\$22.00	\$22.40	\$22.80	\$23.20	\$23.60	\$24.00	\$24.40	\$25.00	\$25.40	\$26.00	\$26.80	
	3 years	Full-day	\$22.40	\$22.80	\$23.20	\$23.60	\$24.00	\$24.40	\$25.00	\$25.40	\$25.80	\$26.40	\$27.00	\$27.60	
		Part-day	\$20.60	\$21.20	\$21.60	\$22.00	\$22.40	\$22.80	\$23.20	\$23.60	\$24.00	\$24.60	\$25.00	\$25.80	
	Preschool	4 years	Full-day	\$22.20	\$22.60	\$23.00	\$23.40	\$24.00	\$24.40	\$24.80	\$25.20	\$25.60	\$26.20	\$26.80	\$27.40
			Part-day	\$19.80	\$20.20	\$20.60	\$21.00	\$21.40	\$21.80	\$22.20	\$22.60	\$23.00	\$23.60	\$24.20	\$24.80
	5 years	Full-day	\$22.00	\$22.40	\$22.80	\$23.20	\$23.60	\$24.00	\$24.40	\$24.80	\$25.40	\$25.80	\$26.40	\$27.20	
		Part-day	\$19.40	\$19.80	\$20.20	\$20.60	\$21.00	\$21.40	\$21.80	\$22.20	\$22.80	\$23.20	\$23.80	\$24.40	
	School age	6-13 years	Full-day	\$21.40	\$21.80	\$22.40	\$22.80	\$23.20	\$23.60	\$24.00	\$24.40	\$24.80	\$25.40	\$26.00	\$26.60
			Part-day	\$19.20	\$19.60	\$20.00	\$20.40	\$20.80	\$21.20	\$21.60	\$22.00	\$22.40	\$23.00	\$23.40	\$24.00

LWDA 21 South Texas

			30th percentile	35th percentile	40th percentile	45th percentile	50th percentile	55th percentile	60th percentile	65th percentile	70th percentile	75th percentile	80th percentile	85th percentile	
Licensed Child Care Homes (rates from 5 out of 9 facilities in area)	Infant	0-11 months	Full-day	\$22.80	\$23.40	\$23.80	\$24.20	\$24.60	\$25.00	\$25.40	\$26.00	\$26.40	\$27.00	\$27.40	\$28.20
			Part-day	\$21.00	\$21.40	\$21.80	\$22.20	\$22.60	\$23.00	\$23.40	\$23.80	\$24.40	\$24.80	\$25.40	\$26.00
		12-17 months	Full-day	\$22.00	\$22.40	\$22.80	\$23.20	\$23.60	\$24.20	\$24.60	\$25.00	\$25.40	\$26.00	\$26.60	\$27.20
			Part-day	\$20.20	\$20.80	\$21.20	\$21.60	\$22.00	\$22.40	\$22.80	\$23.20	\$23.60	\$24.20	\$24.60	\$25.40
	Toddler	18-23 months	Full-day	\$22.20	\$22.60	\$23.00	\$23.40	\$23.80	\$24.40	\$24.80	\$25.20	\$25.60	\$26.20	\$26.80	\$27.40
			Part-day	\$20.00	\$20.40	\$20.80	\$21.20	\$21.60	\$22.00	\$22.40	\$22.80	\$23.20	\$23.80	\$24.20	\$25.00
	Preschool	2 years	Full-day	\$22.00	\$22.40	\$22.80	\$23.20	\$23.60	\$24.00	\$24.40	\$25.00	\$25.40	\$26.00	\$26.40	\$27.20
			Part-day	\$20.00	\$20.40	\$20.80	\$21.20	\$21.60	\$22.00	\$22.40	\$22.80	\$23.20	\$23.80	\$24.20	\$25.00
		3 years	Full-day	\$22.00	\$22.40	\$22.80	\$23.20	\$23.60	\$24.00	\$24.40	\$25.00	\$25.40	\$25.80	\$26.40	\$27.20
			Part-day	\$19.00	\$19.40	\$19.80	\$20.20	\$20.60	\$21.00	\$21.40	\$21.80	\$22.20	\$22.60	\$23.20	\$23.80
	School age	4 years	Full-day	\$21.60	\$22.00	\$22.40	\$22.80	\$23.20	\$23.60	\$24.20	\$24.60	\$25.00	\$25.60	\$26.00	\$26.80
			Part-day	\$17.40	\$17.80	\$18.20	\$18.60	\$19.00	\$19.20	\$19.60	\$20.00	\$20.40	\$21.00	\$21.40	\$22.00
		5 years	Full-day	\$20.20	\$20.60	\$21.00	\$21.40	\$21.80	\$22.20	\$22.60	\$23.00	\$23.40	\$24.00	\$24.40	\$25.20
			Part-day	\$18.20	\$18.60	\$19.00	\$19.40	\$19.80	\$20.20	\$20.60	\$21.00	\$21.40	\$22.00	\$22.40	\$23.00
	6-13 years	Full-day	\$19.80	\$20.20	\$20.60	\$21.00	\$21.40	\$21.80	\$22.20	\$22.60	\$23.00	\$23.60	\$24.20	\$24.80	
		Part-day	\$17.20	\$17.60	\$18.00	\$18.20	\$18.60	\$19.00	\$19.40	\$19.80	\$20.20	\$20.60	\$21.20	\$21.80	

LWDA 22 Coastal Bend

			30th percentile	35th percentile	40th percentile	45th percentile	50th percentile	55th percentile	60th percentile	65th percentile	70th percentile	75th percentile	80th percentile	85th percentile	
Licensed Child Care Centers (rates from 104 out of 125 facilities in area)	Infant	0-11 months	Full-day	\$28.40	\$29.00	\$29.40	\$30.00	\$30.60	\$31.20	\$31.60	\$32.20	\$32.80	\$33.60	\$34.40	\$35.20
			Part-day	\$26.00	\$26.60	\$27.00	\$27.60	\$28.20	\$28.60	\$29.20	\$29.80	\$30.40	\$31.00	\$31.80	\$32.60
		12-17 months	Full-day	\$28.20	\$28.80	\$29.20	\$29.80	\$30.40	\$31.00	\$31.40	\$32.00	\$32.60	\$33.40	\$34.20	\$35.00
			Part-day	\$25.80	\$26.40	\$27.00	\$27.60	\$28.00	\$28.60	\$29.00	\$29.60	\$30.20	\$31.00	\$31.60	\$32.40
	Toddler	18-23 months	Full-day	\$27.40	\$28.00	\$28.60	\$29.00	\$29.60	\$30.20	\$30.80	\$31.20	\$31.80	\$32.60	\$33.40	\$34.20
			Part-day	\$25.20	\$25.80	\$26.20	\$26.80	\$27.20	\$27.80	\$28.40	\$28.80	\$29.40	\$30.20	\$30.80	\$31.60
	Preschool	2 years	Full-day	\$27.00	\$27.60	\$28.20	\$28.80	\$29.20	\$29.80	\$30.40	\$30.80	\$31.60	\$32.20	\$33.00	\$33.80
			Part-day	\$25.00	\$25.60	\$26.20	\$26.60	\$27.20	\$27.60	\$28.20	\$28.80	\$29.40	\$30.00	\$30.60	\$31.60
		3 years	Full-day	\$26.40	\$27.00	\$27.60	\$28.20	\$28.60	\$29.20	\$29.80	\$30.20	\$30.80	\$31.60	\$32.20	\$33.20
			Part-day	\$22.60	\$23.00	\$23.60	\$24.00	\$24.60	\$25.00	\$25.60	\$26.00	\$26.60	\$27.20	\$28.00	\$28.80
	School age	4 years	Full-day	\$26.00	\$26.60	\$27.00	\$27.60	\$28.00	\$28.60	\$29.20	\$29.80	\$30.40	\$31.00	\$31.80	\$32.60
			Part-day	\$22.00	\$22.60	\$23.00	\$23.60	\$24.00	\$24.40	\$25.00	\$25.40	\$26.00	\$26.60	\$27.40	\$28.20
		5 years	Full-day	\$25.40	\$25.80	\$26.40	\$27.00	\$27.40	\$28.00	\$28.60	\$29.00	\$29.60	\$30.20	\$31.00	\$31.80
			Part-day	\$21.20	\$21.80	\$22.20	\$22.80	\$23.20	\$23.60	\$24.20	\$24.60	\$25.20	\$25.80	\$26.40	\$27.20
	6-13 years	Full-day	\$25.00	\$25.60	\$26.20	\$26.60	\$27.20	\$27.60	\$28.20	\$28.80	\$29.40	\$30.00	\$30.80	\$31.60	
		Part-day	\$20.80	\$21.40	\$21.80	\$22.40	\$22.80	\$23.20	\$23.80	\$24.20	\$24.80	\$25.40	\$26.00	\$26.80	

LWDA 22 Coastal Bend

			30th percentile	35th percentile	40th percentile	45th percentile	50th percentile	55th percentile	60th percentile	65th percentile	70th percentile	75th percentile	80th percentile	85th percentile	
Registered Child Care Homes (rates from 29 out of 41 facilities in area)	Infant	0-11 months	Full-day	\$25.60	\$26.20	\$26.60	\$27.20	\$27.80	\$28.20	\$28.80	\$29.40	\$30.00	\$30.60	\$31.20	\$32.20
			Part-day	\$24.00	\$24.60	\$25.20	\$25.60	\$26.20	\$26.60	\$27.20	\$27.60	\$28.20	\$29.00	\$29.60	\$30.40
		12-17 months	Full-day	\$25.60	\$26.20	\$26.80	\$27.20	\$27.80	\$28.20	\$28.80	\$29.40	\$30.00	\$30.60	\$31.40	\$32.20
			Part-day	\$23.80	\$24.40	\$24.80	\$25.40	\$25.80	\$26.40	\$26.80	\$27.40	\$28.00	\$28.60	\$29.20	\$30.20
	Toddler	18-23 months	Full-day	\$25.40	\$26.00	\$26.60	\$27.00	\$27.60	\$28.20	\$28.60	\$29.20	\$29.80	\$30.40	\$31.20	\$32.00
			Part-day	\$23.40	\$24.00	\$24.40	\$25.00	\$25.40	\$26.00	\$26.40	\$27.00	\$27.60	\$28.20	\$29.00	\$29.80
		2 years	Full-day	\$24.60	\$25.00	\$25.60	\$26.00	\$26.60	\$27.20	\$27.60	\$28.20	\$28.80	\$29.40	\$30.20	\$31.00
			Part-day	\$23.80	\$24.40	\$24.80	\$25.40	\$25.80	\$26.40	\$26.80	\$27.40	\$28.00	\$28.60	\$29.40	\$30.20
	Preschool	3 years	Full-day	\$24.80	\$25.40	\$25.80	\$26.40	\$26.80	\$27.40	\$28.00	\$28.40	\$29.00	\$29.60	\$30.40	\$31.20
			Part-day	\$22.80	\$23.20	\$23.80	\$24.20	\$24.80	\$25.20	\$25.80	\$26.20	\$26.80	\$27.40	\$28.20	\$29.00
		4 years	Full-day	\$24.60	\$25.20	\$25.60	\$26.20	\$26.60	\$27.20	\$27.80	\$28.20	\$28.80	\$29.40	\$30.20	\$31.00
			Part-day	\$21.60	\$22.20	\$22.60	\$23.20	\$23.60	\$24.20	\$24.60	\$25.20	\$25.60	\$26.20	\$27.00	\$27.80
		5 years	Full-day	\$24.20	\$24.80	\$25.20	\$25.80	\$26.20	\$26.80	\$27.40	\$27.80	\$28.40	\$29.00	\$29.80	\$30.60
			Part-day	\$21.20	\$21.80	\$22.20	\$22.80	\$23.20	\$23.60	\$24.20	\$24.60	\$25.20	\$25.80	\$26.40	\$27.20
	School age	6-13 years	Full-day	\$23.60	\$24.20	\$24.80	\$25.20	\$25.80	\$26.20	\$26.80	\$27.20	\$27.80	\$28.40	\$29.20	\$30.00
			Part-day	\$21.00	\$21.40	\$22.00	\$22.40	\$22.80	\$23.40	\$23.80	\$24.40	\$24.80	\$25.40	\$26.20	\$27.00

LWDA 22 Coastal Bend

			30th percentile	35th percentile	40th percentile	45th percentile	50th percentile	55th percentile	60th percentile	65th percentile	70th percentile	75th percentile	80th percentile	85th percentile	
Licensed Child Care Homes (rates from 15 out of 26 facilities in area)	Infant	0-11 months	Full-day	\$25.40	\$26.00	\$26.40	\$27.00	\$27.60	\$28.00	\$28.60	\$29.20	\$29.80	\$30.40	\$31.00	\$32.00
		Part-day	\$23.20	\$23.60	\$24.20	\$24.60	\$25.20	\$25.60	\$26.20	\$26.60	\$27.20	\$27.80	\$28.60	\$29.40	
	12-17 months	Full-day	\$24.40	\$24.80	\$25.40	\$26.00	\$26.40	\$27.00	\$27.40	\$28.00	\$28.60	\$29.20	\$30.00	\$30.80	
		Part-day	\$22.20	\$22.80	\$23.20	\$23.80	\$24.20	\$24.80	\$25.20	\$25.80	\$26.40	\$27.00	\$27.60	\$28.40	
	Toddler	18-23 months	Full-day	\$24.60	\$25.20	\$25.60	\$26.20	\$26.60	\$27.20	\$27.80	\$28.20	\$28.80	\$29.40	\$30.20	\$31.00
		Part-day	\$21.80	\$22.40	\$22.80	\$23.40	\$23.80	\$24.40	\$24.80	\$25.40	\$25.80	\$26.40	\$27.20	\$28.00	
	2 years	Full-day	\$24.20	\$24.80	\$25.40	\$25.80	\$26.40	\$26.80	\$27.40	\$28.00	\$28.60	\$29.20	\$29.80	\$30.60	
		Part-day	\$21.80	\$22.40	\$22.80	\$23.40	\$23.80	\$24.40	\$24.80	\$25.40	\$25.80	\$26.40	\$27.20	\$28.00	
	3 years	Full-day	\$24.20	\$24.80	\$25.40	\$25.80	\$26.40	\$26.80	\$27.40	\$28.00	\$28.40	\$29.20	\$29.80	\$30.60	
		Part-day	\$20.60	\$21.20	\$21.60	\$22.00	\$22.60	\$23.00	\$23.60	\$24.00	\$24.60	\$25.20	\$25.80	\$26.60	
	Preschool	4 years	Full-day	\$23.80	\$24.40	\$24.80	\$25.40	\$25.80	\$26.40	\$27.00	\$27.40	\$28.00	\$28.60	\$29.40	\$30.20
		Part-day	\$18.80	\$19.20	\$19.60	\$20.20	\$20.60	\$21.00	\$21.60	\$22.00	\$22.60	\$23.00	\$23.80	\$24.40	
	5 years	Full-day	\$22.00	\$22.60	\$23.00	\$23.60	\$24.00	\$24.60	\$25.00	\$25.60	\$26.00	\$26.60	\$27.40	\$28.20	
		Part-day	\$19.80	\$20.40	\$20.80	\$21.20	\$21.60	\$22.20	\$22.60	\$23.20	\$23.60	\$24.20	\$24.80	\$25.60	
	School age	6-13 years	Full-day	\$21.60	\$22.20	\$22.60	\$23.20	\$23.60	\$24.20	\$24.60	\$25.20	\$25.60	\$26.20	\$27.00	\$27.80
		Part-day	\$18.40	\$19.00	\$19.40	\$19.80	\$20.20	\$20.80	\$21.20	\$21.60	\$22.20	\$22.80	\$23.40	\$24.20	

LWDA 23 Lower Rio Grande Valley

			30th percentile	35th percentile	40th percentile	45th percentile	50th percentile	55th percentile	60th percentile	65th percentile	70th percentile	75th percentile	80th percentile	85th percentile	
Licensed Child Care Centers (rates from 349 out of 380 facilities in area)	Infant	0-11 months	Full-day	\$29.40	\$29.80	\$30.40	\$31.00	\$31.40	\$32.00	\$32.40	\$33.00	\$33.60	\$34.20	\$35.00	\$35.80
			Part-day	\$27.00	\$27.60	\$28.20	\$28.60	\$29.20	\$29.60	\$30.20	\$30.60	\$31.20	\$31.80	\$32.60	\$33.40
		12-17 months	Full-day	\$29.20	\$29.60	\$30.20	\$30.80	\$31.20	\$31.80	\$32.20	\$32.80	\$33.40	\$34.00	\$34.80	\$35.60
			Part-day	\$27.00	\$27.60	\$28.00	\$28.60	\$29.00	\$29.60	\$30.00	\$30.60	\$31.20	\$31.80	\$32.40	\$33.20
	Toddler	18-23 months	Full-day	\$28.40	\$29.00	\$29.60	\$30.00	\$30.60	\$31.00	\$31.60	\$32.00	\$32.60	\$33.40	\$34.00	\$34.80
			Part-day	\$26.40	\$26.80	\$27.40	\$27.80	\$28.40	\$28.80	\$29.40	\$29.80	\$30.40	\$31.00	\$31.60	\$32.40
	2 years	Full-day	\$28.20	\$28.60	\$29.20	\$29.60	\$30.20	\$30.60	\$31.20	\$31.80	\$32.40	\$33.00	\$33.60	\$34.40	
		Part-day	\$26.20	\$26.80	\$27.20	\$27.60	\$28.20	\$28.60	\$29.20	\$29.60	\$30.20	\$30.80	\$31.60	\$32.40	
	3 years	Full-day	\$27.60	\$28.00	\$28.60	\$29.00	\$29.60	\$30.00	\$30.60	\$31.20	\$31.80	\$32.40	\$33.00	\$33.80	
		Part-day	\$23.80	\$24.20	\$24.80	\$25.20	\$25.60	\$26.20	\$26.60	\$27.20	\$27.60	\$28.20	\$29.00	\$29.60	
	Preschool	4 years	Full-day	\$27.00	\$27.60	\$28.00	\$28.60	\$29.00	\$29.60	\$30.00	\$30.60	\$31.20	\$31.80	\$32.40	\$33.40
			Part-day	\$23.20	\$23.80	\$24.20	\$24.80	\$25.20	\$25.60	\$26.20	\$26.60	\$27.20	\$27.80	\$28.40	\$29.20
	5 years	Full-day	\$26.40	\$27.00	\$27.40	\$28.00	\$28.40	\$29.00	\$29.40	\$30.00	\$30.60	\$31.20	\$31.80	\$32.60	
		Part-day	\$22.60	\$23.00	\$23.60	\$24.00	\$24.40	\$24.80	\$25.40	\$25.80	\$26.40	\$27.00	\$27.60	\$28.40	
	School age	6-13 years	Full-day	\$26.20	\$26.80	\$27.20	\$27.80	\$28.20	\$28.60	\$29.20	\$29.80	\$30.20	\$30.80	\$31.60	\$32.40
			Part-day	\$22.20	\$22.80	\$23.20	\$23.60	\$24.00	\$24.60	\$25.00	\$25.40	\$26.00	\$26.60	\$27.20	\$28.00

LWDA 23 Lower Rio Grande Valley

			30th percentile	35th percentile	40th percentile	45th percentile	50th percentile	55th percentile	60th percentile	65th percentile	70th percentile	75th percentile	80th percentile	85th percentile	
Registered Child Care Homes (rates from 41 out of 46 facilities in area)	Infant	0-11 months	Full-day	\$26.80	\$27.20	\$27.80	\$28.20	\$28.80	\$29.20	\$29.80	\$30.20	\$30.80	\$31.40	\$32.20	\$33.00
			Part-day	\$25.20	\$25.80	\$26.20	\$26.80	\$27.20	\$27.80	\$28.20	\$28.80	\$29.20	\$29.80	\$30.60	\$31.40
		12-17 months	Full-day	\$26.80	\$27.20	\$27.80	\$28.20	\$28.80	\$29.20	\$29.80	\$30.20	\$30.80	\$31.40	\$32.20	\$33.00
			Part-day	\$25.00	\$25.40	\$26.00	\$26.40	\$27.00	\$27.40	\$27.80	\$28.40	\$29.00	\$29.60	\$30.20	\$31.00
	Toddler	18-23 months	Full-day	\$26.60	\$27.20	\$27.60	\$28.20	\$28.60	\$29.00	\$29.60	\$30.20	\$30.60	\$31.20	\$32.00	\$32.80
			Part-day	\$24.60	\$25.20	\$25.60	\$26.20	\$26.60	\$27.00	\$27.60	\$28.00	\$28.60	\$29.20	\$29.80	\$30.60
	2 years	Full-day	\$25.60	\$26.20	\$26.60	\$27.20	\$27.60	\$28.20	\$28.60	\$29.20	\$29.80	\$30.40	\$31.00	\$31.80	
		Part-day	\$25.00	\$25.60	\$26.00	\$26.40	\$27.00	\$27.40	\$28.00	\$28.40	\$29.00	\$29.60	\$30.20	\$31.00	
	3 years	Full-day	\$26.00	\$26.40	\$27.00	\$27.40	\$28.00	\$28.40	\$29.00	\$29.40	\$30.00	\$30.60	\$31.20	\$32.00	
		Part-day	\$24.00	\$24.40	\$25.00	\$25.40	\$26.00	\$26.40	\$26.80	\$27.40	\$27.80	\$28.40	\$29.20	\$29.80	
	Preschool	4 years	Full-day	\$25.80	\$26.20	\$26.80	\$27.20	\$27.80	\$28.20	\$28.80	\$29.20	\$29.80	\$30.40	\$31.00	\$31.80
			Part-day	\$23.00	\$23.40	\$24.00	\$24.40	\$24.80	\$25.20	\$25.80	\$26.20	\$26.80	\$27.40	\$28.00	\$28.80
	5 years	Full-day	\$25.40	\$26.00	\$26.40	\$27.00	\$27.40	\$27.80	\$28.40	\$28.80	\$29.40	\$30.00	\$30.60	\$31.40	
		Part-day	\$22.60	\$23.00	\$23.60	\$24.00	\$24.40	\$24.80	\$25.40	\$25.80	\$26.40	\$27.00	\$27.60	\$28.40	
	School age	6-13 years	Full-day	\$24.80	\$25.40	\$25.80	\$26.40	\$26.80	\$27.40	\$27.80	\$28.40	\$28.80	\$29.40	\$30.20	\$30.80
			Part-day	\$22.20	\$22.80	\$23.20	\$23.60	\$24.20	\$24.60	\$25.00	\$25.40	\$26.00	\$26.60	\$27.20	\$28.00

LWDA 23 Lower Rio Grande Valley

			30th percentile	35th percentile	40th percentile	45th percentile	50th percentile	55th percentile	60th percentile	65th percentile	70th percentile	75th percentile	80th percentile	85th percentile	
Licensed Child Care Homes (rates from 25 out of 31 facilities in area)	Infant	0-11 months	Full-day	\$26.60	\$27.00	\$27.60	\$28.00	\$28.60	\$29.00	\$29.60	\$30.00	\$30.60	\$31.20	\$32.00	\$32.80
		Part-day	\$24.40	\$24.80	\$25.40	\$25.80	\$26.20	\$26.80	\$27.20	\$27.80	\$28.20	\$28.80	\$29.60	\$30.20	
		12-17 months	Full-day	\$25.60	\$26.00	\$26.60	\$27.00	\$27.40	\$28.00	\$28.40	\$29.00	\$29.60	\$30.20	\$30.80	\$31.60
			Part-day	\$23.60	\$24.00	\$24.60	\$25.00	\$25.40	\$26.00	\$26.40	\$26.80	\$27.40	\$28.00	\$28.60	\$29.40
	Toddler	18-23 months	Full-day	\$25.80	\$26.20	\$26.80	\$27.20	\$27.80	\$28.20	\$28.80	\$29.20	\$29.80	\$30.40	\$31.00	\$31.80
			Part-day	\$23.20	\$23.60	\$24.20	\$24.60	\$25.00	\$25.40	\$26.00	\$26.40	\$27.00	\$27.60	\$28.20	\$29.00
		2 years	Full-day	\$25.40	\$26.00	\$26.40	\$27.00	\$27.40	\$28.00	\$28.40	\$29.00	\$29.40	\$30.00	\$30.80	\$31.60
			Part-day	\$23.20	\$23.60	\$24.20	\$24.60	\$25.00	\$25.40	\$26.00	\$26.40	\$27.00	\$27.60	\$28.20	\$29.00
		3 years	Full-day	\$25.40	\$26.00	\$26.40	\$27.00	\$27.40	\$28.00	\$28.40	\$29.00	\$29.40	\$30.00	\$30.80	\$31.60
			Part-day	\$22.00	\$22.40	\$23.00	\$23.40	\$23.80	\$24.20	\$24.80	\$25.20	\$25.80	\$26.20	\$27.00	\$27.60
	Preschool	4 years	Full-day	\$25.00	\$25.60	\$26.00	\$26.60	\$27.00	\$27.40	\$28.00	\$28.40	\$29.00	\$29.60	\$30.20	\$31.00
			Part-day	\$20.20	\$20.60	\$21.00	\$21.60	\$22.00	\$22.40	\$22.80	\$23.20	\$23.80	\$24.40	\$25.00	\$25.60
		5 years	Full-day	\$23.40	\$23.80	\$24.40	\$24.80	\$25.20	\$25.60	\$26.20	\$26.60	\$27.20	\$27.80	\$28.40	\$29.20
			Part-day	\$21.20	\$21.60	\$22.20	\$22.60	\$23.00	\$23.40	\$23.80	\$24.40	\$24.80	\$25.40	\$26.00	\$26.80
	School age	6-13 years	Full-day	\$23.00	\$23.40	\$24.00	\$24.40	\$24.80	\$25.20	\$25.80	\$26.20	\$26.80	\$27.40	\$28.00	\$28.80
			Part-day	\$19.80	\$20.40	\$20.80	\$21.20	\$21.60	\$22.00	\$22.60	\$23.00	\$23.40	\$24.00	\$24.60	\$25.20

LWDA 24 Cameron

			30th percentile	35th percentile	40th percentile	45th percentile	50th percentile	55th percentile	60th percentile	65th percentile	70th percentile	75th percentile	80th percentile	85th percentile	
Licensed Child Care Centers (rates from 134 out of 143 facilities in area)	Infant	0-11 months	Full-day	\$33.00	\$33.40	\$34.00	\$34.60	\$35.00	\$35.60	\$36.20	\$36.60	\$37.20	\$38.00	\$38.60	\$39.40
		Part-day	\$30.60	\$31.20	\$31.60	\$32.20	\$32.80	\$33.20	\$33.80	\$34.20	\$34.80	\$35.40	\$36.20	\$37.00	
		12-17 months	Full-day	\$32.80	\$33.20	\$33.80	\$34.40	\$34.80	\$35.40	\$36.00	\$36.40	\$37.00	\$37.60	\$38.40	\$39.20
			Part-day	\$30.60	\$31.00	\$31.60	\$32.20	\$32.60	\$33.20	\$33.60	\$34.20	\$34.80	\$35.40	\$36.00	\$36.80
	Toddler	18-23 months	Full-day	\$32.00	\$32.60	\$33.00	\$33.60	\$34.20	\$34.60	\$35.20	\$35.80	\$36.40	\$37.00	\$37.60	\$38.60
			Part-day	\$29.80	\$30.40	\$30.80	\$31.40	\$31.80	\$32.40	\$33.00	\$33.40	\$34.00	\$34.60	\$35.40	\$36.20
		2 years	Full-day	\$31.60	\$32.20	\$32.80	\$33.20	\$33.80	\$34.20	\$34.80	\$35.40	\$36.00	\$36.60	\$37.20	\$38.20
			Part-day	\$29.80	\$30.20	\$30.80	\$31.20	\$31.80	\$32.20	\$32.80	\$33.20	\$33.80	\$34.40	\$35.20	\$36.00
		3 years	Full-day	\$31.20	\$31.60	\$32.20	\$32.60	\$33.20	\$33.60	\$34.20	\$34.80	\$35.40	\$36.00	\$36.60	\$37.60
			Part-day	\$27.20	\$27.80	\$28.20	\$28.80	\$29.20	\$29.60	\$30.20	\$30.60	\$31.20	\$31.80	\$32.40	\$33.20
	Preschool	4 years	Full-day	\$30.60	\$31.20	\$31.60	\$32.20	\$32.60	\$33.20	\$33.80	\$34.20	\$34.80	\$35.40	\$36.20	\$37.00
			Part-day	\$26.80	\$27.20	\$27.80	\$28.20	\$28.60	\$29.20	\$29.60	\$30.20	\$30.60	\$31.20	\$32.00	\$32.80
		5 years	Full-day	\$30.00	\$30.60	\$31.00	\$31.60	\$32.00	\$32.60	\$33.00	\$33.60	\$34.20	\$34.80	\$35.40	\$36.40
			Part-day	\$26.00	\$26.60	\$27.00	\$27.40	\$28.00	\$28.40	\$28.80	\$29.40	\$30.00	\$30.40	\$31.20	\$31.80
	School age	6-13 years	Full-day	\$29.80	\$30.20	\$30.80	\$31.20	\$31.80	\$32.20	\$32.80	\$33.40	\$33.80	\$34.40	\$35.20	\$36.00
			Part-day	\$25.60	\$26.20	\$26.60	\$27.00	\$27.60	\$28.00	\$28.40	\$29.00	\$29.60	\$30.00	\$30.80	\$31.40

LWDA 24 Cameron

			30th percentile	35th percentile	40th percentile	45th percentile	50th percentile	55th percentile	60th percentile	65th percentile	70th percentile	75th percentile	80th percentile	85th percentile	
Registered Child Care Homes (rates from 13 out of 13 facilities in area)	Infant	0-11 months	Full-day	\$30.20	\$30.80	\$31.20	\$31.80	\$32.40	\$32.80	\$33.40	\$33.80	\$34.40	\$35.00	\$35.80	\$36.60
			Part-day	\$28.80	\$29.20	\$29.80	\$30.20	\$30.80	\$31.20	\$31.80	\$32.20	\$32.80	\$33.40	\$34.20	\$35.00
		12-17 months	Full-day	\$30.20	\$30.80	\$31.40	\$31.80	\$32.40	\$32.80	\$33.40	\$34.00	\$34.40	\$35.00	\$35.80	\$36.60
			Part-day	\$28.40	\$29.00	\$29.40	\$30.00	\$30.40	\$31.00	\$31.40	\$32.00	\$32.60	\$33.20	\$33.80	\$34.60
	Toddler	18-23 months	Full-day	\$30.20	\$30.60	\$31.20	\$31.60	\$32.20	\$32.60	\$33.20	\$33.80	\$34.40	\$35.00	\$35.60	\$36.40
			Part-day	\$28.20	\$28.60	\$29.20	\$29.60	\$30.20	\$30.60	\$31.20	\$31.60	\$32.20	\$32.80	\$33.40	\$34.20
	2 years	Full-day	\$29.20	\$29.80	\$30.20	\$30.80	\$31.20	\$31.80	\$32.20	\$32.80	\$33.40	\$34.00	\$34.60	\$35.40	
		Part-day	\$28.40	\$29.00	\$29.60	\$30.00	\$30.40	\$31.00	\$31.40	\$32.00	\$32.60	\$33.20	\$33.80	\$34.60	
	3 years	Full-day	\$29.40	\$30.00	\$30.40	\$31.00	\$31.40	\$32.00	\$32.40	\$33.00	\$33.60	\$34.20	\$34.80	\$35.60	
		Part-day	\$27.40	\$28.00	\$28.40	\$29.00	\$29.40	\$30.00	\$30.40	\$31.00	\$31.40	\$32.00	\$32.80	\$33.40	
	Preschool	4 years	Full-day	\$29.20	\$29.80	\$30.40	\$30.80	\$31.40	\$31.80	\$32.40	\$32.80	\$33.40	\$34.00	\$34.80	\$35.60
			Part-day	\$26.40	\$27.00	\$27.40	\$27.80	\$28.40	\$28.80	\$29.20	\$29.80	\$30.40	\$31.00	\$31.60	\$32.40
	5 years	Full-day	\$29.00	\$29.40	\$30.00	\$30.40	\$31.00	\$31.40	\$32.00	\$32.40	\$33.00	\$33.60	\$34.40	\$35.20	
		Part-day	\$26.00	\$26.60	\$27.00	\$27.40	\$28.00	\$28.40	\$28.80	\$29.40	\$29.80	\$30.40	\$31.20	\$31.80	
	School age	6-13 years	Full-day	\$28.40	\$29.00	\$29.40	\$29.80	\$30.40	\$30.80	\$31.40	\$31.80	\$32.40	\$33.00	\$33.80	\$34.60
			Part-day	\$25.60	\$26.20	\$26.60	\$27.20	\$27.60	\$28.00	\$28.60	\$29.00	\$29.60	\$30.20	\$30.80	\$31.60

LWDA 24 Cameron

			30th percentile	35th percentile	40th percentile	45th percentile	50th percentile	55th percentile	60th percentile	65th percentile	70th percentile	75th percentile	80th percentile	85th percentile	
Licensed Child Care Homes (rates from 1 out of 7 facilities in area)	Infant	0-11 months	Full-day	\$30.00	\$30.60	\$31.20	\$31.60	\$32.20	\$32.60	\$33.20	\$33.60	\$34.20	\$34.80	\$35.60	\$36.40
		Part-day	\$27.80	\$28.40	\$28.80	\$29.40	\$29.80	\$30.20	\$30.80	\$31.20	\$31.80	\$32.40	\$33.20	\$34.00	
	12-17 months	Full-day	\$29.00	\$29.60	\$30.00	\$30.60	\$31.00	\$31.60	\$32.00	\$32.60	\$33.20	\$33.80	\$34.40	\$35.20	
		Part-day	\$27.00	\$27.60	\$28.00	\$28.40	\$29.00	\$29.40	\$30.00	\$30.40	\$31.00	\$31.60	\$32.20	\$33.00	
	Toddler	18-23 months	Full-day	\$29.20	\$29.80	\$30.40	\$30.80	\$31.20	\$31.80	\$32.40	\$32.80	\$33.40	\$34.00	\$34.60	\$35.40
		Part-day	\$26.60	\$27.20	\$27.60	\$28.00	\$28.60	\$29.00	\$29.40	\$30.00	\$30.60	\$31.20	\$31.80	\$32.60	
	2 years	Full-day	\$29.00	\$29.60	\$30.00	\$30.60	\$31.00	\$31.40	\$32.00	\$32.60	\$33.00	\$33.60	\$34.40	\$35.20	
		Part-day	\$26.60	\$27.20	\$27.60	\$28.00	\$28.60	\$29.00	\$29.40	\$30.00	\$30.60	\$31.20	\$31.80	\$32.60	
	3 years	Full-day	\$29.00	\$29.40	\$30.00	\$30.40	\$31.00	\$31.40	\$32.00	\$32.40	\$33.00	\$33.60	\$34.40	\$35.20	
		Part-day	\$25.40	\$26.00	\$26.40	\$26.80	\$27.20	\$27.80	\$28.20	\$28.80	\$29.20	\$29.80	\$30.40	\$31.20	
	Preschool	4 years	Full-day	\$28.60	\$29.00	\$29.60	\$30.00	\$30.60	\$31.00	\$31.60	\$32.00	\$32.60	\$33.20	\$33.80	\$34.60
		Part-day	\$23.60	\$24.00	\$24.40	\$25.00	\$25.40	\$25.80	\$26.20	\$26.80	\$27.20	\$27.80	\$28.40	\$29.20	
	5 years	Full-day	\$26.80	\$27.40	\$27.80	\$28.20	\$28.80	\$29.20	\$29.60	\$30.20	\$30.80	\$31.40	\$32.00	\$32.80	
		Part-day	\$24.60	\$25.00	\$25.60	\$26.00	\$26.40	\$26.80	\$27.40	\$27.80	\$28.40	\$29.00	\$29.60	\$30.20	
	School age	6-13 years	Full-day	\$26.40	\$27.00	\$27.40	\$27.80	\$28.40	\$28.80	\$29.20	\$29.80	\$30.40	\$31.00	\$31.60	\$32.40
		Part-day	\$23.20	\$23.80	\$24.20	\$24.60	\$25.00	\$25.40	\$26.00	\$26.40	\$27.00	\$27.40	\$28.00	\$28.80	

LWDA 25 Texoma

			30th percentile	35th percentile	40th percentile	45th percentile	50th percentile	55th percentile	60th percentile	65th percentile	70th percentile	75th percentile	80th percentile	85th percentile	
Licensed Child Care Centers (rates from 44 out of 46 facilities in area)	Infant	0-11 months	Full-day	\$24.80	\$25.40	\$25.80	\$26.20	\$26.60	\$27.00	\$27.60	\$28.00	\$28.60	\$29.00	\$29.60	\$30.40
			Part-day	\$23.00	\$23.40	\$23.80	\$24.20	\$24.60	\$25.00	\$25.60	\$26.00	\$26.40	\$27.00	\$27.60	\$28.20
		12-17 months	Full-day	\$24.60	\$25.20	\$25.60	\$26.00	\$26.40	\$26.80	\$27.40	\$27.80	\$28.40	\$28.80	\$29.40	\$30.20
			Part-day	\$22.80	\$23.40	\$23.80	\$24.20	\$24.60	\$25.00	\$25.40	\$25.80	\$26.40	\$26.80	\$27.40	\$28.20
	Toddler	18-23 months	Full-day	\$24.00	\$24.60	\$25.00	\$25.40	\$25.80	\$26.20	\$26.80	\$27.20	\$27.60	\$28.20	\$28.80	\$29.60
			Part-day	\$22.20	\$22.80	\$23.20	\$23.60	\$24.00	\$24.40	\$24.80	\$25.20	\$25.80	\$26.20	\$26.80	\$27.60
	Preschool	2 years	Full-day	\$23.80	\$24.20	\$24.60	\$25.20	\$25.60	\$26.00	\$26.40	\$26.80	\$27.40	\$28.00	\$28.60	\$29.20
			Part-day	\$22.20	\$22.60	\$23.00	\$23.40	\$23.80	\$24.20	\$24.80	\$25.20	\$25.60	\$26.20	\$26.80	\$27.40
		3 years	Full-day	\$23.40	\$23.80	\$24.20	\$24.60	\$25.00	\$25.40	\$26.00	\$26.40	\$26.80	\$27.40	\$28.00	\$28.80
			Part-day	\$20.20	\$20.60	\$21.00	\$21.40	\$21.80	\$22.20	\$22.60	\$23.00	\$23.40	\$24.00	\$24.40	\$25.20
	School age	4 years	Full-day	\$22.80	\$23.40	\$23.80	\$24.20	\$24.60	\$25.00	\$25.40	\$26.00	\$26.40	\$27.00	\$27.60	\$28.20
			Part-day	\$19.60	\$20.20	\$20.60	\$21.00	\$21.20	\$21.60	\$22.20	\$22.60	\$23.00	\$23.40	\$24.00	\$24.60
		5 years	Full-day	\$22.40	\$22.80	\$23.20	\$23.60	\$24.20	\$24.60	\$25.00	\$25.40	\$25.80	\$26.40	\$27.00	\$27.60
			Part-day	\$19.00	\$19.40	\$19.80	\$20.20	\$20.60	\$21.00	\$21.40	\$21.80	\$22.40	\$22.80	\$23.40	\$24.00
	6-13 years	Full-day	\$22.20	\$22.60	\$23.00	\$23.40	\$23.80	\$24.20	\$24.80	\$25.20	\$25.60	\$26.20	\$26.80	\$27.40	
		Part-day	\$18.80	\$19.20	\$19.60	\$20.00	\$20.40	\$20.80	\$21.20	\$21.60	\$22.00	\$22.40	\$23.00	\$23.60	

LWDA 25 Texoma

			30th percentile	35th percentile	40th percentile	45th percentile	50th percentile	55th percentile	60th percentile	65th percentile	70th percentile	75th percentile	80th percentile	85th percentile	
Registered Child Care Homes (rates from 12 out of 16 facilities in area)	Infant	0-11 months	Full-day	\$22.60	\$23.00	\$23.40	\$24.00	\$24.40	\$24.80	\$25.20	\$25.60	\$26.20	\$26.60	\$27.20	\$28.00
			Part-day	\$21.40	\$21.80	\$22.20	\$22.60	\$23.00	\$23.40	\$23.80	\$24.40	\$24.80	\$25.20	\$25.80	\$26.60
		12-17 months	Full-day	\$22.60	\$23.00	\$23.60	\$24.00	\$24.40	\$24.80	\$25.20	\$25.60	\$26.20	\$26.60	\$27.20	\$28.00
			Part-day	\$21.20	\$21.60	\$22.00	\$22.40	\$22.80	\$23.20	\$23.60	\$24.00	\$24.60	\$25.00	\$25.60	\$26.20
	Toddler	18-23 months	Full-day	\$22.40	\$23.00	\$23.40	\$23.80	\$24.20	\$24.60	\$25.00	\$25.60	\$26.00	\$26.60	\$27.20	\$27.80
			Part-day	\$20.80	\$21.20	\$21.60	\$22.00	\$22.60	\$23.00	\$23.40	\$23.80	\$24.20	\$24.80	\$25.20	\$26.00
	Preschool	2 years	Full-day	\$21.80	\$22.20	\$22.60	\$23.00	\$23.40	\$23.80	\$24.20	\$24.60	\$25.20	\$25.60	\$26.20	\$27.00
			Part-day	\$21.20	\$21.60	\$22.00	\$22.40	\$22.80	\$23.20	\$23.60	\$24.00	\$24.60	\$25.00	\$25.60	\$26.20
		3 years	Full-day	\$22.00	\$22.40	\$22.80	\$23.20	\$23.60	\$24.00	\$24.40	\$25.00	\$25.40	\$26.00	\$26.40	\$27.20
			Part-day	\$20.20	\$20.80	\$21.20	\$21.60	\$22.00	\$22.40	\$22.80	\$23.20	\$23.60	\$24.20	\$24.60	\$25.40
	School age	4 years	Full-day	\$21.80	\$22.20	\$22.60	\$23.00	\$23.40	\$24.00	\$24.40	\$24.80	\$25.20	\$25.80	\$26.40	\$27.00
			Part-day	\$19.40	\$19.80	\$20.20	\$20.60	\$21.00	\$21.40	\$21.80	\$22.20	\$22.60	\$23.20	\$23.60	\$24.40
		5 years	Full-day	\$21.40	\$22.00	\$22.40	\$22.80	\$23.20	\$23.60	\$24.00	\$24.40	\$25.00	\$25.40	\$26.00	\$26.60
			Part-day	\$19.00	\$19.40	\$19.80	\$20.20	\$20.60	\$21.00	\$21.40	\$21.80	\$22.20	\$22.80	\$23.40	\$24.00
	6-13 years	Full-day	\$21.00	\$21.40	\$21.80	\$22.40	\$22.80	\$23.20	\$23.60	\$24.00	\$24.40	\$25.00	\$25.60	\$26.20	
		Part-day	\$18.80	\$19.20	\$19.60	\$20.00	\$20.40	\$20.80	\$21.20	\$21.60	\$22.00	\$22.40	\$23.00	\$23.60	


LWDA 25 Texoma

			30th percentile	35th percentile	40th percentile	45th percentile	50th percentile	55th percentile	60th percentile	65th percentile	70th percentile	75th percentile	80th percentile	85th percentile	
Licensed Child Care Homes (rates from 2 out of 15 facilities in area)	Infant	0-11 months	Full-day	\$22.40	\$23.00	\$23.40	\$23.80	\$24.20	\$24.60	\$25.00	\$25.40	\$26.00	\$26.40	\$27.00	\$27.80
			Part-day	\$20.60	\$21.00	\$21.40	\$21.80	\$22.20	\$22.60	\$23.00	\$23.40	\$24.00	\$24.40	\$25.00	\$25.60
		12-17 months	Full-day	\$21.60	\$22.00	\$22.40	\$22.80	\$23.20	\$23.60	\$24.20	\$24.60	\$25.00	\$25.60	\$26.20	\$26.80
			Part-day	\$19.80	\$20.40	\$20.80	\$21.20	\$21.60	\$22.00	\$22.40	\$22.80	\$23.20	\$23.60	\$24.20	\$24.80
	Toddler	18-23 months	Full-day	\$21.80	\$22.20	\$22.60	\$23.00	\$23.40	\$23.80	\$24.40	\$24.80	\$25.20	\$25.80	\$26.40	\$27.00
			Part-day	\$19.60	\$20.00	\$20.40	\$20.80	\$21.20	\$21.60	\$22.00	\$22.40	\$22.80	\$23.40	\$23.80	\$24.60
	Preschool	2 years	Full-day	\$21.60	\$22.00	\$22.40	\$22.80	\$23.20	\$23.60	\$24.00	\$24.60	\$25.00	\$25.40	\$26.00	\$26.80
			Part-day	\$19.60	\$20.00	\$20.40	\$20.80	\$21.20	\$21.60	\$22.00	\$22.40	\$22.80	\$23.40	\$23.80	\$24.60
		3 years	Full-day	\$21.60	\$22.00	\$22.40	\$22.80	\$23.20	\$23.60	\$24.00	\$24.40	\$25.00	\$25.40	\$26.00	\$26.80
			Part-day	\$18.60	\$19.00	\$19.40	\$19.80	\$20.20	\$20.60	\$21.00	\$21.40	\$21.80	\$22.20	\$22.80	\$23.40
	School age	4 years	Full-day	\$21.20	\$21.60	\$22.00	\$22.40	\$22.80	\$23.20	\$23.60	\$24.20	\$24.60	\$25.00	\$25.60	\$26.40
			Part-day	\$17.00	\$17.40	\$17.80	\$18.20	\$18.60	\$18.80	\$19.20	\$19.60	\$20.00	\$20.60	\$21.00	\$21.60
		5 years	Full-day	\$19.80	\$20.20	\$20.60	\$21.00	\$21.40	\$21.80	\$22.20	\$22.60	\$23.00	\$23.40	\$24.00	\$24.60
			Part-day	\$17.80	\$18.20	\$18.60	\$19.00	\$19.40	\$19.80	\$20.20	\$20.60	\$21.00	\$21.40	\$22.00	\$22.60
	6-13 years	Full-day	\$19.40	\$19.80	\$20.20	\$20.60	\$21.00	\$21.40	\$21.80	\$22.20	\$22.60	\$23.20	\$23.60	\$24.40	
		Part-day	\$16.80	\$17.20	\$17.60	\$18.00	\$18.20	\$18.60	\$19.00	\$19.40	\$19.80	\$20.20	\$20.80	\$21.40	


LWDA 26 Central Texas

			30th percentile	35th percentile	40th percentile	45th percentile	50th percentile	55th percentile	60th percentile	65th percentile	70th percentile	75th percentile	80th percentile	85th percentile	
Licensed Child Care Centers (rates from 136 out of 160 facilities in area)	Infant	0-11 months	Full-day	\$26.00	\$26.60	\$27.00	\$27.60	\$28.00	\$28.60	\$29.00	\$29.60	\$30.20	\$30.80	\$31.40	\$32.20
			Part-day	\$24.00	\$24.40	\$25.00	\$25.40	\$25.80	\$26.40	\$26.80	\$27.40	\$27.80	\$28.40	\$29.20	\$29.80
		12-17 months	Full-day	\$25.80	\$26.40	\$26.80	\$27.40	\$27.80	\$28.40	\$28.80	\$29.40	\$30.00	\$30.60	\$31.20	\$32.00
			Part-day	\$23.80	\$24.40	\$24.80	\$25.40	\$25.80	\$26.20	\$26.80	\$27.20	\$27.80	\$28.40	\$29.00	\$29.80
	Toddler	18-23 months	Full-day	\$25.20	\$25.80	\$26.20	\$26.80	\$27.20	\$27.60	\$28.20	\$28.80	\$29.20	\$29.80	\$30.60	\$31.40
			Part-day	\$23.20	\$23.80	\$24.20	\$24.60	\$25.20	\$25.60	\$26.00	\$26.60	\$27.00	\$27.60	\$28.40	\$29.00
	Preschool	2 years	Full-day	\$25.00	\$25.40	\$26.00	\$26.40	\$26.80	\$27.40	\$27.80	\$28.40	\$29.00	\$29.60	\$30.20	\$31.00
			Part-day	\$23.00	\$23.60	\$24.00	\$24.60	\$25.00	\$25.40	\$26.00	\$26.40	\$27.00	\$27.60	\$28.20	\$29.00
		3 years	Full-day	\$24.40	\$24.80	\$25.40	\$25.80	\$26.40	\$26.80	\$27.20	\$27.80	\$28.40	\$29.00	\$29.60	\$30.40
			Part-day	\$20.80	\$21.40	\$21.80	\$22.20	\$22.60	\$23.00	\$23.60	\$24.00	\$24.60	\$25.00	\$25.60	\$26.40
	School age	4 years	Full-day	\$24.00	\$24.40	\$24.80	\$25.40	\$25.80	\$26.40	\$26.80	\$27.20	\$27.80	\$28.40	\$29.00	\$29.80
			Part-day	\$20.40	\$20.80	\$21.20	\$21.80	\$22.20	\$22.60	\$23.00	\$23.40	\$24.00	\$24.60	\$25.20	\$25.80
		5 years	Full-day	\$23.40	\$23.80	\$24.40	\$24.80	\$25.20	\$25.80	\$26.20	\$26.80	\$27.20	\$27.80	\$28.40	\$29.20
			Part-day	\$19.60	\$20.20	\$20.60	\$21.00	\$21.40	\$21.80	\$22.40	\$22.80	\$23.20	\$23.80	\$24.40	\$25.20
	6-13 years	Full-day	\$23.20	\$23.60	\$24.00	\$24.60	\$25.00	\$25.40	\$26.00	\$26.40	\$27.00	\$27.60	\$28.20	\$29.00	
		Part-day	\$19.40	\$19.80	\$20.20	\$20.60	\$21.00	\$21.60	\$22.00	\$22.40	\$22.80	\$23.40	\$24.00	\$24.80	


LWDA 26 Central Texas

															
			30th percentile	35th percentile	40th percentile	45th percentile	50th percentile	55th percentile	60th percentile	65th percentile	70th percentile	75th percentile	80th percentile	85th percentile	
Registered Child Care Homes (rates from 26 out of 38 facilities in area)	Infant	0-11 months	Full-day	\$23.60	\$24.00	\$24.60	\$25.00	\$25.40	\$26.00	\$26.40	\$27.00	\$27.40	\$28.00	\$28.80	\$29.40
			Part-day	\$22.20	\$22.60	\$23.20	\$23.60	\$24.00	\$24.60	\$25.00	\$25.40	\$26.00	\$26.60	\$27.20	\$28.00
		12-17 months	Full-day	\$23.60	\$24.20	\$24.60	\$25.00	\$25.60	\$26.00	\$26.40	\$27.00	\$27.60	\$28.20	\$28.80	\$29.60
			Part-day	\$22.00	\$22.40	\$22.80	\$23.40	\$23.80	\$24.20	\$24.80	\$25.20	\$25.80	\$26.20	\$27.00	\$27.60
	Toddler	18-23 months	Full-day	\$23.40	\$24.00	\$24.40	\$25.00	\$25.40	\$25.80	\$26.40	\$26.80	\$27.40	\$28.00	\$28.60	\$29.40
			Part-day	\$21.60	\$22.20	\$22.60	\$23.00	\$23.40	\$24.00	\$24.40	\$24.80	\$25.40	\$26.00	\$26.60	\$27.40
	Preschool	2 years	Full-day	\$22.60	\$23.20	\$23.60	\$24.00	\$24.40	\$25.00	\$25.40	\$26.00	\$26.40	\$27.00	\$27.60	\$28.40
			Part-day	\$22.00	\$22.40	\$23.00	\$23.40	\$23.80	\$24.20	\$24.80	\$25.20	\$25.80	\$26.20	\$27.00	\$27.60
		3 years	Full-day	\$22.80	\$23.40	\$23.80	\$24.20	\$24.80	\$25.20	\$25.60	\$26.20	\$26.60	\$27.20	\$28.00	\$28.60
			Part-day	\$21.00	\$21.40	\$22.00	\$22.40	\$22.80	\$23.20	\$23.80	\$24.20	\$24.80	\$25.20	\$25.80	\$26.60
	4 years	Full-day	\$22.60	\$23.20	\$23.60	\$24.20	\$24.60	\$25.00	\$25.60	\$26.00	\$26.60	\$27.00	\$27.80	\$28.40	
		Part-day	\$20.00	\$20.60	\$21.00	\$21.40	\$21.80	\$22.20	\$22.60	\$23.20	\$23.60	\$24.20	\$24.80	\$25.60	
	5 years	Full-day	\$22.40	\$22.80	\$23.40	\$23.80	\$24.20	\$24.60	\$25.20	\$25.60	\$26.20	\$26.80	\$27.40	\$28.20	
		Part-day	\$19.60	\$20.20	\$20.60	\$21.00	\$21.40	\$21.80	\$22.20	\$22.80	\$23.20	\$23.80	\$24.40	\$25.00	
	School age	6-13 years	Full-day	\$21.80	\$22.40	\$22.80	\$23.20	\$23.80	\$24.20	\$24.60	\$25.20	\$25.60	\$26.20	\$26.80	\$27.60
			Part-day	\$19.40	\$19.80	\$20.20	\$20.60	\$21.20	\$21.60	\$22.00	\$22.40	\$23.00	\$23.40	\$24.00	\$24.80


LWDA 26 Central Texas

																
			30th percentile	35th percentile	40th percentile	45th percentile	50th percentile	55th percentile	60th percentile	65th percentile	70th percentile	75th percentile	80th percentile	85th percentile		
Licensed Child Care Homes (rates from 41 out of 68 facilities in area)	Infant	0-11 months	Full-day	\$23.40	\$24.00	\$24.40	\$24.80	\$25.40	\$25.80	\$26.20	\$26.80	\$27.40	\$27.80	\$28.60	\$29.40	
			Part-day	\$21.40	\$21.80	\$22.20	\$22.80	\$23.20	\$23.60	\$24.00	\$24.60	\$25.00	\$25.60	\$26.20	\$27.00	
		12-17 months	Full-day	\$22.40	\$23.00	\$23.40	\$23.80	\$24.40	\$24.80	\$25.20	\$25.80	\$26.20	\$26.80	\$27.40	\$28.20	
			Part-day	\$20.60	\$21.00	\$21.60	\$22.00	\$22.40	\$22.80	\$23.20	\$23.80	\$24.20	\$24.80	\$25.40	\$26.20	
		Toddler	18-23 months	Full-day	\$22.60	\$23.20	\$23.60	\$24.00	\$24.60	\$25.00	\$25.40	\$26.00	\$26.60	\$27.00	\$27.80	\$28.40
				Part-day	\$20.20	\$20.60	\$21.20	\$21.60	\$22.00	\$22.40	\$22.80	\$23.40	\$23.80	\$24.40	\$25.00	\$25.80
	Preschool	2 years	Full-day	\$22.40	\$23.00	\$23.40	\$23.80	\$24.20	\$24.80	\$25.20	\$25.60	\$26.20	\$26.80	\$27.40	\$28.20	
			Part-day	\$20.20	\$20.60	\$21.20	\$21.60	\$22.00	\$22.40	\$22.80	\$23.40	\$23.80	\$24.40	\$25.00	\$25.80	
		3 years	Full-day	\$22.40	\$22.80	\$23.40	\$23.80	\$24.20	\$24.80	\$25.20	\$25.60	\$26.20	\$26.80	\$27.40	\$28.20	
			Part-day	\$19.20	\$19.60	\$20.00	\$20.40	\$20.80	\$21.20	\$21.80	\$22.20	\$22.60	\$23.20	\$23.80	\$24.40	
		4 years	Full-day	\$22.00	\$22.40	\$23.00	\$23.40	\$23.80	\$24.40	\$24.80	\$25.20	\$25.80	\$26.40	\$27.00	\$27.80	
			Part-day	\$17.40	\$17.80	\$18.20	\$18.60	\$19.00	\$19.40	\$20.00	\$20.40	\$20.80	\$21.40	\$21.80	\$22.60	
	5 years	Full-day	\$20.40	\$20.80	\$21.40	\$21.80	\$22.20	\$22.60	\$23.00	\$23.60	\$24.00	\$24.60	\$25.20	\$26.00		
		Part-day	\$18.40	\$18.80	\$19.20	\$19.60	\$20.00	\$20.40	\$21.00	\$21.40	\$21.80	\$22.40	\$23.00	\$23.60		
	School age	6-13 years	Full-day	\$20.00	\$20.60	\$21.00	\$21.40	\$21.80	\$22.20	\$22.60	\$23.20	\$23.60	\$24.20	\$24.80	\$25.60	
			Part-day	\$17.20	\$17.60	\$18.00	\$18.40	\$18.80	\$19.20	\$19.60	\$20.00	\$20.60	\$21.00	\$21.60	\$22.20	


LWDA 27 Middle Rio Grande

															
			30th percentile	35th percentile	40th percentile	45th percentile	50th percentile	55th percentile	60th percentile	65th percentile	70th percentile	75th percentile	80th percentile	85th percentile	
Licensed Child Care Centers (rates from 34 out of 34 facilities in area)	Infant	0-11 months	Full-day	\$26.20	\$26.60	\$27.00	\$27.40	\$27.80	\$28.20	\$28.80	\$29.20	\$29.60	\$30.00	\$30.60	\$31.20
			Part-day	\$24.40	\$25.00	\$25.40	\$25.80	\$26.00	\$26.40	\$26.80	\$27.20	\$27.80	\$28.20	\$28.80	\$29.40
		12-17 months	Full-day	\$26.00	\$26.60	\$27.00	\$27.40	\$27.80	\$28.20	\$28.60	\$29.00	\$29.40	\$30.00	\$30.40	\$31.20
			Part-day	\$24.40	\$24.80	\$25.20	\$25.60	\$26.00	\$26.40	\$26.80	\$27.20	\$27.60	\$28.20	\$28.60	\$29.40
	Toddler	18-23 months	Full-day	\$25.60	\$26.00	\$26.40	\$26.80	\$27.20	\$27.60	\$28.00	\$28.40	\$28.80	\$29.40	\$30.00	\$30.60
			Part-day	\$23.80	\$24.40	\$24.60	\$25.00	\$25.40	\$25.80	\$26.20	\$26.60	\$27.00	\$27.60	\$28.00	\$28.80
	Preschool	2 years	Full-day	\$25.20	\$25.80	\$26.20	\$26.60	\$27.00	\$27.40	\$27.80	\$28.20	\$28.60	\$29.00	\$29.60	\$30.20
			Part-day	\$23.80	\$24.20	\$24.60	\$25.00	\$25.40	\$25.80	\$26.20	\$26.60	\$27.00	\$27.40	\$28.00	\$28.60
		3 years	Full-day	\$24.80	\$25.20	\$25.60	\$26.00	\$26.40	\$26.80	\$27.20	\$27.60	\$28.20	\$28.60	\$29.20	\$29.80
			Part-day	\$21.80	\$22.20	\$22.60	\$23.00	\$23.40	\$23.80	\$24.20	\$24.60	\$25.00	\$25.40	\$26.00	\$26.60
	School age	4 years	Full-day	\$24.40	\$24.80	\$25.20	\$25.60	\$26.00	\$26.40	\$26.80	\$27.20	\$27.80	\$28.20	\$28.80	\$29.40
			Part-day	\$21.60	\$21.80	\$22.20	\$22.60	\$23.00	\$23.40	\$23.80	\$24.20	\$24.60	\$25.00	\$25.60	\$26.00
		5 years	Full-day	\$24.00	\$24.40	\$24.80	\$25.20	\$25.60	\$26.00	\$26.40	\$26.80	\$27.20	\$27.60	\$28.20	\$28.80
			Part-day	\$21.00	\$21.40	\$21.60	\$22.00	\$22.40	\$22.80	\$23.20	\$23.60	\$24.00	\$24.40	\$24.80	\$25.40
	6-13 years	Full-day	\$23.80	\$24.20	\$24.60	\$25.00	\$25.40	\$25.80	\$26.20	\$26.60	\$27.00	\$27.40	\$28.00	\$28.60	
		Part-day	\$20.60	\$21.00	\$21.40	\$21.80	\$22.20	\$22.40	\$22.80	\$23.20	\$23.60	\$24.00	\$24.60	\$25.20	


LWDA 27 Middle Rio Grande

															
			30th percentile	35th percentile	40th percentile	45th percentile	50th percentile	55th percentile	60th percentile	65th percentile	70th percentile	75th percentile	80th percentile	85th percentile	
Registered Child Care Homes (rates from 9 out of 11 facilities in area)	Infant	0-11 months	Full-day	\$24.20	\$24.60	\$25.00	\$25.40	\$25.80	\$26.20	\$26.60	\$27.00	\$27.40	\$27.80	\$28.40	\$29.00
			Part-day	\$23.00	\$23.40	\$23.80	\$24.20	\$24.60	\$25.00	\$25.40	\$25.80	\$26.20	\$26.60	\$27.20	\$27.80
		12-17 months	Full-day	\$24.20	\$24.60	\$25.00	\$25.40	\$25.80	\$26.20	\$26.60	\$27.00	\$27.40	\$28.00	\$28.40	\$29.00
			Part-day	\$22.80	\$23.20	\$23.60	\$24.00	\$24.40	\$24.80	\$25.20	\$25.60	\$26.00	\$26.40	\$27.00	\$27.60
	Toddler	18-23 months	Full-day	\$24.20	\$24.60	\$25.00	\$25.40	\$25.60	\$26.00	\$26.40	\$26.80	\$27.40	\$27.80	\$28.40	\$29.00
			Part-day	\$22.60	\$23.00	\$23.40	\$23.80	\$24.20	\$24.40	\$24.80	\$25.20	\$25.60	\$26.20	\$26.60	\$27.20
	Preschool	2 years	Full-day	\$23.40	\$23.80	\$24.20	\$24.60	\$25.00	\$25.40	\$25.80	\$26.20	\$26.60	\$27.00	\$27.60	\$28.20
			Part-day	\$22.80	\$23.20	\$23.60	\$24.00	\$24.40	\$24.80	\$25.20	\$25.60	\$26.00	\$26.40	\$27.00	\$27.60
		3 years	Full-day	\$23.60	\$24.00	\$24.40	\$24.80	\$25.20	\$25.60	\$26.00	\$26.40	\$26.80	\$27.20	\$27.80	\$28.40
			Part-day	\$22.00	\$22.40	\$22.80	\$23.20	\$23.60	\$24.00	\$24.40	\$24.80	\$25.20	\$25.60	\$26.00	\$26.60
	School age	4 years	Full-day	\$23.40	\$23.80	\$24.20	\$24.60	\$25.00	\$25.40	\$25.80	\$26.20	\$26.60	\$27.00	\$27.60	\$28.20
			Part-day	\$21.20	\$21.60	\$22.00	\$22.40	\$22.80	\$23.00	\$23.40	\$23.80	\$24.20	\$24.60	\$25.20	\$25.80
		5 years	Full-day	\$23.20	\$23.60	\$24.00	\$24.40	\$24.80	\$25.20	\$25.60	\$25.80	\$26.40	\$26.80	\$27.40	\$28.00
			Part-day	\$21.00	\$21.40	\$21.60	\$22.00	\$22.40	\$22.80	\$23.20	\$23.60	\$24.00	\$24.40	\$24.80	\$25.40
	6-13 years	Full-day	\$22.80	\$23.20	\$23.60	\$24.00	\$24.20	\$24.60	\$25.00	\$25.40	\$25.80	\$26.40	\$26.80	\$27.40	
		Part-day	\$20.60	\$21.00	\$21.40	\$21.80	\$22.20	\$22.40	\$22.80	\$23.20	\$23.60	\$24.00	\$24.60	\$25.20	


LWDA 27 Middle Rio Grande

															
			30th percentile	35th percentile	40th percentile	45th percentile	50th percentile	55th percentile	60th percentile	65th percentile	70th percentile	75th percentile	80th percentile	85th percentile	
Licensed Child Care Homes (rates from 2 out of 6 facilities in area)	Infant	0-11 months	Full-day	\$24.00	\$24.40	\$24.80	\$25.20	\$25.60	\$26.00	\$26.40	\$26.80	\$27.20	\$27.80	\$28.20	\$29.00
		Part-day	\$22.40	\$22.80	\$23.20	\$23.40	\$23.80	\$24.20	\$24.60	\$25.00	\$25.40	\$25.80	\$26.40	\$27.00	
	12-17 months	Full-day	\$23.20	\$23.60	\$24.00	\$24.40	\$24.80	\$25.20	\$25.60	\$26.00	\$26.40	\$26.80	\$27.40	\$28.00	
		Part-day	\$21.60	\$22.00	\$22.40	\$22.80	\$23.20	\$23.60	\$24.00	\$24.40	\$24.80	\$25.20	\$25.80	\$26.40	
	Toddler	18-23 months	Full-day	\$23.40	\$23.80	\$24.20	\$24.60	\$25.00	\$25.40	\$25.80	\$26.20	\$26.60	\$27.00	\$27.60	\$28.20
		Part-day	\$21.40	\$21.80	\$22.20	\$22.60	\$22.80	\$23.20	\$23.60	\$24.00	\$24.40	\$24.80	\$25.40	\$26.00	
	2 years	Full-day	\$23.20	\$23.60	\$24.00	\$24.40	\$24.80	\$25.20	\$25.60	\$26.00	\$26.40	\$26.80	\$27.40	\$28.00	
		Part-day	\$21.40	\$21.80	\$22.20	\$22.60	\$22.80	\$23.20	\$23.60	\$24.00	\$24.40	\$24.80	\$25.40	\$26.00	
	3 years	Full-day	\$23.20	\$23.60	\$24.00	\$24.40	\$24.80	\$25.20	\$25.60	\$26.00	\$26.40	\$26.80	\$27.40	\$28.00	
		Part-day	\$20.40	\$20.80	\$21.20	\$21.60	\$22.00	\$22.20	\$22.60	\$23.00	\$23.40	\$23.80	\$24.40	\$25.00	
	Preschool	4 years	Full-day	\$22.80	\$23.20	\$23.60	\$24.00	\$24.40	\$24.80	\$25.20	\$25.60	\$26.00	\$26.40	\$27.00	\$27.60
		Part-day	\$19.00	\$19.40	\$19.80	\$20.00	\$20.40	\$20.80	\$21.20	\$21.40	\$21.80	\$22.20	\$22.80	\$23.40	
	5 years	Full-day	\$21.60	\$22.00	\$22.20	\$22.60	\$23.00	\$23.40	\$23.80	\$24.20	\$24.60	\$25.00	\$25.60	\$26.20	
		Part-day	\$19.80	\$20.20	\$20.60	\$21.00	\$21.20	\$21.60	\$22.00	\$22.40	\$22.80	\$23.20	\$23.60	\$24.20	
	School age	6-13 years	Full-day	\$21.20	\$21.60	\$22.00	\$22.40	\$22.80	\$23.00	\$23.40	\$23.80	\$24.20	\$24.80	\$25.20	\$25.80
		Part-day	\$18.80	\$19.20	\$19.40	\$19.80	\$20.20	\$20.60	\$20.80	\$21.20	\$21.60	\$22.00	\$22.60	\$23.00	


LWDA 28 Gulf Coast

															
			30th percentile	35th percentile	40th percentile	45th percentile	50th percentile	55th percentile	60th percentile	65th percentile	70th percentile	75th percentile	80th percentile	85th percentile	
Licensed Child Care Centers (rates from 1268 out of 1915 facilities in area)	Infant	0-11 months	Full-day	\$35.40	\$36.40	\$37.40	\$38.20	\$39.20	\$40.20	\$41.00	\$42.00	\$43.20	\$44.20	\$45.60	\$47.20
		Part-day	\$31.60	\$32.40	\$33.40	\$34.20	\$35.00	\$36.00	\$36.80	\$37.80	\$38.80	\$40.00	\$41.20	\$42.60	
	12-17 months	Full-day	\$35.00	\$36.00	\$37.00	\$38.00	\$38.80	\$39.80	\$40.80	\$41.60	\$42.80	\$44.00	\$45.20	\$46.80	
		Part-day	\$31.40	\$32.40	\$33.20	\$34.00	\$35.00	\$35.80	\$36.80	\$37.60	\$38.60	\$39.80	\$41.00	\$42.40	
	Toddler	18-23 months	Full-day	\$34.00	\$34.80	\$35.80	\$36.60	\$37.60	\$38.40	\$39.40	\$40.40	\$41.40	\$42.60	\$43.80	\$45.40
		Part-day	\$30.20	\$31.20	\$32.00	\$32.80	\$33.60	\$34.60	\$35.40	\$36.40	\$37.40	\$38.40	\$39.60	\$41.00	
	2 years	Full-day	\$33.40	\$34.20	\$35.20	\$36.00	\$37.00	\$37.80	\$38.80	\$39.80	\$40.80	\$42.00	\$43.20	\$44.60	
		Part-day	\$30.00	\$30.80	\$31.80	\$32.60	\$33.40	\$34.20	\$35.20	\$36.00	\$37.00	\$38.20	\$39.40	\$40.80	
	3 years	Full-day	\$32.40	\$33.20	\$34.20	\$35.00	\$36.00	\$36.80	\$37.80	\$38.60	\$39.60	\$40.80	\$42.00	\$43.60	
		Part-day	\$26.00	\$26.80	\$27.60	\$28.40	\$29.20	\$30.00	\$30.80	\$31.60	\$32.60	\$33.60	\$34.80	\$36.00	
	Preschool	4 years	Full-day	\$31.40	\$32.40	\$33.20	\$34.20	\$35.00	\$36.00	\$36.80	\$37.80	\$38.80	\$39.80	\$41.20	\$42.60
		Part-day	\$25.20	\$26.00	\$26.80	\$27.60	\$28.20	\$29.00	\$29.80	\$30.80	\$31.60	\$32.60	\$33.80	\$35.00	
	5 years	Full-day	\$30.40	\$31.40	\$32.20	\$33.20	\$34.00	\$34.80	\$35.80	\$36.60	\$37.60	\$38.80	\$40.00	\$41.40	
		Part-day	\$24.00	\$24.80	\$25.40	\$26.20	\$27.00	\$27.80	\$28.60	\$29.40	\$30.40	\$31.20	\$32.40	\$33.60	
	School age	6-13 years	Full-day	\$30.00	\$31.00	\$31.80	\$32.60	\$33.40	\$34.40	\$35.20	\$36.20	\$37.20	\$38.20	\$39.40	\$40.80
		Part-day	\$23.40	\$24.20	\$24.80	\$25.60	\$26.40	\$27.20	\$28.00	\$28.80	\$29.60	\$30.60	\$31.60	\$33.00	

LWDA 28 Gulf Coast

															
			30th percentile	35th percentile	40th percentile	45th percentile	50th percentile	55th percentile	60th percentile	65th percentile	70th percentile	75th percentile	80th percentile	85th percentile	
Registered Child Care Homes (rates from 169 out of 310 facilities in area)	Infant	0-11 months	Full-day	\$30.80	\$31.80	\$32.60	\$33.60	\$34.40	\$35.20	\$36.20	\$37.00	\$38.00	\$39.20	\$40.40	\$41.80
			Part-day	\$28.40	\$29.20	\$30.20	\$31.00	\$31.80	\$32.60	\$33.40	\$34.40	\$35.40	\$36.40	\$37.60	\$39.00
		12-17 months	Full-day	\$31.00	\$31.80	\$32.80	\$33.60	\$34.40	\$35.40	\$36.20	\$37.20	\$38.20	\$39.20	\$40.60	\$42.00
			Part-day	\$28.00	\$28.80	\$29.60	\$30.40	\$31.20	\$32.00	\$33.00	\$33.80	\$34.80	\$35.80	\$37.00	\$38.40
	Toddler	18-23 months	Full-day	\$30.60	\$31.60	\$32.40	\$33.40	\$34.20	\$35.00	\$36.00	\$36.80	\$37.80	\$39.00	\$40.20	\$41.60
			Part-day	\$27.40	\$28.20	\$29.00	\$29.80	\$30.60	\$31.60	\$32.40	\$33.20	\$34.20	\$35.20	\$36.40	\$37.80
	2 years	Full-day	\$29.20	\$30.00	\$30.80	\$31.80	\$32.60	\$33.40	\$34.20	\$35.20	\$36.20	\$37.20	\$38.40	\$39.80	
		Part-day	\$28.00	\$28.80	\$29.60	\$30.40	\$31.20	\$32.20	\$33.00	\$33.80	\$34.80	\$35.80	\$37.00	\$38.40	
	3 years	Full-day	\$29.60	\$30.40	\$31.20	\$32.20	\$33.00	\$33.80	\$34.80	\$35.60	\$36.60	\$37.60	\$38.80	\$40.40	
		Part-day	\$26.20	\$27.20	\$28.00	\$28.80	\$29.60	\$30.40	\$31.20	\$32.00	\$33.00	\$34.00	\$35.20	\$36.40	
	Preschool	4 years	Full-day	\$29.20	\$30.20	\$31.00	\$31.80	\$32.60	\$33.60	\$34.40	\$35.40	\$36.20	\$37.40	\$38.60	\$40.00
			Part-day	\$24.60	\$25.40	\$26.20	\$27.00	\$27.60	\$28.40	\$29.20	\$30.20	\$31.00	\$32.00	\$33.20	\$34.40
	5 years	Full-day	\$28.60	\$29.60	\$30.40	\$31.20	\$32.00	\$32.80	\$33.80	\$34.60	\$35.60	\$36.60	\$37.80	\$39.20	
		Part-day	\$23.80	\$24.80	\$25.40	\$26.20	\$27.00	\$27.80	\$28.60	\$29.40	\$30.20	\$31.20	\$32.40	\$33.60	
	School age	6-13 years	Full-day	\$27.80	\$28.60	\$29.40	\$30.20	\$31.20	\$32.00	\$32.80	\$33.60	\$34.60	\$35.60	\$36.80	\$38.20
			Part-day	\$23.40	\$24.20	\$25.00	\$25.60	\$26.40	\$27.20	\$28.00	\$28.80	\$29.80	\$30.60	\$31.80	\$33.00

LWDA 28 Gulf Coast

															
			30th percentile	35th percentile	40th percentile	45th percentile	50th percentile	55th percentile	60th percentile	65th percentile	70th percentile	75th percentile	80th percentile	85th percentile	
Licensed Child Care Homes (rates from 184 out of 1006 facilities in area)	Infant	0-11 months	Full-day	\$30.60	\$31.60	\$32.40	\$33.20	\$34.00	\$35.00	\$35.80	\$36.80	\$37.80	\$38.80	\$40.00	\$41.60
			Part-day	\$26.80	\$27.80	\$28.60	\$29.40	\$30.20	\$31.00	\$31.80	\$32.60	\$33.60	\$34.60	\$35.80	\$37.20
		12-17 months	Full-day	\$28.80	\$29.80	\$30.60	\$31.40	\$32.20	\$33.00	\$34.00	\$34.80	\$35.80	\$36.80	\$38.00	\$39.40
			Part-day	\$25.60	\$26.40	\$27.20	\$28.00	\$28.80	\$29.60	\$30.40	\$31.20	\$32.00	\$33.20	\$34.20	\$35.60
	Toddler	18-23 months	Full-day	\$29.20	\$30.20	\$31.00	\$31.80	\$32.60	\$33.60	\$34.40	\$35.20	\$36.20	\$37.40	\$38.60	\$40.00
			Part-day	\$24.80	\$25.60	\$26.40	\$27.20	\$28.00	\$28.80	\$29.60	\$30.40	\$31.40	\$32.40	\$33.40	\$34.80
	Preschool	2 years	Full-day	\$28.80	\$29.60	\$30.40	\$31.40	\$32.20	\$33.00	\$33.80	\$34.80	\$35.80	\$36.80	\$38.00	\$39.40
			Part-day	\$24.80	\$25.60	\$26.40	\$27.20	\$28.00	\$28.80	\$29.60	\$30.40	\$31.40	\$32.40	\$33.40	\$34.80
		3 years	Full-day	\$28.80	\$29.60	\$30.40	\$31.20	\$32.20	\$33.00	\$33.80	\$34.80	\$35.60	\$36.80	\$38.00	\$39.40
			Part-day	\$23.00	\$23.80	\$24.40	\$25.20	\$26.00	\$26.80	\$27.60	\$28.40	\$29.20	\$30.20	\$31.20	\$32.60
	School age	4 years	Full-day	\$28.00	\$29.00	\$29.80	\$30.60	\$31.40	\$32.20	\$33.00	\$34.00	\$35.00	\$36.00	\$37.20	\$38.60
			Part-day	\$20.00	\$20.80	\$21.40	\$22.20	\$22.80	\$23.60	\$24.40	\$25.00	\$25.80	\$26.80	\$27.80	\$29.00
		5 years	Full-day	\$25.20	\$26.00	\$26.80	\$27.60	\$28.40	\$29.20	\$30.00	\$30.80	\$31.80	\$32.80	\$33.80	\$35.20
			Part-day	\$21.60	\$22.40	\$23.20	\$23.80	\$24.60	\$25.40	\$26.00	\$26.80	\$27.80	\$28.60	\$29.80	\$31.00
	6-13 years	Full-day	\$24.60	\$25.40	\$26.20	\$27.00	\$27.60	\$28.40	\$29.20	\$30.20	\$31.00	\$32.00	\$33.20	\$34.40	
		Part-day	\$19.60	\$20.20	\$21.00	\$21.60	\$22.40	\$23.00	\$23.80	\$24.60	\$25.40	\$26.20	\$27.20	\$28.40	